

2021

RAISED ACCESS FLOORS

METAL CEILINGS & COVERINGS

WOOD CEILINGS & COVERINGS

DEMOUNTABLE PARTITIONS

INTERIOR FIT-OUT EVOLUTION

RAISED ACCESS FLOORS
METAL CEILINGS & COVERINGS
WOOD CEILINGS & COVERINGS
DEMOUNTABLE PARTITIONS
SUSPENSION SYSTEMS
INTEGRATED AIR CONDITIONING SYSTEMS
OFFICE FURNITURE SYSTEMS

INTERIOR FIT-OUT EVOLUTION

Hi-tech interior products of the new generation.

CBI Europe has produced technological and innovative systems for a complete interior installation, with passion and precision, for thirty-five years, worldwide.

The technical experience and the continuous comparison, with the demands of designers from different markets, make CBI EUROPE an ideal reference point for those who design new, refined and comfortable interiors, and at the same time CBI EUROPE is technologically advanced in an integrated context, offering a very wide range of systems, products, materials, technical solutions and alternatives that improve work environments of the latest generation. We are committed to creating healthy and socially responsible environments. With our continuous research of new materials and systems, the international competition and comparison, awareness of needing to evolve the dynamics of modern construction techniques and to solve traditional problems. CBI Europe says today, these methods; technique, creativity and Italian style promote an interior of the third millennium, worldwide.

**The future is to ensure the quality of the environment
in which we live.**

Prodotti hi-tech per interni di nuova generazione.

CBI Europe produce con passione e precisione sistemi innovativi e tecnologici per l'allestimento completo d'interni, da oltre trentacinque in tutto il mondo.

L'esperienza tecnica maturata e il confronto continuo con le esigenze di progettisti di diversi mercati fanno di CBI EUROPE un riferimento unico ideale per chi progetta interni nuovi, ricercati, confortevoli e al tempo stesso tecnologicamente avanzati in ottica integrata, proponendo una gamma molto ampia di sistemi, prodotti, materiali e soluzioni tecniche alternative e migliorative per ambienti di ultima generazione.

Impegno per la creazione di ambienti sani e socialmente responsabili, ricerca continua di materiali e nuovi sistemi, competizione e confronto internazionale, consapevolezza dell'esigenza di evolvere le dinamiche delle moderne tecniche costruttive per risolvere le problematiche tradizionali sono i metodi con cui CBI Europe, oggi, afferma la tecnica, la creatività e lo stile italiano nel mondo e promuove un'edilizia per interni di terzo millennio.

Il futuro é garantire la qualità degli interni in cui viviamo.



The future is now: CBI Europe integrated solutions for high-quality environments.

“We want to be able to offer the very best of our know-how and expertise to our partners.”

COSTRUIRE IL FUTURO BUILDING THE FUTURE



“All CBI Europe products are created according to these new construction requirements, studied and designed for a new generation of buildings.”

Franco Catena
founder and CEO of CBI Europe

What is changing most in the construction world and, in particular, in interior finishes?

It is now clear that building, in general, from the external casing to the internal layers and finishes is oriented towards new dry interior systems, with particular emphasis on aspects such as the speed of construction, the reduction of construction costs, maintenance, the recyclability of the elements and energy efficiency. It should also be considered that dry systems allow sites which are much cleaner and better organized and, consequently, thanks to the mechanical characteristics of the products used, much lighter foundations are obtained, and, other factors reduce construction times, costs of the building, and environmental impact. Another great advantage of dry interior systems is the high quality and safety standards they guarantee. In fact, since the various elements are produced separately and in series, the relative performance checks already take place during the production phase. In doing so, the quality requirements and the certifications, in addition to being able to have high standards, remain constant over time and space. This means that it is possible to intervene on the building at a later time and still be certain the performance characteristics will remain unchanged in every part, which is not the case for similar interventions on traditional structures. In traditional wet construction systems there is also a practically impossible recovery of the construction elements at the end of the building's life. Dry interior systems, on the other hand, are a versatile and reversible construction

method: almost everything that is made can later be disassembled and often reused for other buildings or in any case recycled, as happens for example for different industrial sectors. Also for this reason, dry systems are certainly more ecological than wet ones. Lastly, it should not be overlooked that the absence of water from the dry systems considerably reduces the formation of mold and humidity, with a considerable increase in living comfort and, consequently, again lowering consumption and environmental impact. In summary, the advantages of dry interior systems compared to traditional systems:

- **shorter times.**
- **lower costs.**
- **highest quality standards and constants.**
- **lower environmental impact and possibility of recycling.**
- **higher living comfort.**

It is also now clear that a large part of the building industry is increasingly heading towards restructuring rather than new construction. This trend has been consolidated in recent years due to the crisis that has hit the new construction sector and has been supported by policies aimed at saving new soil, safeguarding the existing building stock, and tax incentives for restructuring. Even in, and especially in the case of restructuring, if the practicality and speed of the dry systems is useful for the external envelope, it is even more useful for the internal one. All CBI EUROPE products are created according to these new construction requirements, studied and designed for a new generation of buildings.



DRY CONSTRUCTION SYSTEMS

LOWER COSTS
COSTI PIÙ BASSI

SHORTER TIMES
TEMPI BREVI

HIGHEST QUALITY STANDARDS
STANDARD QUALITATIVI PIÙ ALTI

BUILDING THE FUTURE
COSTRUIRE IL FUTURO

HIGHER LIVING COMFORT
ELEVATO COMFORT ABITATIVO

LOWER ENVIRONMENTAL IMPACT
IMPATTO AMBIENTALE MINORE

POSSIBILITY OF RECYCLING
POSSIBILITÀ DI RICICLO

“Tutti i prodotti CBI Europe nascono in funzione delle nuove esigenze costruttive, studiati e progettati per un’edilizia di nuova generazione.”

Cosa sta cambiando di più nel mondo dell’edilizia e in particolare delle finiture per interni?

È ormai evidente che l’edilizia in generale dall’involucro esterno alle stratificazioni e finiture interne sia orientata verso nuovi sistemi di costruzione a secco, dando particolare rilievo ad aspetti come la velocità esecutiva dei lavori, la riduzione dei costi di costruzione, la manutenzione, la riciclabilità degli elementi e l’efficientamento energetico. I sistemi a secco permettono cantieri molto più puliti e meglio organizzati e grazie alle caratteristiche meccaniche dei prodotti utilizzati si ottengono strutture e, conseguentemente, fondazioni molto più leggere, un altro fattore chiave per abbattere tempi di realizzazione, costi dell’edificio e impatto ambientale.

I grandi vantaggi dei sistemi a secco sono gli elevati standard qualitativi e di sicurezza che questi garantiscono.

I vari elementi sono prodotti separatamente e in serie, le verifiche prestazionali relative avvengono già nel corso della fase produttiva. Così facendo, i requisiti qualitativi e le certificazioni, oltre a poter avere livelli elevati, rimangono costanti nel tempo e nello spazio. Ciò significa che è possibile intervenire sul manufatto edilizio in un secondo momento ed essere però certi che le caratteristiche prestazionali rimarranno invariate in ogni sua parte, cosa che non avviene per interventi analoghi sulle strutture di tipo tradizionale. Nei sistemi costruttivi tradizionali si riscontra anche un praticamente impossibile recupero degli elementi costruttivi a fine vita dell’edificio.

I sistemi a secco rappresentano invece un metodo di costruzione versatile e reversibile: quasi tutto quello che viene realizzato può essere in seguito smontato e spesso

riutilizzato per altre costruzioni o comunque riciclato come avviene ad esempio per diversi settori industriali. Anche per questo, i sistemi a secco sono certamente più ecologici. Da non trascurare, infine, che l’assenza di acqua dei sistemi a secco riduce notevolmente la formazione di muffe e di umidità, con un incremento notevole del confort abitativo, minori consumi e impatto ambientale. Riassumendo, i vantaggi dei sistemi di costruzioni a secco rispetto a quelli tradizionali:

- **tempi più brevi.**
- **costi più bassi.**
- **standard qualitativi più alti e costanti.**
- **impatto ambientale minore e possibilità di riciclo.**
- **confort abitativo più alto.**

È inoltre ormai evidente che buona parte dell’edilizia si stia dirigendo sempre di più verso interventi di ristrutturazione piuttosto che di nuova costruzione.

Questa tendenza si è consolidata negli ultimi anni a causa della crisi che ha colpito il settore delle nuove costruzioni ed è stata sostenuta da politiche volte al risparmio di nuovo suolo, alla salvaguardia del patrimonio edilizio esistente, e all’incentivazione fiscale delle ristrutturazioni.

Anche e soprattutto in caso di ristrutturazione se la praticità e velocità dei sistemi a secco è utile per l’involucro esterno, lo è ancora di più per quello interno.

Tutti i prodotti CBI EUROPE nascono in funzione di queste nuove esigenze costruttive, studiati e progettati per un’edilizia di nuova generazione.

ideal for:



airports

museums

auditoriums

theaters

shopping malls

hospitals

schools

data centers

offices

shops

**Technological
and innovative
systems
for a complete
interior
installation,
with passion
and precision,
for 35 years,
worldwide.**

Reliable and timely deliveries all around the world
Consegne puntuali e affidabili in tutto il mondo

CBI EUROPE, IN THE HEART OF ITALY

Thanks to its strategic location in central Italy, in the heart of the Mediterranean region, CBI Europe is the ideal partner for Middle Eastern, African, Central and Eastern European customers.

La posizione dell'azienda nel centro Italia, nel cuore della produzione mediterranea, fa di CBI Europe il partner ideale per clienti in Medio Oriente, Africa, Centro e mercati dell'Europa orientale.



centralised production
plant indoor
30.000 m²
*impianti produttivi
centralizzati indoor*

OUR NUMBERS

sq.m.
of raised access floors
1.500.000
*m² di pavimenti tecnici
sopraelevati*

ANNUAL OUTPUT

annual output
photovoltaic plant
500 MW
*output annuo
impianto fotovoltaico*

centralised production
plant outdoor
80.000 m²
*impianti produttivi
centralizzati outdoor*

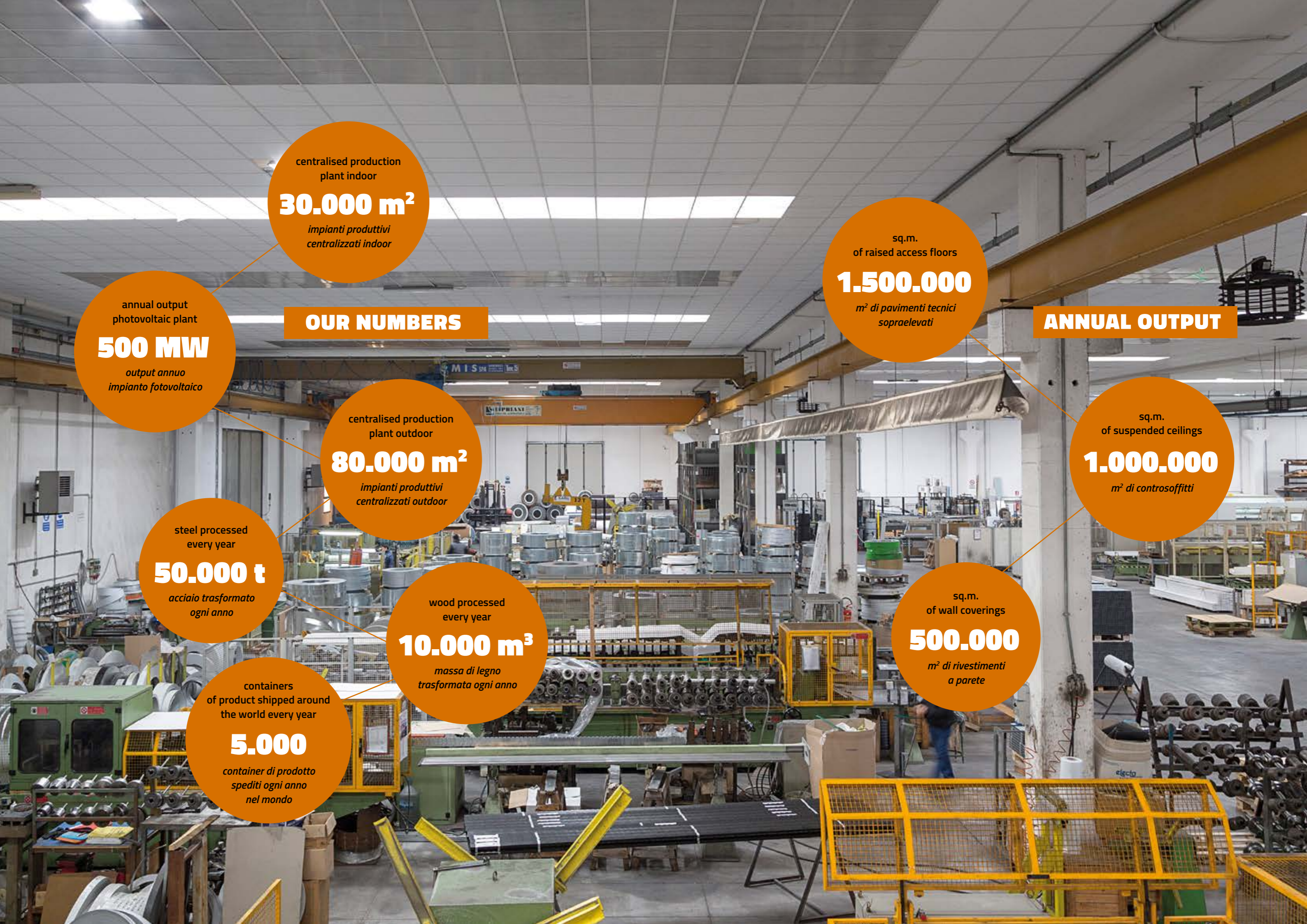
sq.m.
of suspended ceilings
1.000.000
m² di controsoffitti

steel processed
every year
50.000 t
*acciaio trasformato
ogni anno*

wood processed
every year
10.000 m³
*massa di legno
trasformata ogni anno*

sq.m.
of wall coverings
500.000
*m² di rivestimenti
a parete*

containers
of product shipped around
the world every year
5.000
*container di prodotto
spediti ogni anno
nel mondo*



“We are really present in every market with selected partners, punctual services and assistance.”

**IN OGNI PARTE DEL MONDO. ORA.
IN EVERY PART OF THE WORLD. NOW.**



“Our many years of experience, high capacities and a wide network of worldwide partners allow us to take care of the realization of your complex construction projects.”

Ronald Heremans
CBI Europe overseas sales manager

How are CBI Europe products marketed?

From the production facilities in Osimo, very close to the port of Ancona, in the Marche region, central Italy and the heart of Europe and the Mediterranean, CBI Europe products are distributed worldwide. Our many years of experience, high capacities and a wide network of worldwide partners allow us to take care of the realization of your complex construction projects. In close collaboration with our customers, we have carried out large projects all over the world, ensuring assistance and support from cost analysis, to the design, to the final phase of construction.

The wide range of products and the geographically strategic location ensure:

- OPTIMIZED LOGISTICS
- CONSOLIDATED SHIPPING GOODS
- CONTAINED TRANSPORT COSTS
- SPEEDY DELIVERY TIMES

Come vengono commercializzati i prodotti CBI Europe?

Dagli stabilimenti produttivi di Osimo, molto vicino al porto di Ancona, nella regione Marche, centro d'Italia e cuore dell'Europa e del Mediterraneo, i prodotti CBI Europe sono distribuiti in tutto il mondo.

La nostra esperienza pluriennale, le capacità elevate e l'ampia rete di partner worldwide ci consentono di occuparci della realizzazione dei vostri complessi progetti di costruzione. In stretta collaborazione con i nostri clienti, abbiamo eseguito grandi progetti in tutto il mondo, assicurando assistenza e supporto dall'analisi dei costi, alla progettazione alla fase finale della costruzione.

L'ampia gamma di prodotti e l'ubicazione geograficamente strategica garantisce di:

- OTTIMIZZARE LA LOGISTICA
- CONSOLIDARE LE SPEDIZIONI MERCI
- CONTENERE I COSTI DI TRASPORTO
- VELOCIZZARE I TEMPI DI CONSEGNA

ANGOLA · AZERBAIJAN · BANGLADESH · BELARUS
BELGIUM · BULGARIA · CROATIA · CYPRUS · EGYPT
EQUATORIAL GUINEA · ESTONIA · GREECE
ICELAND · IRAQ · IRELAND · ITALY · JORDAN
KUWAIT · LATVIA · LEBANON · LITHUANIA · MALTA
MEXICO · MOROCCO · NEW ZEALAND · NIGERIA
PORTUGAL · ROMANIA · RUSSIA · SAMOA · SAUDI
ARABIA · SERBIA · SLOVAKIA · SLOVENIA · SPAIN
SWITZERLAND · TUNISIA · TURKEY · UNITED ARAB
EMIRATES · UKRAINE · UNITED STATES · YEMEN

Advanced technologies, materials research,
international comparisons, Italian style and creativity
*Tecnologie avanzate, ricerca sui materiali,
confronto internazionale, stile e creatività italiani*

Mission: full turnkey interior fit-out



“No client is the same as another. Complex and different problems always require tailored solutions: effective because they’re innovative, flexible and rapid.”

Rachele Catena
Brand Manager

Innovation, flexibility and creativity at the service of the project: our specialization is built on these bases, to correspond with a complete range of products and services at every request of the client. We are characterized by a strong reactivity, and the ability to interpret and resolve with efficiency and speed, every type of technical and functional problem with concrete and definitive solutions. The research and development department, the design offices and the production plants are located in a single center, guaranteeing a short and tested supply chain for the realization of all types of construction, standard and custom.

- INTERIOR CONSTRUCTION. OF NEW BUILDINGS OF ALL SIZES AND TYPES.
- RESTRUCTURING.
- TURNKEY PROJECTS.



University of Nicosia, Cyprus

Innovazione, flessibilità e creatività al servizio del progetto: la nostra specializzazione si costruisce su queste basi, per corrispondere con una gamma completa di prodotti e servizi ad ogni richiesta della committenza. Ci contraddistingue una forte reattività, e la capacità di interpretare e risolvere con efficacia e velocità ogni tipo di problematica tecnica e funzionale, con soluzioni concrete e definitive. In un unico polo hanno sede il reparto ricerca e sviluppo, gli uffici di progettazione e gli impianti di produzione, garantendo una filiera breve ed collaudata per la realizzazione di ogni tipologia di allestimento, standard e su misura.

- ALLESTIMENTI INTERNI DI NUOVI EDIFICI, DI OGNI DIMENSIONE E TIPOLOGIA.
- RISTRUTTURAZIONI.
- REALIZZAZIONI CHIAVI IN MANO O IN PARTNERSHIP.



Lusail Office Tower, Qatar



CUSTOM PROJECT

The representative offices of Qatar Petroleum were divided with CBI Europe’s demountable partition systems. The client, aware of how a work environment of high quality creates wellbeing and therefore improving performance, keeping in mind, the hi-tech division of space - customizable with varying degrees of privacy and shared space - could only choose CBI systems which configure a sophisticated space, designed according to our concept “the person is the center.”

Gli ambienti di Qatar Petroleum sono stati divisi con i sistemi di pareti mobili CBI Europe. La committenza, consapevole di come ambienti di lavoro di alta qualità creino benessere e migliorino le prestazioni, grazie alla divisione hi-tech dello spazio - personalizzabile, con vari gradi di privacy e condivisione - ha scelto le pareti CBI per configurare uno spazio sofisticato, progettato secondo il concetto “la persona al centro”.

Qatar Petroleum Offices, WTC Tower & The Sphere, Doha, Qatar

Design: al servizio della committenza, al servizio del progetto

Design: serving customers, serving the project



"We combine the know-how of various engineering disciplines with our highly qualified and experienced production team. Each new project is a challenge and an authentic emotion."

Robert Daniel Chitu
Project Manager
Demountable Partitons Department

Our strengths lie in developing new products and mastering the specific technical challenges of the project we call **"Creating new solutions"**.

We combine the know-how of various engineering disciplines with our highly qualified and experienced production team. Each project is subject to a thorough review of the relevant standards and building codes, as well as the specifications of our customers. With our testing facilities, a reliable network of partners (in particular testing institutes on materials, and universities) and unparalleled vertical integration of production, CBI EUROPE guarantees that all products are manufactured in full compliance with the requirements of each individual project. We take care of all the acoustic and fire protection aspects of the project and offer custom solutions.

Each new project is a challenge and an authentic emotion.

PROBLEM SOLVING ATTITUDE

Our projects are always 'custom-made', and are developed by applying procedures designed to intercept and resolve any possible critical issues beforehand. Our technicians are able to manage any contingency with speed and versatility, with the aim of keeping delivery times, installation quality and customer satisfaction unchanged.

*I nostri punti di forza risiedono nello sviluppo di nuovi prodotti e nella padronanza delle sfide tecniche specifiche del progetto che chiamiamo **"Creazione di nuove soluzioni"**. Uniamo il know-how di varie discipline ingegneristiche con il nostro team di produzione altamente qualificato ed esperto.*

Ogni progetto è soggetto a una revisione approfondita degli standard e dei codici di costruzione pertinenti, nonché delle specifiche dei nostri clienti. Con le nostre strutture di collaudo, una rete affidabile di partner (in particolare istituti di prova sui materiali e università) e un'integrazione verticale senza pari della produzione, CBI EUROPE garantisce che tutti i prodotti siano realizzati nel pieno rispetto dei requisiti di ogni singolo progetto.

Ci occupiamo di tutti gli aspetti acustici e di protezione antincendio del progetto e offriamo soluzioni su misura.

Ogni nuovo progetto è una sfida e un'autentica emozione.

I nostri progetti sono sempre 'su misura', e vengono sviluppati applicando delle procedure atte ad intercettare e risolvere a monte eventuali possibili criticità.

I nostri tecnici sono in grado di gestire con rapidità e versatilità qualsiasi sopravvenienza, con l'obiettivo di mantenere inalterati tempistica di consegna, qualità dell'installazione e soddisfazione della committenza.

Per il tuo progetto

FOR YOUR PROJECT

CONSULTING CONSULENZA

- design, functionality, materials.
- project-related custom solutions.
- prototypes and patterns.
- design, funzionalità, materiali.
- soluzioni personalizzate.
- prototipazione e modelli.

PLANNING PIANIFICAZIONE

- in close cooperation with customers.
- construction documentation and execution.
- detailed operational charts.
- in stretta collaborazione con la committenza.
- documentazione di costruzione ed esecuzione.
- dettagliati diagrammi operativi.

MANUFACTURING PRODUZIONE

- carried out by experienced specialists.
- 4 specialized production divisions.
- produzione diretta con maestranze qualificate.
- 4 divisioni aziendali specializzate.

IMPLEMENTING ESECUZIONE

- CBI Europe project managers experienced in handling large-scale projects.
- quality, cost and schedule control throughout the construction process.
- assistenza dei Project Manager CBI Europe esperti nella gestione di progetti su larga scala.
- controllo di qualità, costo e pianificazione durante tutto il processo di costruzione

EXPERTISE COMPETENZA

- method, constancy, research, attention to detail and to the requests of the client, for over 35 years at the service of the project.
- metodo, costanza, ricerca, attenzione per il dettaglio e per le richieste della committenza, da oltre 35 anni al servizio del progetto.

INSTALLATION INSTALLAZIONE

- assistance and support on site for installation and quality control.
- assistenza e supporto in cantiere per installazione e controllo qualità.

Costruire in modo sostenibile

Building sustainably



“Buildings should be constructed so they can be dismantled with elements and materials which can be easily recovered, reused and disposed of without causing further pollution with full or global recycling.”

Roberto Marrocchini
Quality Manager
Sales Department Wood Ceilings
& Coverings



EPD®

What does it mean to build sustainably?

Sustainable architecture designs and constructs buildings, to limit the environmental impact, setting energy efficiency, improving health, comfort and the quality of use for the inhabitants, which can be achieved through integration in the building structure, as design goals, and appropriate technologies.

One of the main objectives of those who engage in the field of sustainable architecture is to recycle architecture products in full or mostly. Buildings should be constructed so they can be dismantled with elements and materials which can be easily recovered, reused and disposed of without causing further pollution with full or global recycling. Modern elements composed of different layers of chemical materials glued together pose the serious problem of separation before recycling.

The same demolition of reinforced concrete requires an immense expenditure of energy. Therefore, designing buildings that can be broken down and adapted to new uses is now a prerogative of construction.

Since the 1990s, CBI EUROPE has promoted sustainable construction through the development, production and marketing of products with a high percentage of recycled components.

› There is a lot of talk about LEED too, can you explain?

LEED is the most widespread energy certification and sustainability standard in the world. It is a system for assessing the sustainability of buildings based on “credits”. The release of the LEED certification is bound to a series of evaluations including the choice of materials and resources.

› How do you get credit?

By choosing a CBI EUROPE product, for example ... you get up to 17 LEED credits, which is one of the standards for accessing the LEED GOLD certification.

Cosa significa costruire in modo sostenibile?

L'architettura sostenibile progetta e costruisce edifici per limitare l'impatto ambientale, ponendosi come finalità progettuali l'efficienza energetica, il miglioramento della salute, del comfort e della qualità della fruizione degli abitanti, raggiungibili mediante l'integrazione nell'edificio di strutture e tecnologie appropriate.

Uno degli obiettivi principali di chi si cimenta nel campo dell'architettura sostenibile è quello di riciclare per intero o quasi i prodotti dell'architettura. Si dovrebbero costruire edifici scomponibili con elementi e materiali che possano essere facilmente recuperati, riutilizzati e smaltiti senza provocare ulteriori inquinamenti con un riciclaggio integrale o globale. Elementi moderni composti da strati diversi di materiali chimici incollati insieme pongono il serio problema della separazione prima del riciclo. La stessa demolizione del cemento armato richiede un immenso dispendio di energia.

Progettare quindi edifici scomponibili e adattabili a nuovi usi diventa oggi una prerogativa della costruzione. Dagli anni '90, CBI EUROPE ha promosso l'edilizia sostenibile attraverso lo sviluppo, la produzione e la commercializzazione di prodotti ad alta percentuale di componente riciclata.

› **Si parla molto anche di LEED, può spiegarci?**
LEED è lo standard di certificazione energetica e sostenibilità più diffuso al mondo. È un sistema di valutazione della sostenibilità degli edifici, basato su “crediti”.

Il rilascio della certificazione LEED è vincolato a una serie di valutazioni tra cui la scelta dei materiali e delle risorse.

› Come si ottengono credit?

Scegliendo un prodotto CBI EUROPE, per esempio... si ottengono fino a 17 punti LEED, che uno degli standard per accedere alla certificazione LEED GOLD.

Optimize energy performance
Ottimizza le prestazioni energetiche

INCREASE YOUR LEED SCORE WITH CBI EUROPE

Incrementa il punteggio LEED con CBI Europe

Material re use Recycling of access flooring
Riciclabilità dei materiali
Utilizzo di materie prime riciclate nella produzione

Increases ventilation Thermal comfort Controllability of systems
Aumenta la ventilazione.
Aumenta il comfort delle temperature.
Controllabilità dei sistemi

Reduced building height and construction material
Riduzione dell'altezza dell'edificio e della quantità di materiali impiegati

thinking
"human centered":

acoustics

lighting

domotic

safety

climate control

ergonomics

sustainability

hygiene

Customized well-being for high performance.
Benessere personalizzato per prestazioni elevate.

THE PERSON AT THE CENTRE Integrated solutions for high-quality work environments



CBI Europe adopts a more evolved approach in designing its products, whereby personal spaces are controlled autonomously which translates into effective, eco-sustainable and socially responsible solutions.

Alice Catena
CBI Europe
Marketing & Communication Manager

The office is an organised work environment where information is received and processed, and purely conceptual activities are carried out; an area, therefore, reserved for cognitive/decision-making activities. Recent studies have shown that operator performance is strictly related to the environment where the work is conducted, and have highlighted several risk factors: micro-climate, air quality, exposure to noise, unsuitable illumination and viewing conditions, prolonged seated posture, etc. The resulting effects - 'sick building syndrome' - cause discomfort and, consequently, poor performance. The solution lies in designing work environments with minimal exposure to risk factors or re-adapting existing environments, by optimising the micro-climate, acoustics, environmental illumination and ergonomics of the workplace. Although the current regulations provide detailed indications concerning environmental control of buildings, these are rather general (the traditional 'one-size fits all' approach). With over 35 years experience in 70 countries worldwide, CBI Europe - in line with recent studies conducted by the Building Owners and Managers Association (BOMA) and in collaboration with the Urban Land Institute (ULI) - adopts a more evolved approach in designing its products, whereby personal spaces are controlled autonomously - which translates into effective, eco-sustainable and socially responsible solutions. This approach is based on advanced technologies, materials research, international comparisons, Italian style and creativity.

Personally controlling our surroundings generates comfort, well-being and high performance.

L'ufficio è un ambiente di lavoro organizzato in cui vengono ricevute e trattate le informazioni e vengono svolte attività puramente concettuali; un'area, quindi, riservata per attività cognitive/decisionali. Studi recenti hanno dimostrato che le prestazioni dell'operatore sono strettamente correlate all'ambiente in cui si svolge il lavoro e hanno evidenziato diversi fattori di rischio: microclima, qualità dell'aria, esposizione al rumore, illuminazione inadeguata e condizioni di visualizzazione, postura seduta prolungata etc. Gli effetti risultanti - 'sindrome dell'edificio malato' - causano disagio e, di conseguenza, scarse prestazioni. La soluzione risiede nella progettazione di ambienti di lavoro con un'esposizione minima ai fattori di rischio o nel riadattamento degli ambienti esistenti, ottimizzando il microclima, l'acustica, l'illuminazione ambientale e l'ergonomia del luogo di lavoro. Sebbene le normative vigenti forniscano indicazioni dettagliate in merito al controllo ambientale degli edifici, queste sono piuttosto generiche (il tradizionale approccio "taglia unica"). Con oltre 35 anni di esperienza in 70 paesi in tutto il mondo, CBI Europe - in linea con i recenti studi condotti dall'associazione proprietari e gestori di edifici (BOMA) e in collaborazione con l'Istituto urbano di terra (ULI) - adotta un approccio più evoluto nella progettazione i suoi prodotti, per cui gli spazi personali sono controllati autonomamente - che si traduce in soluzioni efficaci, eco-sostenibili e socialmente responsabili. Questa metodologia si basa su tecnologie avanzate, ricerca di materiali, confronti internazionali, stile italiano e creatività. Controllare personalmente il proprio ambiente di lavoro genera comfort, benessere e prestazioni elevate.



fastness velocità

Light, modular and easy to handle, all systems are designed to guarantee rapid installation, respecting all the requirements of planarity and orthogonality. Inspectionability allows a significant reduction in time and maintenance costs.

Leggeri, modulari e maneggevoli, tutti i sistemi sono progettati per garantire una rapida installazione, rispettando tutti i requisiti di planarità e ortogonalità. L'ispezionabilità consente una notevole riduzione dei tempi e dei costi di manutenzione.



acoustics acustica

Acoustic absorption controls the level of environmental sound pressure to create comfortable environments where people can concentrate and work with maximum productivity without noise or stress. CBI Europe integrated systems are designed to provide the best sound absorption performance, and are certified and manufactured with the most up-to-date technologies.

L'assorbimento acustico controlla il livello di pressione sonora ambientale per creare luoghi confortevoli in cui le persone possono concentrarsi e lavorare con la massima produttività senza rumori né stress. I sistemi integrati CBI Europe sono progettati per fornire la migliore performance di assorbimento acustico, sono certificati e realizzati con le più aggiornate tecnologie.

- Reduction of resonance.
- Increase in acoustic comfort.
- Improvement of sound quality.
- Stress reduction.

- *Abbattimento della risonanza.*
- *Aumento del comfort acustico.*
- *Miglioramento della qualità del suono.*
- *Riduzione dello stress.*



safety sicurezza

All products are continually subjected to laboratory tests during the design and testing of certified institutes before sale.

The CBI Europe systems guarantee the application of all good safety practices in the construction and development of dedicated projects.

Tutti i prodotti sono continuamente sottoposti a test di laboratorio durante la progettazione e il collaudo da istituti certificati prima della vendita.

I sistemi CBI Europe garantiscono l'applicazione di tutte le buone pratiche di sicurezza nella costruzione e nello sviluppo dei progetti dedicati.



sustainability *sostenibilità*

True to its commitment to green building designs, CBI Europe works very closely with several agencies in promoting awareness and implementation of green building design principles.

One such agency is the USBGC (United States Green Building Council).

LEED is the Leadership in Energy and Environmental Design green building rating system, developed by the USGBC to provide a suite of standards for environmentally sustainable construction.

Credits are awarded by considering the contribution each product provides for the project:

- Optimize energy performance.
- Material re-use.
- Recycling of materials.
- Increases ventilation.
- Thermal comfort.
- Controllability of systems.
- Reduced building height and construction material.

Fedele al suo impegno per i progetti di edilizia sostenibile, CBI Europe collabora a stretto contatto con diverse agenzie per promuovere la sensibilizzazione e l'attuazione dei principi di progettazione degli edifici green. Una di queste è l'USBGC (United States Green Building Council).

LEED è il sistema di rating di leadership in energia e ambiente di progettazione ambientale, sviluppato dalla USGBC per fornire una suite di standard per la costruzione ecologicamente sostenibile. Il punteggio viene assegnato prendendo in considerazione il contributo che ogni prodotto può dare al progetto:

- Ottimizza le prestazioni energetiche.
- Riciclabilità dei materiali.
- Utilizzo di materie prime riciclate.
- Aumento dell'efficacia nella ventilazione.
- Comfort termico.
- Controllabilità dei sistemi.
- Riduzione dell'altezza dell'edificio e della quantità di materiali impiegati.



hygiene & cleaning *igiene & pulizia*

The choice of materials that can be sanitized regularly which do not contribute to the proliferation of bacteria and microorganisms is fundamental for the quality of life and health of those who live inside. All CBI Europe materials are designed to undergo regular deep cleaning treatments. Specific products are available for spaces with particular hygiene requirements, such as canteens, hospitals, schools and public places.

La scelta dei materiali che possono essere igienizzati regolarmente e che non contribuiscono alla proliferazione di batteri e microorganismi è fondamentale per la qualità di vita e la salute di chi abita gli interni. Tutti i materiali CBI Europe sono studiati per essere sottoposti a regolare trattamenti di pulizia profonda. Sono disponibili prodotti specifici per spazi con particolari esigenze igieniche, come mense, ospedali, scuole e luoghi pubblici.



building automation *domotica*

Building automation is a set of electronic and IT technologies aimed at improving the quality of life in homes and workplaces and, more generally, in all inhabited places, making equipment, devices and systems "intelligent".

CBI Europe systems are designed to integrate the latest generation technologies.

- Customization of comfort
- Increased security
- Energy saving.

La Domotica è l'insieme delle tecnologie elettroniche ed informatiche mirate al miglioramento della qualità della vita nelle abitazioni e negli ambienti di lavoro e, più in generale, in tutti i luoghi abitati, rendendo "intelligenti" apparecchiature, impianti e sistemi.

I sistemi CBI Europe sono pensati per integrare tecnologie di ultima generazione.

- Personalizzazione del comfort.
- Aumento della sicurezza.
- Risparmio energetico.



lightning *illuminazione*

Correct lighting is essential for living comfort and it assumes different characteristics based on the functions of a given environment.

The balance between natural and artificial light is crucial for maintaining people's productive capacity and ensuring that psycho-physical conditions are preserved in the best possible way, so as to make the environment more comfortable and safe. CBI Europe integrated systems, born with strictly Human Centered criteria, are focused on the real needs of the individual within the workplace, to ensure maximum usability of spaces, well-being and productivity.

Una corretta illuminazione è imprescindibile per il comfort abitativo e assume caratteristiche differenti sulla base delle funzioni di un determinato ambiente. Il bilanciamento tra luce naturale e artificiale è fondamentale per il mantenimento della capacità produttiva delle persone e garanzia che le condizioni psico-fisiche vengano conservate al meglio, così da rendere l'ambiente più confortevole e sicuro. I sistemi integrati CBI Europe, nati con criteri rigorosamente Human Centered, sono focalizzati sulle reali esigenze dell'individuo all'interno dei luoghi di lavoro, per garantire al massimo fruibilità degli spazi, benessere e produttività.



climate control *climatizzazione*

For several years, CBI Europe has activated a research and development division dedicated to the improvement of integrated air conditioning systems, with the aim of improving performance, consumption and ease of installation.

In addition to the systems dedicated to large surfaces, solutions for 'personalized well-being' have been developed, as to create islands with particular management of heat/cooling and air purification.

- Energy saving.
- Performance optimization.
- Improvement of localized well-being and performance in the workplace.

CBI Europe ha attivato da diversi anni una divisione di ricerca e sviluppo dedicata al perfezionamento dei sistemi di climatizzazione integrata, con l'obiettivo di migliorare performance, consumi e facilità di installazione.

Oltre ai sistemi dedicati alle grandi superfici, sono state messe a punto soluzioni per il 'benessere personalizzato', attraverso le quali creare isole con la gestione particolare del caldo/freddo e della purificazione dell'aria.

- Risparmio energetico.
- Ottimizzazione delle prestazioni.
- Miglioramento della benessere localizzato e delle prestazioni nei luoghi di lavoro.



ergonomics *ergonomia*

Ergonomics is the science that deals with the interaction between the elements of a system and the function for which they are designed, in order to improve user satisfaction and the overall performance of the system.

Safety, adaptability, usability, comfort and pleasantness are the variables of the relationship between the user and the system used, which significantly affects the "efficiency" of the individual.

CBI Europe designs and develops solutions to improve user satisfaction and the overall performance of the system, evaluating the effects of production technology on humans in terms of health, performance and behavior.

L'ergonomia è la scienza che si occupa dell'interazione tra gli elementi di un sistema e la funzione per cui vengono progettati, allo scopo di migliorare la soddisfazione dell'utente e l'insieme delle prestazioni del sistema. Sicurezza, adattabilità, usabilità, comfort, gradevolezza, sono le variabili del rapporto tra l'utente ed il mezzo utilizzato, che influisce in maniera rilevante sulla "efficienza" dell'individuo.

CBI Europe progetta e sviluppa soluzioni per migliorare la soddisfazione dell'utente e l'insieme delle prestazioni del sistema, valutando gli effetti della tecnologia produttiva sull'uomo a livello di salute, di prestazione e di comportamento.

Advanced technologies, sustainability, materials research, international comparisons, Italian style and creativity.

La vostra sicurezza, obiettivo costante.

YOUR SAFETY, OUR CONSTANT GOAL



“The choice of materials and components must be made by referring to the requirements of environmental protection and psycho-physical health of man, which is an integral part of the environment, and not referring solely to conventional technical-functional requirements.”

Francesco Catena
General Manager of CBI Europe

Living in a well-designed environment can improve the quality of life?

Of course. On the one hand, designers and architects, are increasingly aware of the importance of the quality of the environment they are dealing with. In a conscious design it is very important not to forget that in addition to the primary energy for the functioning of the building, the materials also have a great impact on the environment. The choice of materials and components must therefore be made by referring to the requirements of environmental protection and psycho-physical health of man, which is an integral part of the environment, and not referring solely to conventional technical-functional requirements. On the other hand there is the need to guarantee the maximum safety of the materials and components that must be verified beforehand with a risk assessment regarding their physical-chemical characteristics.

> Give us an example...

The painting of metal ceiling panels is one of the topics I most care about. Liquid paint is dangerous for several reasons. It is flammable and careless storage can easily lead to a chemical fire as well as being very harmful to the health of operators. Without forgetting the emission of volatile organic compounds (VOCs). Long-term exposure to VOCs, especially in confined spaces, causes irritation to the respiratory tract and health problems. VOCs are also one of the main sources of industrial pollution.

The powder coating system on the other hand does not contain any liquid that evaporates, emits no VOCs and is completely free of the risks associated with health and safety. This is why we have installed a new Powder Coating painting system, with a production capacity of 1200 sqm per day. An enormous investment in terms of technology and systems of which we are particularly proud, which will allow us to put an increasingly safer and more performing finished product on the market.

> Is fire safety another big security issue?

In the building sector, the need for the materials that make up the various parts of a building to have high fire performance is fundamental for the safety of people, in the event of fires, as well as for compliance with the law. CBI Europe's products, whether they are metal or wood ceilings, floors, or even partition walls, comply with the latest fire safety regulations, having the best reaction classes: A1, B-s2-d0, Bfl-s1. They are also the subject and part of fire resistance certifications, all obtained from third-party certification bodies recognized at European level. **With great pride I can announce that our Raised access floor panel in Calcium Sulphate Fully Steel Encapsulated is the only one to have obtained the highest REI 60 fire resistance certification.**

This success is the result of the great commitment that the team of experts and collaborators applies every day to improve the quality and performance of our products.

“Our Fully Steel Encapsulated Floor System is the first and only one to have obtained the highest certification of fire resistance REI 60.”

“CBI Europe investe costantemente energie e risorse per lo sviluppo e la certificazione, a garanzia della sicurezza e della responsabilità sociale dei propri prodotti.”

Vivere in un ambiente ben progettato può migliorare la qualità della vita?

Certamente.

Da un lato i progettisti, gli architetti, sono sempre più consapevoli dell'importanza della qualità dell'ambiente di cui si occupano.

In una progettazione consapevole è molto importante non dimenticare che oltre all'energia primaria per il funzionamento dell'edificio, anche i materiali hanno un grande impatto sull'ambiente.

La scelta dei materiali e dei componenti va quindi compiuta facendo riferimento ai requisiti di salvaguardia ambientale e di salute psico-fisica dell'uomo, che dell'ambiente è parte integrante, e non facendo riferimento ai soli requisiti convenzionali di tipo tecnico-funzionale. Dall'altro c'è la necessità di garantire la massima sicurezza dei materiali e dei componenti che devono essere verificati preliminarmente con una valutazione del rischio in merito alle loro caratteristiche fisico-chimiche.

> Ci faccia un esempio...

La verniciatura dei pannelli dei controsoffitti metallici è uno degli argomenti che ho più a cuore. La vernice liquida è pericolosa per diversi motivi. È infiammabile e uno stoccaggio incauto può facilmente portare a un incendio chimico oltre che essere molto dannosa per la salute degli operatori. Senza dimenticare l'emissione dei composti organici volatili (COV). L'esposizione a lungo termine ai COV, specialmente negli spazi chiusi, causa irritazione alle vie respiratorie e problemi di salute dei composti.

I COV sono anche una delle principali fonti di inquinamento industriale. Il sistema di

verniciatura in polvere invece non contiene alcun liquido che evapori, non emette alcun COV ed è completamente esente dai rischi associati alla salute e alla sicurezza.

È per questo che abbiamo installato un nuovo sistema di verniciatura Powder Coating, dalla capacità produttiva di 1200 sqm al giorno.

Un investimento enorme in termini di tecnologia e impianti di cui siamo particolarmente orgogliosi, che ci consentirà di mettere nel mercato un prodotto finito sempre più sicuro e performante.

> Altro grande tema sicurezza è l'antincendio?

In ambito edile, la necessità che i materiali che compongono le varie parti di una costruzione abbiano elevate prestazioni al fuoco è fondamentale per la sicurezza delle persone, in caso di incendi, nonché per l'ottemperanza alle norme di legge.

I prodotti CBI Europe, che siano controsoffitti in metallo o legno, pavimenti, o anche pareti divisorie, rispettano le più recenti normative sulla protezione dal fuoco, avendo le migliori euroclassi di reazione: A1, B-s2-d0, Bfl-s1. Essi sono anche oggetto e parte di certificazioni di resistenza al fuoco, tutte ottenute da enti certificatori terzi riconosciuti a livello europeo.

Con grande orgoglio posso annunciare che il nostro pannello Raised access floors in Calcium Sulphate Fully Steel Encapsulated è l'unico ad aver ottenuto la più alta certificazione di resistenza al fuoco REI 60. Questo successo è frutto del grande impegno che il team di esperti e collaboratori applica ogni giorno per migliorare la qualità e le prestazioni nostri dei prodotti.

RAISED ACCESS FLOORS

METAL CEILINGS AND COVERINGS

WOOD CEILINGS AND COVERINGS

DEMOUNTABLE PARTITION SYSTEMS

Raised access floors

- 43 **FACTORY FINISHED PANELS** · *Pannelli con rivestimento*
- 49 **BARE PANELS** · *Pannelli senza finitura*
- 51 **Encapsulated panels** · *Pannelli incapsulati in acciaio*
- 55 **Tongue & groove panels**
- SPECIAL PANELS**
- 57 **Glass panels** · *Pannelli in vetro*
- 59 **Radiant floors & UFAD systems** · *Radianti e sistemi UFAD*
- 60 **Cable Management System**
- 61 **Metal Air Panels**

Metal ceilings and coverings

- 107 **Metal tiles** · *Plafoni metallici*
- 115 **Linear strips** · *Doghe lineari*
- 123 **Open cell** · *Grigliati metallici*
- 129 **Special panels** · *Pannelli speciali*

Wood ceilings and coverings

- 245 **Sherwood**
- 253 **Acoustik Plus**
- 261 **Sound Wood**
- 265 **Lamella**
- 272 **Wall Sound Absorption** · *Assorbitore acustico da parete*

Demountable partition systems

- 307 **Ghost One / Ghost Two**
- 315 **Infinity 90**
- 323 **Genesy**
- 333 **Iron Genesy**
- 341 **Wall System**
- 355 **Flexwall**

RAISED ACCESS FLOORS PAVIMENTI TECNICI SOPRAELEVATI**panels** pannelli

CBH	69-70	CBI30T	67	CBL1/S	71	PT30C	64	SC30V	65
CBH/S	71	CBI30TG	73	CBL1/S	72	PT30V	63	SC30VHD	65
CBH/S	72	CBI31S	68	CORNER LOCK		PT38	62	SC33V	65
CORNER LOCK		CBI36TG	73	CBM	69-70	PT38C	64	SC33VHD	65
CBI28S	68	CBL	69-70	CBM/S	71	PT38V	63	SC36V	65
CBI28T	67	CBL1	69-70	PT30	62	SC30C	66	SC36VHD	65

structures strutture

CBI	75	IF	77	STADIO	82	adjustable pedestal piedino regolabile			
CBI/ST	74	IF PLUS	78			CBI F12/F16	74-75	IF PLUS	78
CR	76	IF PLUS EXTRA	80			CR	76	IF PLUS EXTRA	80-82
						IF	77		

METAL CEILINGS & COVERINGS CONTROSOFFITTI E RIVESTIMENTI METALLICI**type of panels** tipologia di pannelli

TILES	134	LINEAR STRIPS	198	OPEN CELL	226
-------	-----	---------------	-----	-----------	-----

TILES PLAFONI**panels** pannelli

MS1000XX	174	MS300XX	153	MSNA09S	135	MSPA00V	135	MSRD09S	141
MS1100XX	177	MS400XX	156	MSNA09V	135	MSPA00W	135	MSSA10V	144
MS1200XX	180	MS500XX	159	MSNA09X	143	MSRA09S	135	MSTA00V	135
MS1300XX	183	MS600XX	162	MSNA15S	135	MSRA09X	143	MSTA00X	143
MS1400XX	186	MS700XX	165	MSNB09V	137	MSRA15S	135	MSTB00V	137
MS1500XX	187	MS800XX	168	MSNC09V	139	MSRB09S	137	MSTC00V	139
MS200XX	150	MS900XX	171	MSND09V	141	MSRC09S	139		

structures strutture

1400 RADIANT	186	MS200XX	150	HANG	147	HOOK ON	171	SLIDING 1100	177
ACCESS 300	149	DOWN CLIP 200		DOWN CLIP 200		PLUS 900		SLIDING	180
CASSETTE	187	EXPANDED	142	HOOK 700	165	MODULAR 400	156	CORRIDOR	
CORRIDOR 1000	174	EXPO 100		HOOK ON	183	MODULAR	159	SPRING EXPO 100	144
COVERINGS	190-191	EXPO 100	134 > 141	1300		SPECIAL 500			
MKV - MKH		HEAVY GRADE	146	HOOK ON 800	168	PARALLEL 600	162		
DOWN CLIP 200	145	DOWN CLIP 200							

LINEAR STRIPS DOGHE LINEARI**panels** pannelli

P140/ES	223	ST030AA	212	ST085AA	199	ST150CC	200	ST25AAP	215
P190/ES	223	ST030AR	204-212	ST085AN	199	ST150CS	202	ST29CAP	215
P290/ES	223	ST040A1	208	ST090AA	199	ST150ES	225	ST300AP	215
ST018AA	200	ST040A2	208	ST090AN	199	ST15AAP	215	ST300CS	202
ST0200AP	215	ST040A3	208	ST100CC	200	ST180AA	204-212	ST300ES	225
ST030A1	206	ST040A5	208	ST100CN	200	ST180CC	212	ST30AAP	215
ST030A2	206	ST050A1	209	ST100CS	202	ST19CAP	215	ST30CAP	215
ST030A3	206	ST050A2	209	ST100LV	220	ST200AA	200	ST4040	210
ST030A4	206	ST050A3	209	ST130AA	204-212	ST200CC	200	ST5050	210
ST030A5	206	ST050A4	209	ST130CC	212	ST200CS	202	ST6060	210
ST030A6	206	ST050A5	209	ST14CAP	215	ST200LV	220	ST7070	210
ST030A7	207	ST080AA	204-212	ST150AA	199	ST20AAP	215	ST8080	210
ST030A8	207	ST080CC	212	ST150AP	215	ST24CAP	215	ST9090	210

structures strutture

BAFFLE	205	CUBIC EDGE	203	EXTERIOR STRIPS	222	SELF BEARING	214	VERTICAL LAMELLA	219
CUBIC EDGE	211	MULTI PANEL		ROUND EDGE	198	SQUARE EDGE	201		

OPEN CELL GRIGLIATI METALLICI**panels** pannelli

OS 0501	226	OS 0602	226	OS 0703	226	OS 0715	230	OS 1508	229
OS 0502	226	OS 0603	226	OS 0704	226	OS 0716	230	OS 1509	229
OS 0503	226	OS 0604	226	OS 0705	226	OS 0717	230	OS 2101	228
OS 0504	226	OS 0605	226	OS 0706	227	OS 0718	230	OS 2102	228
OS 0505	226	OS 0606	227	OS 0707	227	OS 0719	230	OS 2103	228
OS 0506	227	OS 0607	227	OS 0708	227	OS 1501	229	OS 2104	228
OS 0507	227	OS 0608	227	OS 0709	227	OS 1502	229	OS 2105	228
OS 0508	227	OS 0609	227	OS 0710	227	OS 1503	229	OS 2106	228
OS 0509	227	OS 0610	227	OS 0711	227	OS 1504	229		
OS 0510	227	OS 0611	227	OS 0712	230	OS 1505	229		
OS 0511	227	OS 0701	226	OS 0713	230	OS 1506	229		
OS 0601	226	OS 0702	226	OS 0714	230	OS 1507	229		

structures strutture

OS1 SYSTEM	226	OS2 SYSTEM	227	OS3 SYSTEM	228	OS4 SYSTEM	229	OS5 SYSTEM	230
------------	-----	------------	-----	------------	-----	------------	-----	------------	-----

WOOD CEILINGS & COVERINGS CONTROSOFFITTI E RIVESTIMENTI IN LEGNO**type of panels** tipologia di pannelli

SHERWOOD	274	ACOUSTIK PLUS	275	SOUND WOOD	275-276	LAMELLA	276
----------	-----	---------------	-----	------------	---------	---------	-----

SHERWOOD**structures** strutture

CONCEALED 200	279	CONCEALED 200	281	COVERING 501	288	EXPO 100	278
CWI		CWI - CWI		WC6		CWT - CWR - CWN - CWX	
CONCEALED 200	280	COVERING 500	287	COVERING 502	289		
ACCESSIBLE - CWA		WC1		WC7			

ACOUSTIK PLUS**structures** strutture

CONCEALED 200	279	COVERING 500	287	COVERING 502	289
CWI		WC1		WC7	
CONCEALED 200	280	COVERING 501	288	EXPO 100	278
ACCESSIBLE - CWA		WC6		CWT - CWR - CWN - CWX	

SOUND WOOD**structures** strutture

CONCEALED 200	279	CONCEALED 200	281	CONCEALED 401	286	COVERING 501	288	COVERING 503	290
CWI		CWI - CWI		CWC		WC6		WC2	
CONCEALED 200	280	CONCEALED 400	285	COVERING 500	287	COVERING 502	289	EXPO 100	278
ACCESSIBLE - CWA		CWB		WC1		WC7		CWT - CWR - CWN - CWX	

LAMELLA**structures** strutture

LAMELLA 300	282	LAMELLA 301	283	LAMELLA 302	289	COVERING 504	291
CWG		CWF		CWF		CWF	

**new-build
& refurbished
offices,
banks,
control rooms,
hospitals,
homes
& public
buildings.**

**Raised access floors:
technology, inspectability,
and freedom of design.**

CBI Europe is a leading manufacturer of raised access floors, with an output of over a 5 million square metres a year. CBI Europe's integrated floor systems are 100% made in Italy.

Thirty-five years of development and the experience gained from installations in 70 different countries around the world ensure that CBI Europe's raised floor systems solve all the problems normally caused by incompatibility between architectural restrictions and the perpetual changes demanded by evolving technology. CBI Europe's floors also create environments with a high level of sustainability and livability.

WHERE new-build and refurbished offices, banks, operations centres, control rooms, hospitals, homes and public buildings.

HOW using easy access, inspectable panel structures to create high-tech raised floors in a wide range of types and finishes.

WHY CBI Europe's integrated floor systems are versatile, high-tech, sustainable, easy to install and inspect, and the perfect solution for all types of structural and design requirements.

**Pavimenti tecnici
sopraelevati: tecnologia,
ispezionabilità, libertà
progettuale.**

100% made in Italy: sono i sistemi integrati per pavimenti tecnici sopraelevati di CBI Europe, azienda leader con una produzione di oltre 5.000.000 di m² ogni anno. Elaborati in oltre 35 anni d'esperienza e confronto con progettisti in 70 paesi nel mondo, i pavimenti tecnici CBI Europe risolvono tutte le problematiche legate all'incompatibilità tra must strutturali e le continue metamorfosi richieste dall'evoluzione tecnologica, l'ecosostenibilità e la vivibilità degli ambienti realizzati.

DOVE realizzazioni o ristrutturazioni di uffici, banche, centrali di controllo, sale quadri, ospedali, abitazioni residenziali e locali pubblici.

COME con strutture sopraelevate tecnologicamente avanzate e pannelli accessibili ed ispezionabili in varie tipologie e finiture.

PERCHÉ versatile, tecnologico, ecosostenibile, facile da installare ed accessibile in qualsiasi momento, il sistema integrato Floors è la giusta risposta per ogni tipo di esigenza realizzativa e progettuale.



REI 60

Our research is for your safety

La nostra ricerca per la vostra sicurezza

Buildings all over the world are always getting bigger and more complex in their use. In view of these developments, it is vital that the constructional fire protection is considered with each project right from the beginning and lies within the hands of competent planners, manufacturers and installers.


The CBI Europe products are continually subjected to laboratory tests during the design and testing of certified institutes before sale.

The tests are realized in a furnace by simulating a fire in the subfloor: while increasing the temperature, the average heat degree on the surface of the panels is measured; when it exceeds 150°C, the minutes elapsed since the furnace had been switched on are counted, provided that the stability and integrity are maintained. The European standard also calls for the presence of a load of 55 kg on each floor panel.

The Calcium Sulphate Fully Steel Encapsulated System by CBI EUROPE is the first and only one to have obtained the highest certification of fire resistance REI 60.

ACCORDING TO *IN CONFORMITÀ CON*
UNI EN 13501-2
UNI EN 1366-6
UNI EN 1363-1

tests performed at · test eseguiti presso
 CSI Institute · Bollate Milano



In accordance with par. 7.3.4.4 of UNI EN 13501 - 2:2016 standard, maximum classification of a 'raised floor' product type is REI 60.

CBI Europe invests every year many resources in terms of certifications to guarantee the safety and social responsibility of its products.

CBI Europe dedica costantemente le proprie risorse alla ricerca e alla certificazione, come garanzia di responsabilità e sicurezza di ogni suo prodotto.

Gli edifici di tutto il mondo sono sempre sempre più grandi e complessi nel loro uso e nelle funzioni. In questa prospettiva è fondamentale che la protezione antincendio costruttiva sia considerata in ogni progetto fin dall'inizio e sia nelle mani di pianificatori, produttori e installatori competenti.

I prodotti da costruzione da pavimentazione, calpestio, rivestimento e arredamento con certificazione di resistenza al fuoco sono molto importanti per garantire la sicurezza in casa così come tutti gli edifici da potenziali incidenti antincendio.

I prodotti CBI Europe sono continuamente sottoposti a test di laboratorio durante la progettazione e il collaudo da istituti certificati prima della vendita.

Le prove vengono effettuate in un forno simulando un incendio nel sottopiano: aumentando la temperatura, viene misurato il grado medio di calore sulla superficie dei pannelli, in presenza di un carico di 55 kg su ciascun pannello; quando supera i 150 gradi centigradi, vengono conteggiati i minuti trascorsi dall'accensione del forno, a condizione che la stabilità e l'integrità siano mantenute.

Il Calcium Sulphate Fully Steel Encapsulated System di CBI EUROPE è il primo e unico ad aver ottenuto la più alta certificazione di resistenza al fuoco REI 60.

In conformità al par. 7.3.4.4 della norma UNI EN 13501 - 2:2016, la classificazione massima attribuibile ad un elemento tipo 'pavimento sopraelevato' è REI 60.



EPD Environmental Product Declaration

La consapevolezza delle scelte

La consapevolezza delle scelte

CBI Europe - anticipating the awareness which is becoming a paradigm in the construction sector - has always actively contributed to the evolution of conscious construction: with the use of raw materials either recycled and/or recyclable, proposing construction solutions with low energy impact and, in a broader way, orienting every aspect of our business to be more sustainable.

Environmental responsibility is therefore a value felt, declared and realized by our company, which today, with the acquisition of EPD (Environmental Product Declaration) certifications for encapsulated and semi-encapsulated elevated technical floors, creates, yet another tool, to verify its work. The EPD evaluation is based on the international ISO standards of LCA evaluation (Life Cycle Evaluation) and subject to verification by independent bodies, and allows us to know, evaluate and compare the environmental impact of every production aspect: from the acquisition of raw materials and intermediate components, to production processes, up to the use and end of the product. The future depends on the choices made today: climate change, impact on ecosystems and resources and impact on human health. CBI Europe, as always, is there, and is ready to make its contribution.

Environmental Product Declaration

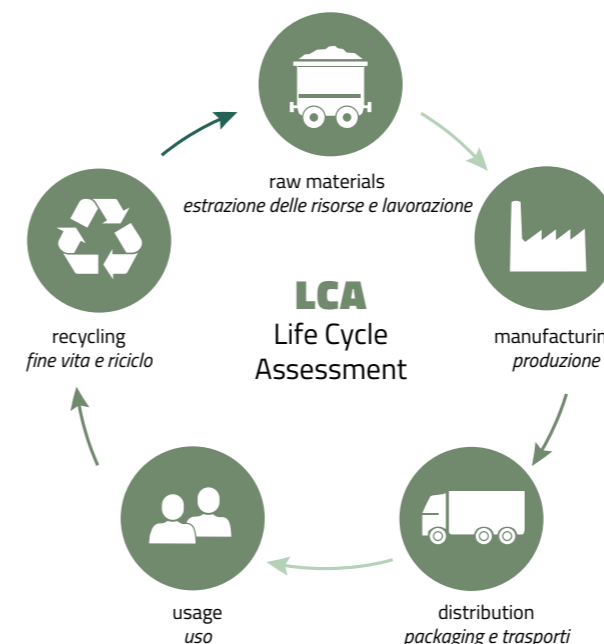


CBI Europe - anticipando una sensibilità che sta diventando paradigma nel settore delle costruzioni - contribuisce da sempre in modo attivo all'evoluzione di un'edilizia consapevole: con l'impiego di materie prime provenienti da riciclo e/o riciclabili, proponendo soluzioni costruttive a basso impatto energetico e, in modo ancora più ampio, orientando ogni aspetto della propria attività con modalità sostenibili.

La responsabilità ambientale è quindi un valore sentito, dichiarato e realizzato dall'azienda, che oggi, con l'acquisizione delle certificazioni EPD (Dichiarazione ambientale di Prodotto) per i pavimenti tecnici sopraelevati incapsulati e semi-incapsulati, rende disponibile uno strumento ulteriore di verifica del proprio operato.

La valutazione EPD è basata sugli standard internazionali ISO di valutazione LCA (Valutazione del Ciclo Vita) e sottoposta a verifica da enti indipendenti, permette di conoscere, valutare e confrontare l'impatto ambientale di ogni aspetto produttivo: dall'acquisizione delle materie prime e dei componenti intermedi, ai processi di produzione fino all'utilizzo e al fine vita del prodotto.

Il futuro dipende dalle scelte che si fanno oggi: cambiamento climatico, impatto sugli ecosistemi e sulle risorse, impatto sulla salute umana. CBI Europe, come sempre, c'è, ed è pronta a dare il proprio contributo.



Environmental Product Declaration:
 for calcium sulphate and woodcore encapsulated and semi-encapsulated raised access floor.

Dichiarazione ambientale di Prodotto: per i pavimenti tecnici sopraelevati incapsulati e semi-incapsulati in solfato di calcio e in conglomerato di legno.


modular
durable
resistant
easy to handle
quick to install
inspectable
certified
ecofriendly
*designed for new
generation interiors*



factory finished panels
pannelli pronti da installare




bare panels
pannelli da rivestire




glass panels
pannelli in vetro

FLOOR SYSTEMS



radiant floors
pavimenti radianti



**cable management
system**
metal air panels



HIGH TRAFFIC RESISTANCE
RESISTENZA AL CALPESTIO

WOODCORE PANEL - ALUFOIL BACKING 38 MM
top covering ceramic tiles: architecture

PANNELLI CON RIVESTIMENTO PRONTI PER L'INSTALLAZIONE FACTORY FINISHED PANELS

The Factory Finished Panels are modular panels 600x600 mm, resting on a suitable support structure in steel, available in different measurements.

The finishes are always in stock: ceramic, marble, granite, wood, bamboo, glass, laminates, rubber, and linoleum.

I pannelli Factory Finished, accessibili e ispezionabili, in dimensione 600x600 mm, sono pronti per essere installati e mettono a disposizione di ogni possibile esigenza tecnica ed estetica un'ampissima gamma di materiali e finiture: ceramica, marmo, granito, legno, bambù, vetro, laminati, gomma, linoleum.

CBI Europe's production chain is 100% made in Italy, from design to creation, thus ensuring quality and a fast reliable delivery time.

La filiera produttiva CBI Europe, 100% made in Italy dalla progettazione al cantiere, garantisce qualità e tempi di consegna rapidi e certi.

100%
MADE IN
ITALY



woodcore panels
pannelli in conglomerato ligneo



calcium sulphate panels
pannelli in solfato di calcio

HARD COVERINGS



ceramic tiles
gres porcellanato



natural marble
marmo naturale



natural granite
granito naturale



natural wood
parquet naturale



bamboo
bambù

SOFT COVERINGS



HPL/PVC
HPL/PVC



rubber, linoleum
gomma, linoleum

SPECIAL PANELS



glass
vetro

FLOORS

METAL

WOOD

PARTITIONS



POINTS LEED CERTIFICATION
PUNTEGGIO LEED

• **Obtaining points for LEED certification?** CBI Europe's Raised Access Floors use wood agglomerate or calcium sulphate panels obtained from recyclable raw materials and manufactured in certified and constantly monitored processes to guarantee the highest standards of quality and safety.

• **Ottenere punteggi per la certificazione LEED?** I sistemi Raised Access Floors by CBI Europe sono realizzati con pannelli in conglomerato ligneo o in solfato di calcio ottenuti da materie prime riciclabili e con procedure certificate e monitorate, a garanzia di standard qualitativi e di sicurezza sempre elevati.

WOODCORE PANEL › AUFOIL BACKING 38 MM
top covering › solid wood parquet › doussié

FLOORS

METAL

WOOD

PARTITIONS




100% INSPECTABILITY
100% ISPEZIONABILE

CBI Europe's raised access floor systems let you create floors with 100% or access-panel inspectability, giving easy access to water pipes and electrical cables and permitting easy reconfiguration of rooms.

Con i sistemi Raised Access Floors by CBI Europe si realizzano pavimenti sopraelevati con intercapedine ispezionabile al 100% o tramite botola: semplice l'accesso agli impianti idraulici, elettrici e di cablaggio e la riconfigurazione d'uso degli ambienti.

WOODCORE PANEL · ALUFOIL BACKING 38 MM
top covering ceramic tiles: architecture



PANNELLI SENZA FINITURA BARE PANELS

CBI Europe's Bare Panels in wood agglomerate and calcium sulphate are available in fully steel encapsulated, alufoil backing and tongue&groove versions. They permit direct or access-panel inspection of the under-floor plenum, and are ideal for use in buildings that have to be fully homologated prior to delivery to the customer and prior to finalisation of the room layout. All bare panel floors can be covered after installation using any type of commercially available floor covering.

I Bare Panels CBI Europe, in conglomerato ligneo o solfato di calcio, sono disponibili completamente incapsulati in acciaio, con laminatura di alluminio e - solo in solfato - con sistema tongue&groove. 100% ispezionabili, sono la soluzione ideale per gli edifici da consegnare omologati alla committenza prima che ne venga definita la destinazione finale: ogni pannello può infatti essere rivestito successivamente alla posa, scegliendo tra tutte le finiture disponibili sul mercato.

Perfect for any type of design, always available in stock, they combine technical performance, safety and quick installation.

Perfetti per ogni tipo di progettazione, sempre disponibili a magazzino, coniugano performance tecnica, sicurezza e velocità di installazione.

100%
MADE IN
ITALY



alufoil backing
laminato alluminio

semi-encapsulated steel panels
semi-incapsulato in acciaio

fully steel encapsulated
incapsulato in acciaio

tongue&groove



woodcore panels
pannelli in conglomerato ligneo



calcium sulphate panels
pannelli in solfato di calcio

finishes finiture

After installation, floors can be covered with any type of material including moquette, rubber, linoleum, etc. *Dopo la posa, le superfici si possono rivestire con ogni tipo di finitura disponibile: moquette, gomma, linoleum etc.*



QUICK INSTALLATION
INSTALLAZIONE RAPIDA

• Only 5 months from design to delivery!

An amazing result in terms of architecture and organisation. CBI Europe's Raised Access Floors make this sort of speed possible thanks to easy installation and complete inspectability of all water, electrical and cabling systems.

• Solo 5 mesi dal progetto alla consegna!

Un risultato eccellente in termini di architettura e organizzazione, grazie ai sistemi Raised Access Floors CBI Europe, semplici e veloci da installare, completamente ispezionabili per ogni tipologia di cablaggio.

CALCIUM SULPHATE PANEL - FULLY STEEL ENCAPSULATED
31 mm · top covering: carpet lay-loose tiles · 4.500 smq
Sipopo Congress Center, Malabo · Equatorial Guinea



Semi-encapsulated steel panels

Pannelli semi-incapsulati in acciaio

High density panels made with conglomerated chipboard or calcium, coated all the way up to the upper edge, with 0.5 mm of galvanised steel. They are designed to combine the reduced thickness of 28 mm (therefore optimising transport and handling during construction), with a high load bearing resistance of the floor itself.

I pannelli in conglomerato ligneo o solfato di calcio ad alta densità, rivestiti fino al bordo superiore in acciaio zincato 0.5 mm, sono progettati per combinare lo spessore ridotto (28 mm) - quindi ottimizzazione di trasporti e movimentazioni in cantiere - all'alta resistenza alle sollecitazioni da carico dei pavimenti realizzati.



• BFL-s1
• A1



POINTS LEED CERTIFICATION
PUNTEGGIO LEED



LOAD BEARING RESISTANCE
RESISTENZA AL CARICO



LIGHT WEIGHT
LEGGEREZZA



Semi-encapsulated steel panel, top covering: carpet ADCO headquarter, Abu Dhabi

REI 60

The Calcium Sulphate Fully Steel Encapsulated System by CBI EUROPE is the FIRST and ONLY ONE to have obtained the highest certification of fire-resistance REI 60.

EPD[®]

Fully steel encapsulated panels *Pannelli incapsulati in acciaio*

CBI Europe's Fully Steel Encapsulated Panels have a wood agglomerate or calcium sulphate core and are completely encased in 0.5 mm galvanised steel sheet for maximum load and humidity resistance and electrical conductivity. Their reduced thickness (31 mm) means a lower finished floor height while their light weight minimises transport costs and facilitates handling and movement on site.

Con un'anima in conglomerato ligneo o solfato di calcio completamente rivestita in acciaio zincato 0.5 mm, i Fully Steel Encapsulated Panels CBI Europe uniscono elevata resistenza ai carichi e all'umidità alla massima conducibilità elettrica. Lo spessore ridotto (31 mm) consente la minore occupazione dell'altezza totale del piano finito, la leggerezza semplifica il trasporto e movimentazione in cantiere.



EUROCLASS
A1 REI 60



POINTS LEED CERTIFICATION
PUNTEGGIO LEED



MOISTURE RESISTANCE
RESISTENZA ALL'UMIDITÀ



LIGHT WEIGHT
LEGGEREZZA



HIGH DENSITY
ALTA DENSITÀ



HIGH TRAFFIC RESISTANCE
RESISTENZA AL CALPESTIO



ACOUSTIC ABSORPTION
FONOASSORBENZA



EXTENDED
WORKING LIFE
DURABILITÀ



Fully steel encapsulated panel, top covering: wood National Chemicals Co Chemawajaat Offices, Abu Dhabi

FLOORS

METAL

WOOD

PARTITIONS



TONGUE&GROOVE PANEL 34 MM · TOP COVERING CARPET
Future Television · Beirut, Lebanon

Tongue&groove panels

Pannelli tongue&groove

CBI Europe's high density calcium sulphate tongue&groove panels are the perfect choice for refurbished and new-build glue-free floors. Used instead of conventional floor slabs, they offer various benefits, including inspectability of the underfloor plenum, and quick and easy installation thanks to tongue and groove joints. On average 50% lighter than concrete floor coverings, these panels reduce total load on the building structure and facilitate transport and workability on site. They are extremely resistant to fire and humidity and can be used with any type of finish.

Pannelli in solfato di calcio ad alta densità tongue&groove CBI Europe: perfetti per opere di ristrutturazione o nuove costruzioni con sistemi a secco. Sostituiscono il massetto tradizionale, unendo il vantaggio dell'ispezionabilità del vano tecnico tramite botole alla velocità di installazione, grazie all'aggancio maschio/femmina. Più leggeri del 50% rispetto alle coperture in calcestruzzo, per un minor carico complessivo sulle strutture del fabbricato, agevolano sia il trasporto che la lavorabilità in cantiere. Sono stremamente resistenti all'umidità e al fuoco, e successivamente alla posa vi si possono applicare tutti i tipi di finiture esistenti.



EUROCLASS
A1 REI 60



POINTS LEED CERTIFICATION
PUNTEGGIO LEED



LOAD BEARING RESISTANCE
RESISTENZA AL CARICO



LIGHT WEIGHT
LEGGEREZZA



HIGH DENSITY
ALTA DENSITÀ




ACOUSTIC ABSORPTION
FONOASSORBENZA



QUICK INSTALLATION
INSTALLAZIONE RAPIDA



INSPECTABILITY
ISPEZIONABILITÀ



After installation, CBI Europe's tongue&groove floors can be covered with all traditional types of material, including ceramic tiles, wood blocks, moquette, linoleum etc.

Successivamente alla posa, sul pannello tongue&groove si possono applicare tutti materiali di finitura tradizionali, come gres, parquet, moquette, linoleum etc.



GLASS PANEL
Museum of Genocide Victims · Vilnius, Lithuania

PANNELLI SPECIALI SPECIAL PANELS

Glass panels Pannelli in vetro

CBI Europe's glass panels are ideal for use as decorative elements in installations requiring a particularly striking floor surface, and in the fitting out of exhibitions and museums. They consist of two sheets of laminated glass separated by a sheet of PVB that ensures perfect adhesion and great toughness and elasticity.

I pannelli in vetro CBI Europe sono ideali in tutti i casi in cui si voglia esaltare l'aspetto estetico delle superfici pavimentate. Sono composti da due lastre di vetro stratificato unite da un foglio in PVB, che vi aderisce perfettamente esaltandone tenacia ed elasticità. Test di carico assicurano la conformità ai più elevati standard richiesti dalle normative internazionali.



EUROCLASS
A1



HIGH TRAFFIC RESISTANCE
RESISTENZA AL CALPESTIO



MOISTURE RESISTANCE
RESISTENZA ALL'UMIDITÀ



ACOUSTIC ABSORPTION
FONOASSORBENZA



EXTENDED
WORKING LIFE
DURABILITÀ




LOAD BEARING RESISTANCE
RESISTENZA AL CARICO



QUICK INSTALLATION
INSTALLAZIONE RAPIDA



INSPECTABILITY
ISPEZIONABILITÀ



Load and stress testing guarantees conformity to the strictest international standards.

Prove di carico e stress test assicurano la conformità ai più elevati standard richiesti dalle normative internazionali.



CBI Europe's laminated glass panels are subjected to rigorous technical testing in CBI Europe's own research labs to ensure excellent performance in all types of application.

I pannelli in vetro stratificato vengono costantemente sottoposti ad accurati controlli tecnici nel laboratorio R&S CBI Europe, per garantire la perfetta performance in ogni tipo di collocazione.



Radiant floors & UFAD systems

Pavimenti radianti & sistemi integrati UFAD

CBI Europe's radiant Floors are designed on the principle of low thermal inertia, and combine energy saving with excellent comfort in both heating and cooling applications. Flexible and versatile, they integrate perfectly with raised floors, panelled walls and false ceilings, and work perfectly with all CBI Europe air conditioning products. Radiant panel and UFAD systems can be combined to maximise integration between primary air treatment and dehumidification systems and summertime cooling systems. Superb comfort is ensured by a combination of technical and aesthetic elements that blend together so well that it is almost impossible to tell the difference between them.

I pavimenti radianti Floors by CBI Europe sono progettati secondo un principio di bassa inerzia termica che unisce risparmio energetico e comfort, per il riscaldamento e il raffreddamento. Flessibili e versatili, si integrano con pavimenti sopraelevati, rivestimenti a parete e controsoffitti, e con tutti gli altri prodotti Air Conditioning. L'associazione dei radianti con i sistemi UFAD consente un'ulteriore integrazione impiantistica con il trattamento dell'aria primaria, la deumidificazione e parte del carico termico estivo. Gli elementi tecnologici ed estetici si armonizzano tra loro a tutto vantaggio del comfort, al punto da rendere impercettibile la distinzione tra valenza termica ed architettonica.

Invisible comfort from high-tech systems.

Comfort invisibile, alto contenuto tecnologico.

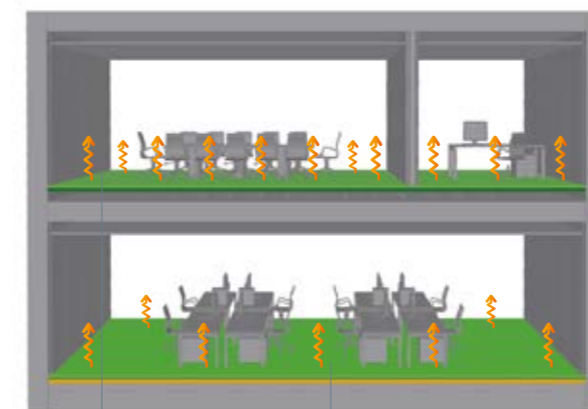


RADIANT FLOORS PAVIMENTO RADIANTE

- **The-Floor radiant floors**
pavimento radiante
- **tongue&groove radiant**
tongue&groove radiante

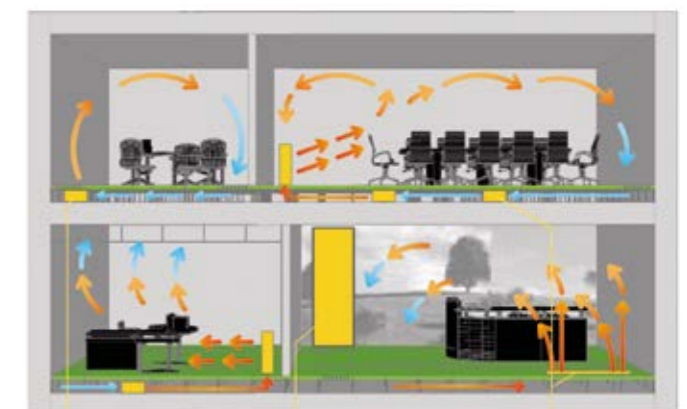
UFAD SYSTEM SISTEMA UFAD

- **underfloor fan-coil** *fan coil sottopavimento*
- **air handling terminal units**
unità terminali per il trattamento aria
- **conditioning machines**
macchine per il condizionamento



THE-FLOOR
Radiant floor
Pavimento radiante

Tongue&groove radiant
Tongue&groove radiante



Fan Coil
Fan Coil

AIR SYSTEMS
Conditioning machines
Macchine condizionamento

Diffusers
Vents
Diffusori



HEATING, COOLING, AIR TREATMENT
RISCALDAMENTO, RAFFRESCAMENTO
TRATTAMENTO DELL'ARIA

< 22°C / 26°C >

The-Floor
radiant floor pavimento radiante

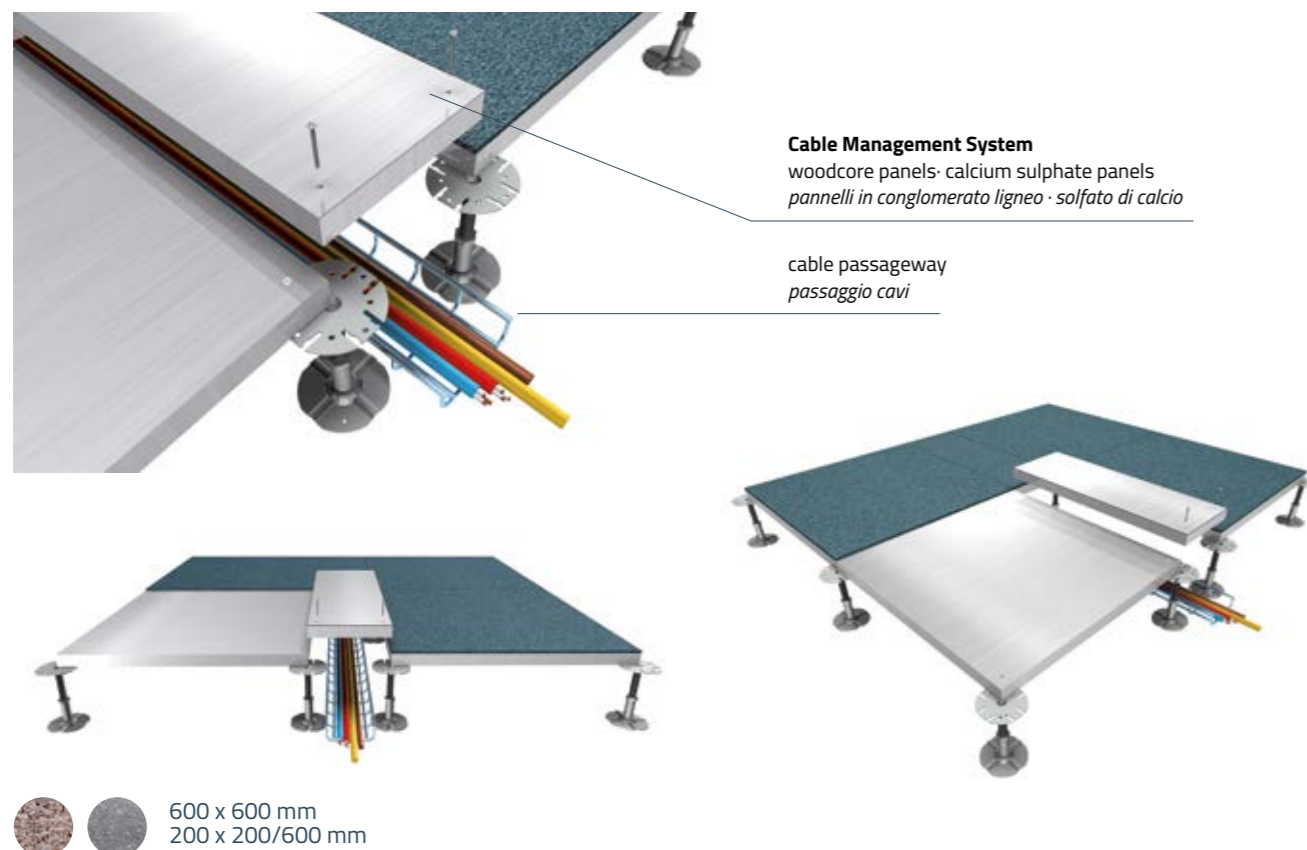
Cable Management System

Sistema ispezionabile Cable Management

To provide easy an inspection of the technical areas, CBI Europe offers Cable Management System: raised access floors composed of BARE modular panels: calcium sulphate or chipboard, resting on standard steel structures. In addition to allowing the traceability of the technical areas, the panel 200 x 600 mm can be easily and repeatedly raised and rehoused for maintenance, interventions or changes. The version Corner Lock is available upon request, which has perforated panels on all four sides and is prepared for possible mounting by screws.

Per l'ispezionabilità degli impianti nei locali tecnici, CBI Europe propone Cable Management System, composto da pannelli modulari tipo BARE in solfato di calcio o conglomerato ligneo, poggianti sulle strutture standard in acciaio. Oltre a consentire la tracciabilità degli impianti, il pannello 200 x 600 mm può essere facilmente e ripetutamente sollevato e rialloggiato per manutenzioni, interventi o eventuali cambiamenti. Disponibile su richiesta la versione Corner Lock che prevede i pannelli forati sui quattro lati e predisposti per eventuale fissaggio con i piedini mediante viti autofilettanti.

 **INSPECTABILITY**
ISPEZIONABILITÀ
  **QUICK INSTALLATION**
INSTALLAZIONE RAPIDA
  **LOAD BEARING RESISTANCE**
RESISTENZA AL CARICO
  **LIGHT WEIGHT**
LEGGEREZZA



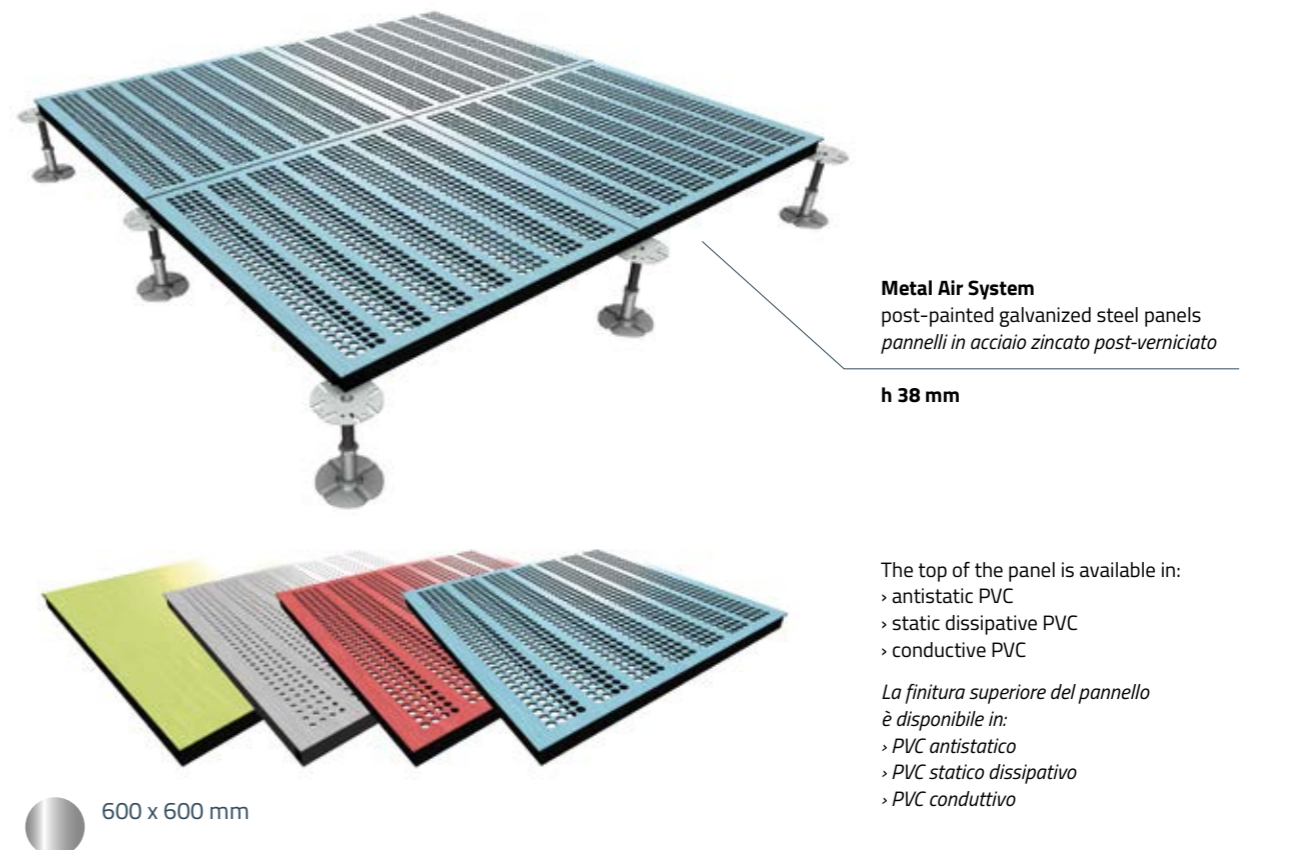
Metal Air steel panels

Pannelli in acciaio Metal Air

To provide easy ventilation and the safety of installations in data center, IT and technical areas or service areas, CBI Europe offers Metal Air Panel, system of raised access floors, which consists of modular panels in post-painted galvanized steel, resting on standard steel structures. The Metal Air panels, with slotted or rounded holes, in addition to the normal benefits of overhead systems, guarantee maximum ventilation. Metal Air can be easily and repeatedly raised and rehoused for maintenance, interventions or changes. The panel is provided in four different versions, with round, slotted and perforated areas in different percentages

Per la ventilazione e la sicurezza degli impianti di data center, aree tecniche o informatiche e locali servizi: CBI Europe Metal Air, sistema di pavimenti tecnici sopraelevati composto da pannelli modulari in acciaio zincato postverniciato poggianti sulle strutture standard in acciaio. I pannelli, forati o asolati, oltre ai vantaggi dei sistemi sopraelevati, garantiscono la massima ventilazione. Metal Air può essere facilmente e ripetutamente sollevato e rialloggiato per manutenzioni, interventi o eventuali cambiamenti. Il pannello è disponibile con fori tondi o asolati in quattro versioni e con diverse percentuali di area forata.

 **EUROCLASS**
A1
  **INSPECTABILITY**
ISPEZIONABILITÀ
  **QUICK INSTALLATION**
INSTALLAZIONE RAPIDA
  **LOAD BEARING RESISTANCE**
RESISTENZA AL CARICO

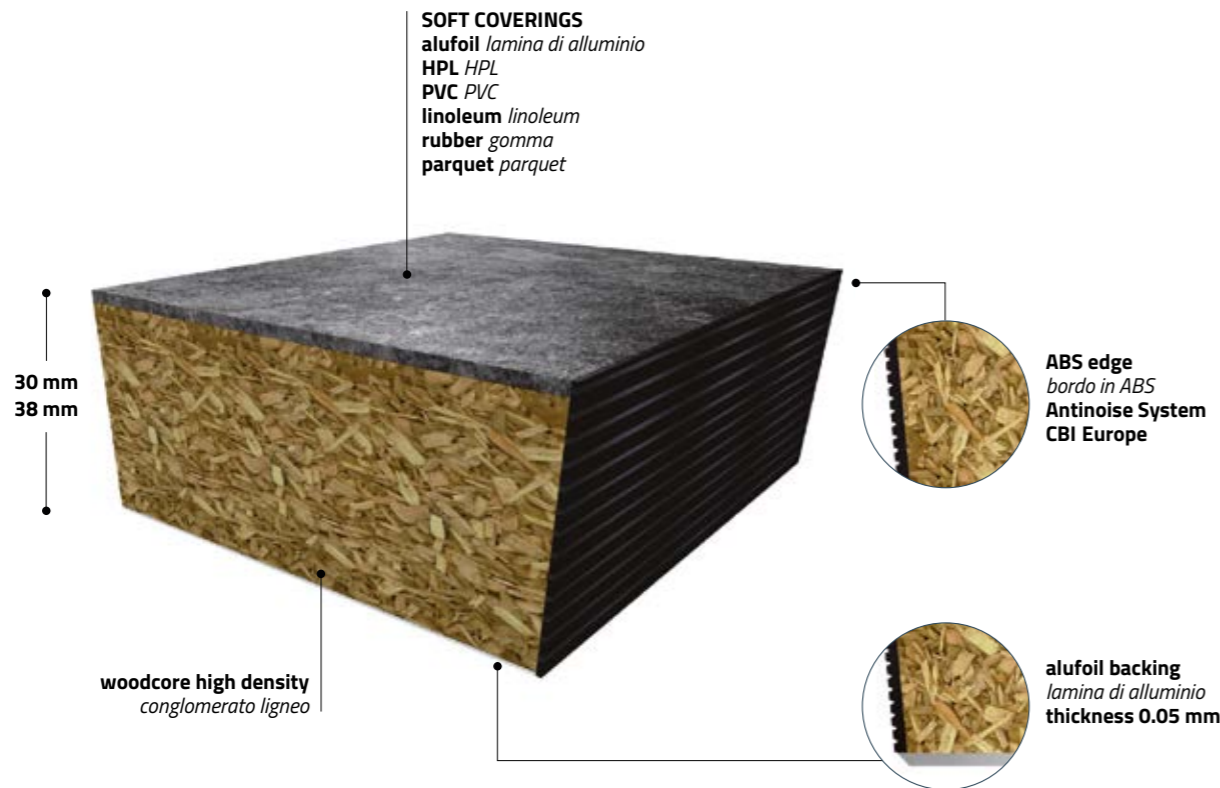


WOODCORE PANELS › ALUFOIL BACKING / SOFT COVERINGS

PANNELLO IN CONGLOMERATO LIGNEO CON LAMINA DI ALLUMINIO / SOFT COVERINGS




woodcore high density conglomerato ligneo 600 x 600 mm

aluminum foil lamina di alluminio 0.05 mm



TECHNICAL SPECIFICATIONS	PT30 h 30 mm / kg 7,60	PT38 h 38 mm / kg 10,00
fire reaction UNI EN 13501-1	Bfl-s1	
fire resistance UNI EN 13501-2	REI 30	

TECHNICAL FEATURES UNI EN 12825

CBI/ST	center of panel - deflection 2,5 mm	3,2 › 4,0 KN
	center of panel - ultimate load	9,0 › 11,5 KN
	loading class	4 › 5
CBI/CR	center of panel - deflection 2,5 mm	3,3 › 4,2 KN
	center of panel - ultimate load	9,5 › 12,0 KN
	loading class	4 › 6
IF tubolar	center of panel - deflection 2,5 mm	3,5 › 4,4 KN
	center of panel - ultimate load	10,0 › 12,6 KN
	loading class	5 › 6

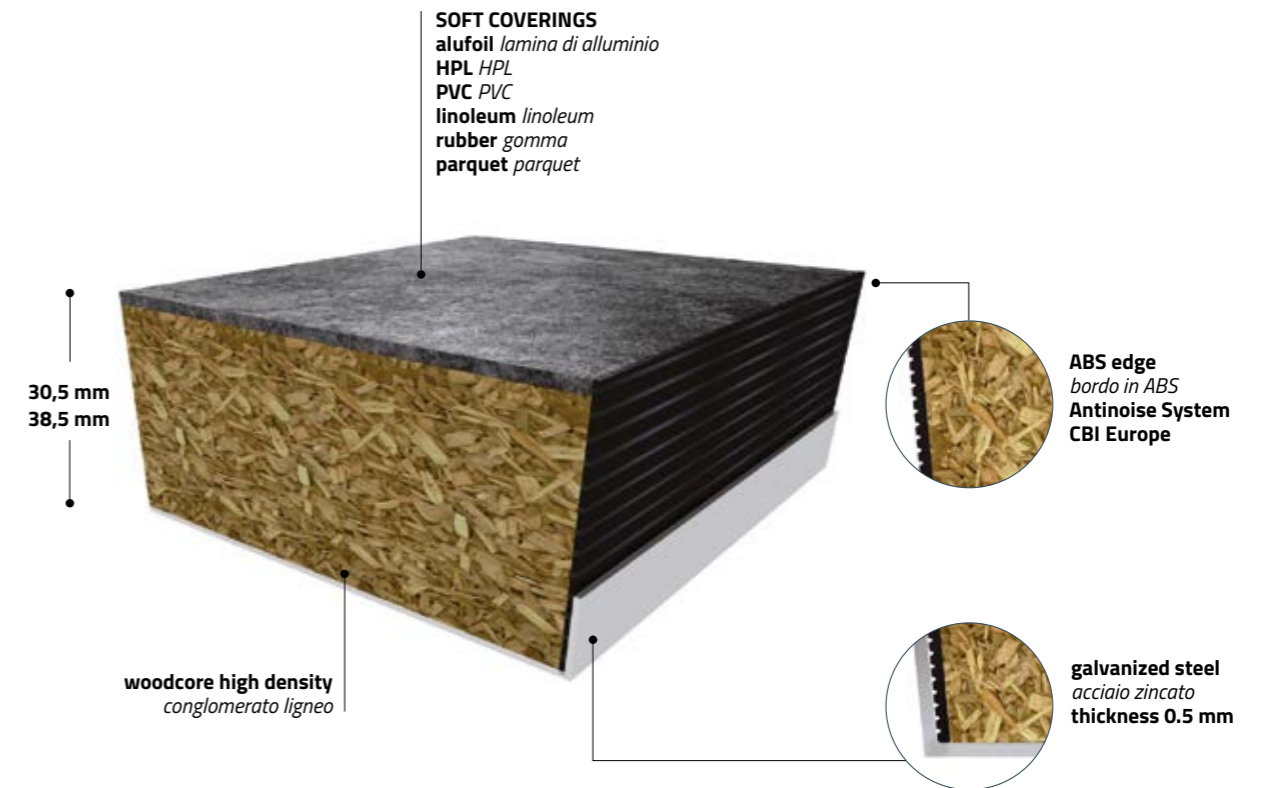
EN The load resistance tests have been performed in CBI Europe's internal laboratory and simulate the test method indicated by UNI EN 12825: 2001. The results obtained at a height of 20 cm may vary depending on the installation and the general conditions of the site. If the project requires a certification from a third party this must be explicitly requested. **IT** Le prove di resistenza al carico non sono state eseguite nel laboratorio interno CBI Europe e simulano il metodo di prova indicato dalla normativa UNI EN 12825:2001. I risultati ottenuti ad un'altezza di 20 cm possono variare in funzione dell'installazione e delle condizioni generali del cantiere. Qualora il progetto richieda una certificazione da un ente terzo questa dovrà essere espressamente richiesta.

WOODCORE PANELS › GALVANIZED STEEL DISH / SOFT COVERINGS

PANNELLO IN CONGLOMERATO LIGNEO CON VASCHETTA IN ACCIAIO ZINCATO / SOFT COVERINGS




woodcore high density conglomerato ligneo 600 x 600 mm

galvanized steel acciaio zincato 0.5 mm



TECHNICAL SPECIFICATIONS	PT30V h 30,5 mm / kg 9,00	PT38V h 38,5 mm / kg 11,50
fire reaction UNI EN 13501-1	Bfl-s1	
fire resistance UNI EN 13501-2	REI 30	

TECHNICAL FEATURES UNI EN 12825

CBI/ST	center of panel - deflection 2,5 mm	3,5 › 5,5 KN
	center of panel - ultimate load	10,6 › 14,5 KN
	loading class	5 › 6
CBI/CR	center of panel - deflection 2,5 mm	3,6 › 5,8 KN
	center of panel - ultimate load	11,2 › 15,2 KN
	loading class	5 › 6
IF tubolar	center of panel - deflection 2,5 mm	3,9 › 6,1 KN
	center of panel - ultimate load	11,8 › 16,0 KN
	loading class	5 › 6


EN The load resistance tests have been performed in CBI Europe's internal laboratory and simulate the test method indicated by UNI EN 12825: 2001. The results obtained at a height of 20 cm may vary depending on the installation and the general conditions of the site. If the project requires a certification from a third party this must be explicitly requested. **IT** Le prove di resistenza al carico non sono state eseguite nel laboratorio interno CBI Europe e simulano il metodo di prova indicato dalla normativa UNI EN 12825:2001. I risultati ottenuti ad un'altezza di 20 cm possono variare in funzione dell'installazione e delle condizioni generali del cantiere. Qualora il progetto richieda una certificazione da un ente terzo questa dovrà essere espressamente richiesta.

WOODCORE PANELS › ALUFOIL BACKING / HARD COVERINGS

PANNELLO IN CONGLOMERATO LIGNEO CON LAMINA DI ALLUMINIO / HARD COVERINGS

woodcore high density conglomerato ligneo 600 x 600 mm

aluminum foil lamina di alluminio 0.05 mm



TECHNICAL SPECIFICATIONS	PT30C	PT38C
	h 30 mm / kg 16,70	h 38 mm / kg 19,00
fire reaction UNI EN 13501-1	Bfl-s1	
fire resistance UNI EN 13501-2	REI 30	

TECHNICAL FEATURES UNI EN 12825

CBI/ST	center of panel - deflection 2,5 mm	6,75 › 7,1 kn
	center of panel - ultimate load	13,4 › 14,1 kn
	loading class	6
CBI/CR	center of panel - deflection 2,5 mm	7,0 › 7,4 kn
	center of panel - ultimate load	14,0 › 14,8 kn
	loading class	6
IF tubolar	center of panel - deflection 2,5 mm	7,41 › 7,8 kn
	center of panel - ultimate load	14,8 › 15,5 kn
	loading class	6


EN The load resistance tests have been performed in CBI Europe's internal laboratory and simulate the test method indicated by UNI EN 12825: 2001. The results obtained at a height of 20 cm may vary depending on the installation and the general conditions of the site. If the project requires a certification from a third party this must be explicitly requested. **IT** Le prove di resistenza al carico non sono state eseguite nel laboratorio interno CBI Europe e simulano il metodo di prova indicato dalla normativa UNI EN 12825:2001. I risultati ottenuti ad un'altezza di 20 cm possono variare in funzione dell'installazione e delle condizioni generali del cantiere. Qualora il progetto richieda una certificazione da un ente terzo questa dovrà essere espressamente richiesta.

CALCIUM SULPHATE PANELS › GALVANIZED STEEL DISH / SOFT COVERINGS

PANNELLO IN SOLFATO DI CALCIO CON VASCHETTA IN ACCIAIO ZINCATO / SOFT COVERINGS

calcium sulphate solfato di calcio 600 x 600 mm

galvanized steel acciaio zincato 0.5 mm



TECHNICAL SPECIFICATIONS	STANDARD DENSITY PANELS			HIGH DENSITY PANELS		
	SC30V h 30,5 mm kg 14,50	SC33V h 33,5 mm kg 16,00	SC36V h 36,5 mm kg 17,00	SC30VHD h 30,5 mm kg 17,60	SC33VHD h 33,5 mm kg 18,80	SC36VHD h 36,5 mm kg 21,10
fire reaction UNI EN 13501-1				A1		
fire resistance UNI EN 13501-2	REI 30			REI 30		> REI 60 <

TECHNICAL FEATURES UNI EN 12825


CBI/ST	center of panel - deflection 2,5 mm	4,7 › 5,6 KN	5,1 › 5,9 KN
	center of panel - ultimate load	9,7 › 11,2 KN	15,3 › 17,5 KN
	loading class	4 › 5	6
CBI/CR	center of panel - deflection 2,5 mm	4,9 › 5,9 KN	5,3 › 6,1 KN
	center of panel - ultimate load	10,2 › 11,8 KN	16,1 › 19,3 KN
	loading class	5	6
IF tubolar	center of panel - deflection 2,5 mm	5,2 › 6,2 KN	5,6 › 6,4 KN
	center of panel - ultimate load	10,7 › 12,3 KN	16,9 › 20,2 KN
	loading class	5 › 6	6




EN The load resistance tests have been performed in CBI Europe's internal laboratory and simulate the test method indicated by UNI EN 12825: 2001. The results obtained at a height of 20 cm may vary depending on the installation and the general conditions of the site. If the project requires a certification from a third party this must be explicitly requested. **IT** Le prove di resistenza al carico non sono state eseguite nel laboratorio interno CBI Europe e simulano il metodo di prova indicato dalla normativa UNI EN 12825:2001. I risultati ottenuti ad un'altezza di 20 cm possono variare in funzione dell'installazione e delle condizioni generali del cantiere. Qualora il progetto richieda una certificazione da un ente terzo questa dovrà essere espressamente richiesta.

CALCIUM SULPHATE PANELS › ALUFOIL BACKING / HARD COVERINGS

PANNELLO IN SOLFATO DI CALCIO CON LAMINA DI ALLUMINIO / HARD COVERINGS

calcium sulphate *solfato di calcio* 600 x 600 mm
aluminum foil backing *lamina di alluminio* 0.05 mm



TECHNICAL SPECIFICATIONS		SC30C
		h 30 mm / kg 22,00
fire reaction UNI EN 13501-1		A1
fire resistance UNI EN 13501-2		REI 30
TECHNICAL FEATURES UNI EN 12825		
CBI/ST 	center of panel - deflection 2,5 mm	6,2 KN
	center of panel - ultimate load	8,1 KN
	loading class	3
CBI/CR 	center of panel - deflection 2,5 mm	6,5 KN
	center of panel - ultimate load	8,5 KN
	loading class	3
IF tubolar 	center of panel - deflection 2,5 mm	6,8 KN
	center of panel - ultimate load	8,9 KN
	loading class	3

EN The load resistance tests have been performed in CBI Europe's internal laboratory and simulate the test method indicated by UNI EN 12825: 2001. The results obtained at a height of 20 cm may vary depending on the installation and the general conditions of the site. If the project requires a certification from a third party this must be explicitly requested. **IT** Le prove di resistenza al carico sono state eseguite nel laboratorio interno CBI Europe e simulano il metodo di prova indicato dalla normativa UNI EN 12825:2001. I risultati ottenuti ad un'altezza di 20 cm possono variare in funzione dell'installazione e delle condizioni generali del cantiere. Qualora il progetto richieda una certificazione da un ente terzo questa dovrà essere espressamente richiesta.

WOODCORE PANELS › SEMI-ENCAPSULATED STEEL

PANNELLO IN CONGLOMERATO LIGNEO SEMI-INCAPSULATO IN ACCIAIO




woodcore high density *conglomerato ligneo* 600 x 600 mm
galvanized steel *acciaio zincato* 0.5 mm

covering: lay-loose tiles (carpet, pvc, rubber)

rivestimento superiore: moquette autoposante, gomma, pvc autoposante.

S-P-02179 EPD®
environdec.com



TECHNICAL SPECIFICATIONS		CBI28T	CBI30T
		h 28,5 mm / kg 8,45	h 30,5 mm / kg 9,30
fire reaction UNI EN 13501-1		Bfl-s1	
fire resistance UNI EN 13501-2		REI 30	
TECHNICAL FEATURES UNI EN 12825			
CBI/ST 	center of panel - deflection 2,5 mm	3,3 > 3,5 KN	
	center of panel - ultimate load	9,8 > 10,3 KN	
	loading class	4	
CBI/CR 	center of panel - deflection 2,5 mm	3,5 > 3,7 KN	
	center of panel - ultimate load	10,3 > 10,8 KN	
	loading class	5	
IF tubolar 	center of panel - deflection 2,5 mm	3,6 > 3,8 KN	
	center of panel - ultimate load	10,8 > 11,3 KN	
	loading class	5	

EN The load resistance tests have been performed in CBI Europe's internal laboratory and simulate the test method indicated by UNI EN 12825: 2001. The results obtained at a height of 20 cm may vary depending on the installation and the general conditions of the site. If the project requires a certification from a third party this must be explicitly requested. **IT** Le prove di resistenza al carico sono state eseguite nel laboratorio interno CBI Europe e simulano il metodo di prova indicato dalla normativa UNI EN 12825:2001. I risultati ottenuti ad un'altezza di 20 cm possono variare in funzione dell'installazione e delle condizioni generali del cantiere. Qualora il progetto richieda una certificazione da un ente terzo questa dovrà essere espressamente richiesta.

CALCIUM SULPHATE PANELS › SEMI-ENCAPSULATED STEEL

PANNELLO IN SOLFATO DI CALCIO SEMI-INCAPSULATO IN ACCIAIO

calcium sulphate *solfo di calcio* 600 x 600 mm

galvanized steel *acciaio zincato* 0.5 mm

covering: lay-loose tiles (carpet, pvc, rubber)

rivestimento superiore: moquette autoposante, gomma, pvc autoposante.



REI 60

S-P-02180 EPD®
environdec.com



TECHNICAL SPECIFICATIONS	CBI28S h 28 mm / kg 13,25	CBI31S h 31 mm / kg 14,50
fire reaction UNI EN 13501-1	A1	
fire resistance UNI EN 13501-2	> REI 60 <	
TECHNICAL FEATURES UNI EN 12825		
CBI/ST 	center of panel - deflection 2,5 mm	3,4 › 4KN
	center of panel - ultimate load	8,6 › 8,8 KN
	loading class	3
CBI/CR 	center of panel - deflection 2,5 mm	4,2 › 4,6 KN
	center of panel - ultimate load	9,6 › 10,2 KN
	loading class	4 › 5
IF tubolar 	center of panel - deflection 2,5 mm	4,7 › 4,9 KN
	center of panel - ultimate load	9,9 › 10,5 KN
	loading class	4 › 5

EN The load resistance tests have been performed in CBI Europe's internal laboratory and simulate the test method indicated by UNI EN 12825: 2001. The results obtained at a height of 20 cm may vary depending on the installation and the general conditions of the site. If the project requires a certification from a third party this must be explicitly requested. **IT** Le prove di resistenza al carico sono state eseguite nel laboratorio interno CBI Europe e simulano il metodo di prova indicato dalla normativa UNI EN 12825:2001. I risultati ottenuti ad un'altezza di 20 cm possono variare in funzione dell'installazione e delle condizioni generali del cantiere. Qualora il progetto richieda una certificazione da un ente terzo questa dovrà essere espressamente richiesta.

WOODCORE PANELS › FULLY STEEL ENCAPSULATED

PANNELLO IN CONGLOMERATO LIGNEO INCAPSULATO IN ACCIAIO

woodcore high density *conglomerato ligneo* 600 x 600 mm

galvanized steel *acciaio zincato* 0.5 mm

covering: lay-loose tiles (carpet, pvc, rubber)

rivestimento superiore: moquette autoposante, gomma, pvc autoposante.

S-P-02179 EPD®
environdec.com



TECHNICAL SPECIFICATIONS	CBL1 h 23 mm / kg 8,40	CBL h 26 mm / kg 9,00	CBM h 29 mm / kg 9,90	CBH h 31 mm / kg 10,30
fire reaction UNI EN 13501-1	Bfl-s1			
fire resistance UNI EN 13501-2	REI 30			
TECHNICAL FEATURES UNI EN 12825				
CBI/ST 	center of panel - deflection 2,5 mm	3,6 › 5,1 KN		
	center of panel - ultimate load	9,5 › 15,7 KN		
	loading class	4 › 6		
CBI/CR 	center of panel - deflection 2,5 mm	4,7 › 5,3 KN		
	center of panel - ultimate load	12,0 › 16,4 KN		
	loading class	6		
IF tubolar 	center of panel - deflection 2,5 mm	4,9 › 5,6 KN		
	center of panel - ultimate load	12,7 › 14,6 KN		
	loading class	6		

EN The load resistance tests have been performed in CBI Europe's internal laboratory and simulate the test method indicated by UNI EN 12825: 2001. The results obtained at a height of 20 cm may vary depending on the installation and the general conditions of the site. If the project requires a certification from a third party this must be explicitly requested. **IT** Le prove di resistenza al carico sono state eseguite nel laboratorio interno CBI Europe e simulano il metodo di prova indicato dalla normativa UNI EN 12825:2001. I risultati ottenuti ad un'altezza di 20 cm possono variare in funzione dell'installazione e delle condizioni generali del cantiere. Qualora il progetto richieda una certificazione da un ente terzo questa dovrà essere espressamente richiesta.

BARE PANELS

WOODCORE PANELS › FULLY STEEL ENCAPSULATED

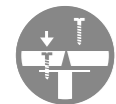
PANNELLO IN CONGLOMERATO LIGNEO INCAPSULATO IN ACCIAIO

woodcore high density conglomerato ligneo 600 x 600 mm

galvanized steel acciaio zincato 0.5 mm

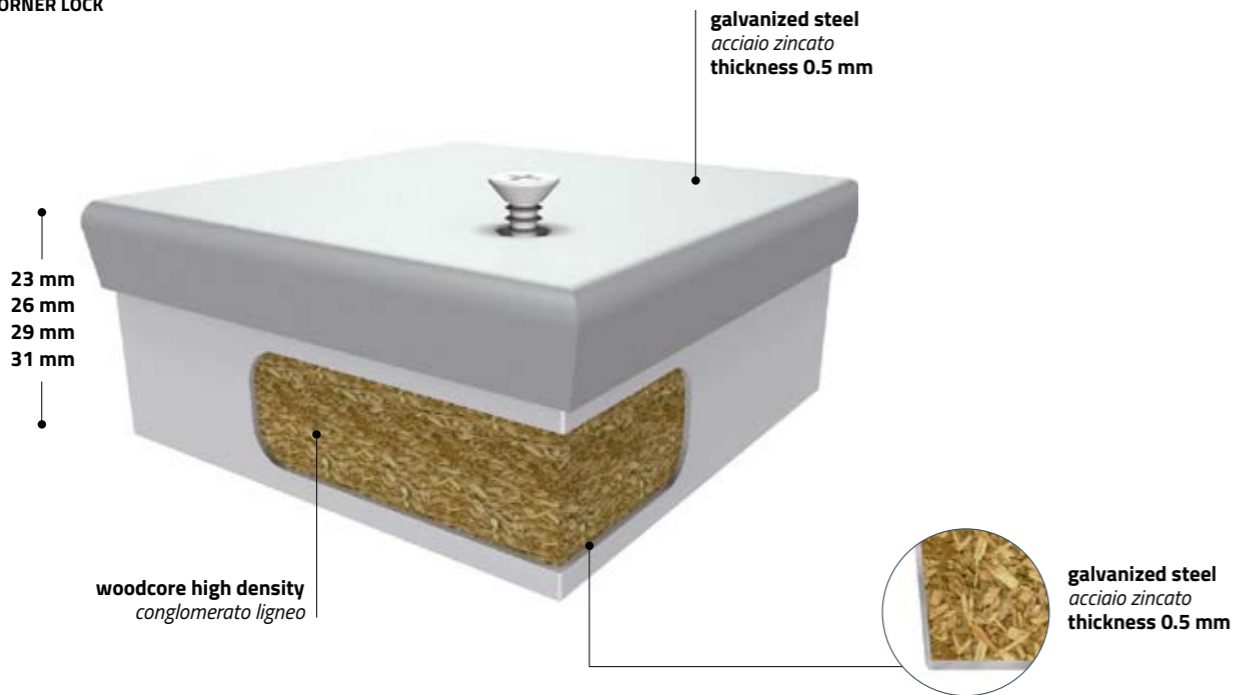
covering: lay-loose tiles (carpet, pvc, rubber)

rivestimento superiore: moquette autoposante, gomma, pvc autoposante.



CORNER LOCK

S-P-02179 EPD®
environdec.com



TECHNICAL SPECIFICATIONS	CBL1 h 23 mm / kg 8,40	CBL h 26 mm / kg 9,00	CBM h 29 mm / kg 9,90	CBH h 31 mm / kg 10,30
fire reaction UNI EN 13501-1	Bfl-s1			
fire resistance UNI EN 13501-2	REI 30			

TECHNICAL FEATURES UNI EN 12825

CBI/ST	center of panel - deflection 2,5 mm	3,6 › 5,1 KN
	center of panel - ultimate load	9,5 › 15,7 KN
	loading class	4 › 6

EN The load resistance tests have been performed in CBI Europe's internal laboratory and simulate the test method indicated by UNI EN 12825: 2001. The results obtained at a height of 20 cm may vary depending on the installation and the general conditions of the site. If the project requires a certification from a third party this must be explicitly requested. **IT** Le prove di resistenza al carico sono state eseguite nel laboratorio interno CBI Europe e simulano il metodo di prova indicato dalla normativa UNI EN 12825:2001. I risultati ottenuti ad un'altezza di 20 cm possono variare in funzione dell'installazione e delle condizioni generali del cantiere. Qualora il progetto richieda una certificazione da un ente terzo questa dovrà essere espressamente richiesta.

BARE PANELS

CALCIUM SULPHATE PANELS › FULLY STEEL ENCAPSULATED

PANNELLO IN SOLFATO DI CALCIO INCAPSULATO IN ACCIAIO

calcium sulphate solfato di calcio 600 x 600 mm

galvanized steel acciaio zincato 0.5 mm


covering: lay-loose tiles (carpet, pvc, rubber)

rivestimento superiore: moquette autoposante, gomma, pvc autoposante.



REI 60

S-P-02180 EPD®
environdec.com



TECHNICAL SPECIFICATIONS	CBL1/S h 23 mm / kg 12,50	CBM/S h 28 mm / kg 14,65	CBH/S h 31 mm / kg 15,50
fire reaction UNI EN 13501-1	A1		
fire resistance UNI EN 13501-2	> REI 60 <		

TECHNICAL FEATURES UNI EN 12825

CBI/ST	center of panel - deflection 2,5 mm	3,5 › 5,5 KN
	center of panel - ultimate load	10,6 › 14,5 KN
	loading class	5 › 6
CBI/CR	center of panel - deflection 2,5 mm	3,6 › 5,8 KN
	center of panel - ultimate load	11,2 › 15,2 KN
	loading class	5 › 6
IF tubolar	center of panel - deflection 2,5 mm	3,9 › 6,1 KN
	center of panel - ultimate load	11,8 › 16,0 KN
	loading class	5 › 6

EN The load resistance tests have been performed in CBI Europe's internal laboratory and simulate the test method indicated by UNI EN 12825: 2001. The results obtained at a height of 20 cm may vary depending on the installation and the general conditions of the site. If the project requires a certification from a third party this must be explicitly requested. **IT** Le prove di resistenza al carico sono state eseguite nel laboratorio interno CBI Europe e simulano il metodo di prova indicato dalla normativa UNI EN 12825:2001. I risultati ottenuti ad un'altezza di 20 cm possono variare in funzione dell'installazione e delle condizioni generali del cantiere. Qualora il progetto richieda una certificazione da un ente terzo questa dovrà essere espressamente richiesta.

CALCIUM SULPHATE PANELS › FULLY STEEL ENCAPSULATED

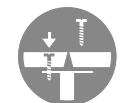
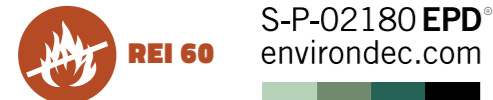
PANNELLO IN SOLFATO DI CALCIO INCAPSULATO IN ACCIAIO

calcium sulphate *solfato di calcio* 600 x 600 mm

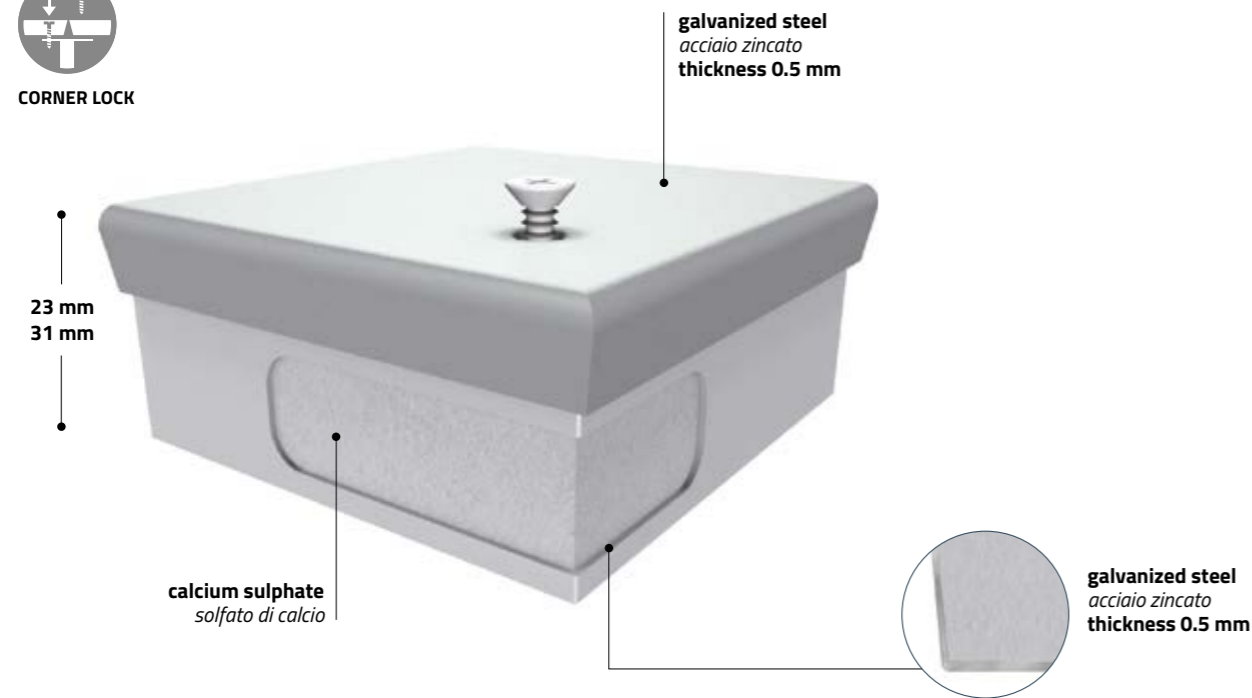
galvanized steel *acciaio zincato* 0.5 mm

covering: lay-loose tiles (carpet, pvc, rubber)

rivestimento superiore: moquette autoposante, gomma, pvc autoposante.



CORNER LOCK



TECHNICAL SPECIFICATIONS	CBL1/S CORNER LOCK h 23 mm / kx 12,50	CBH/S CORNER LOCK h 31 mm / kg 15,50
fire reaction UNI EN 13501-1	A1	
fire resistance UNI EN 13501-2	> REI 60 <	

TECHNICAL FEATURES UNI EN 12825

CBI/ST	center of panel - deflection 2,5 mm	3,5 > 5,5 KN
	center of panel - ultimate load	10,6 > 14,5 KN
	loading class	5 > 6
CBI/CR	center of panel - deflection 2,5 mm	
	center of panel - ultimate load	
	loading class	

EN The load resistance tests have been performed in CBI Europe's internal laboratory and simulate the test method indicated by UNI EN 12825: 2001. The results obtained at a height of 20 cm may vary depending on the installation and the general conditions of the site. If the project requires a certification from a third party this must be explicitly requested. **IT** Le prove di resistenza al carico non sono state eseguite nel laboratorio interno CBI Europe e simulano il metodo di prova indicato dalla normativa UNI EN 12825:2001. I risultati ottenuti ad un'altezza di 20 cm possono variare in funzione dell'installazione e delle condizioni generali del cantiere. Qualora il progetto richieda una certificazione da un ente terzo questa dovrà essere espressamente richiesta.

CALCIUM SULPHATE PANELS › TONGUE & GROOVE


PANNELLO IN SOLFATO DI CALCIO TONGUE&GROOVE

calcium sulphate high density *solfato di calcio ad alta densità* 600 x 600 mm

galvanized steel *acciaio zincato* 0.5 mm

covering: PVC rubber, linoleum, carpet, ceramic tiles, marble, granite, parquet.

rivestimento superiore: PVC, linoleum, moquette, gres porcellanato, marmo, granito, parquet.



TECHNICAL SPECIFICATIONS	CB130TG h 30,5 mm / kg 14,50	CB136TG h 36,5 mm / kg 17,00
fire reaction UNI EN 13501-1	A1	
fire resistance UNI EN 13501-2	> REI 60 <	

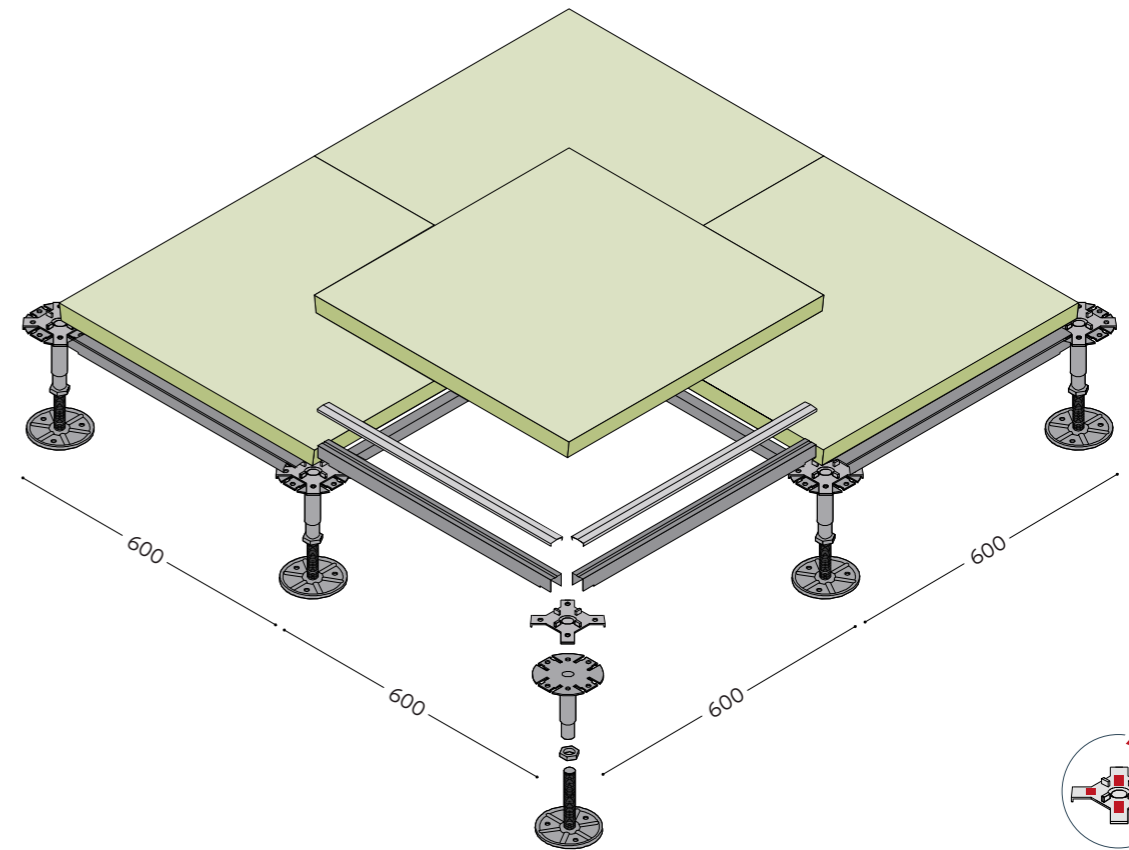
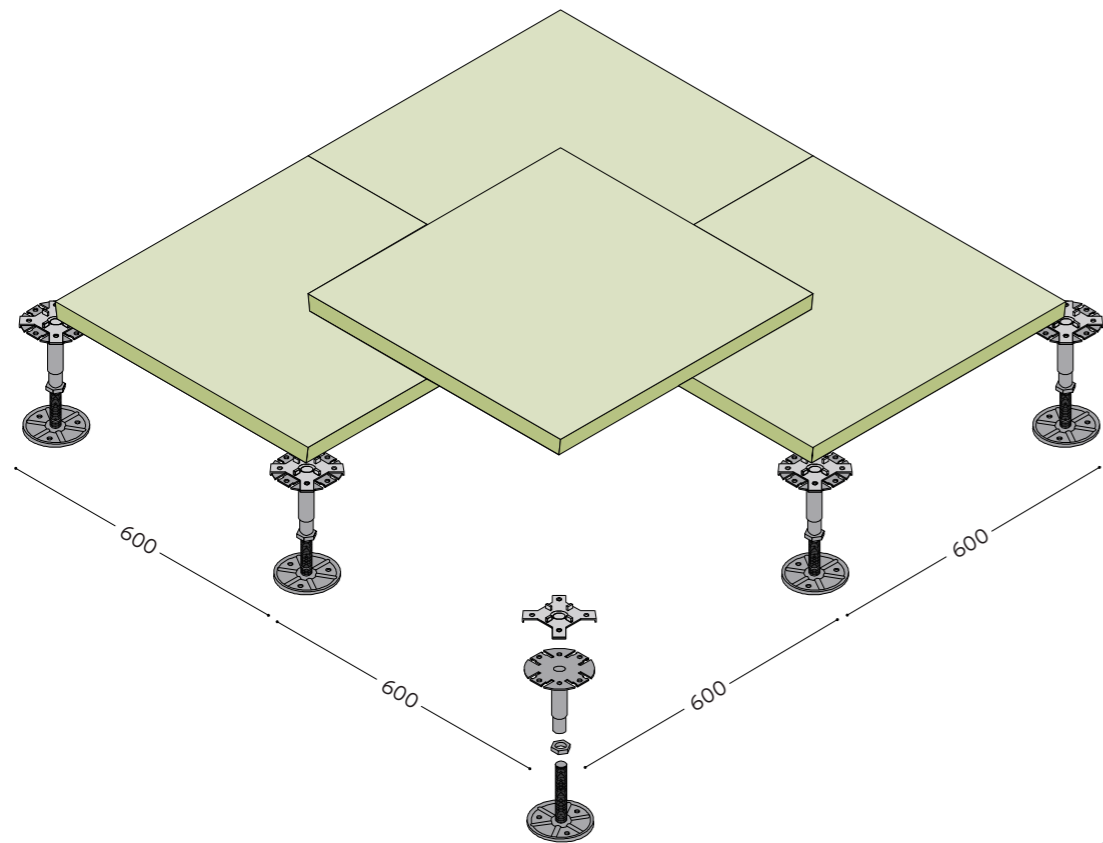
TECHNICAL FEATURES UNI EN 12825

CBI/ST	center of panel - deflection 2,5 mm	4,7 > 5,6 kn
	center of panel - ultimate load	9,7 > 11,2 kn
	loading class	4 > 5
CBI/CR	center of panel - deflection 2,5 mm	4,8 > 5,9 kn
	center of panel - ultimate load	9,8 > 11,8 kn
	loading class	4 > 5
IF tubolar	center of panel - deflection 2,5 mm	5,2 > 6,2 kn
	center of panel - ultimate load	10,7 > 12,3 kn
	loading class	5 > 6

EN The load resistance tests have been performed in CBI Europe's internal laboratory and simulate the test method indicated by UNI EN 12825: 2001. The results obtained at a height of 20 cm may vary depending on the installation and the general conditions of the site. If the project requires a certification from a third party this must be explicitly requested. **IT** Le prove di resistenza al carico non sono state eseguite nel laboratorio interno CBI Europe e simulano il metodo di prova indicato dalla normativa UNI EN 12825:2001. I risultati ottenuti ad un'altezza di 20 cm possono variare in funzione dell'installazione e delle condizioni generali del cantiere. Qualora il progetto richieda una certificazione da un ente terzo questa dovrà essere espressamente richiesta.

FLOOR SYSTEM **CBI/ST** without stringers

FLOOR SYSTEM **CBI** with stringers



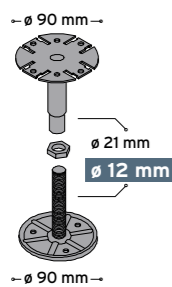
ON REQUEST
conductive washer
guarnizione conduttiva
HGT 300/C.1



ON REQUEST
conductive washer
guarnizione conduttiva
HGT 300/C.1

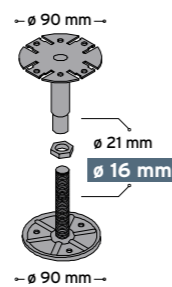
ADJUSTABLE PEDESTAL PIEDINO REGOLABILE

CBI F12



code	height/mm	weight/pcs
CBIO3F12	45/65	0,23 Kg
CBIO4F12	61/90	0,24 Kg
CBIO5F12	83/130	0,27 Kg
CBIO6F12	120/200	0,30 Kg

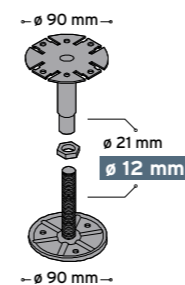
CBI F16



code	height/mm	weight/pcs
CBIO3F16	45/65	0,30 Kg
CBIO4F16	61/90	0,34 Kg
CBIO5F16	83/130	0,39 Kg
CBIO6F16	120/200	0,45 Kg
CBIO7F16	170/290	0,55 Kg

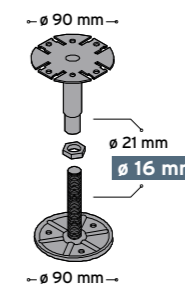
ADJUSTABLE PEDESTAL PIEDINO REGOLABILE

CBI F12



code	height/mm	weight/pcs
CBIO3F12	45/65	0,23 Kg
CBIO4F12	61/90	0,24 Kg
CBIO5F12	83/130	0,27 Kg
CBIO6F12	120/200	0,30 Kg

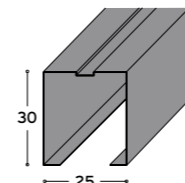
CBI F16



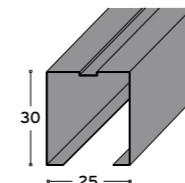
code	height/mm	weight/pcs
CBIO3F16	45/65	0,30 Kg
CBIO4F16	61/90	0,34 Kg
CBIO5F16	83/130	0,39 Kg
CBIO6F16	120/200	0,45 Kg
CBIO7F16	170/290	0,55 Kg
CBIO8F16	250/390	0,70 Kg
CBIO9F16	350/490	0,83 Kg
CBIO10F16	450/650	1,00 Kg

STRINGERS TRAVERSA

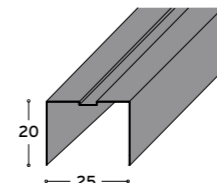
T536/A HEAVY



T536/L LIGHT



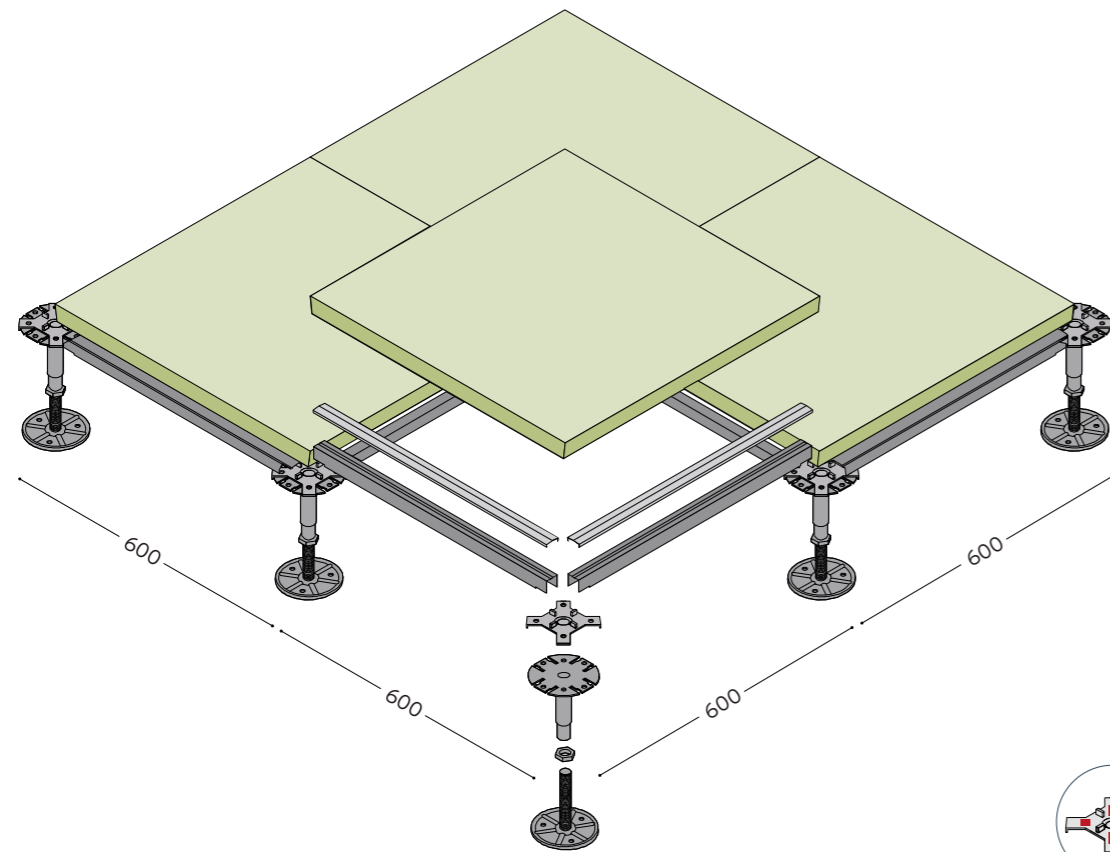
T536/S SPACER



open section stringer made with galvanised steel,
Clip-On System with PVC washer.
traversa di collegamento a sezione aperta in acciaio zincato
mod. Clip-On con guarnizioni di tenuta.

T536/A 30 x 25 x 1 mm
T536/L 30 x 25 x 0,7 mm
T536/S 20 x 25 x 0,7 mm

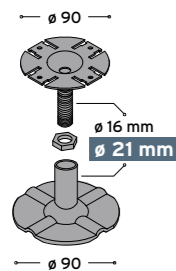
FLOOR SYSTEM CR



ON REQUEST
conductive washer
guarnizione conduttiva
HGT 300/C.1

ADJUSTABLE PEDESTAL PIEDINO REGOLABILE

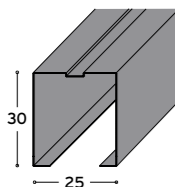
CR



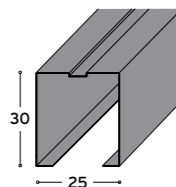
code	height/mm	weight/pcs
CRO0F16	120/200	0,55 Kg
CRO1F16	200/350	0,68 Kg
CRO2F16	350/550	0,94 Kg
CRO3F18	550/800	1,34 Kg
CRO4F20	800/1050	1,85 Kg
CRO5F20	1050/1300	2,14 Kg

STRINGERS TRAVERSA

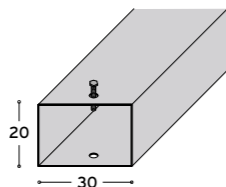
T536/A
HEAVY



T536/L
LIGHT



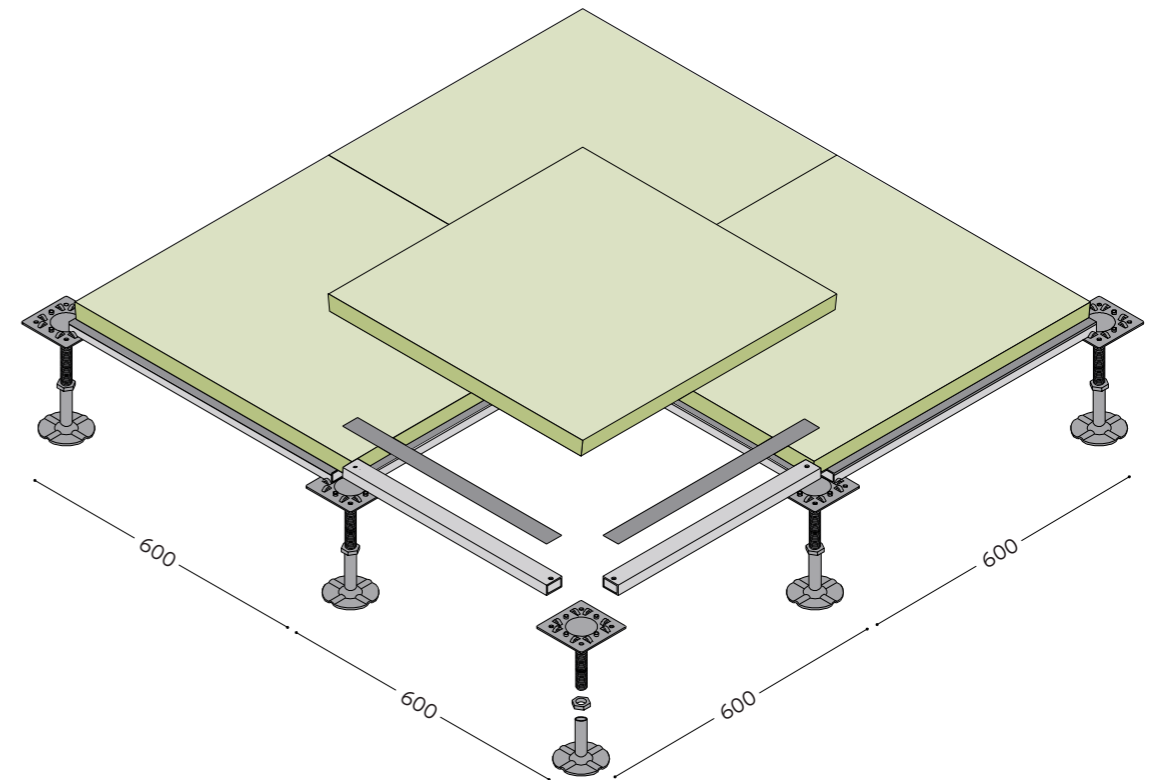
TT535



open section stringer made with galvanised steel,
Clip-On / Screw Down System with PVC washer.
traversa di collegamento a sezione aperta in acciaio zincato
mod. Clip-On / Screw Down con guarnizioni di tenuta.

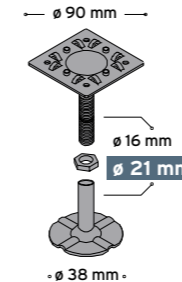
T536/A 30 x 25 x thk sp. 1 mm
T536/L 30 x 25 x thk sp. 0,7 mm
TT535 20 x 30 x thk sp. 0,8 mm

FLOOR SYSTEM IF



ADJUSTABLE PEDESTAL PIEDINO REGOLABILE

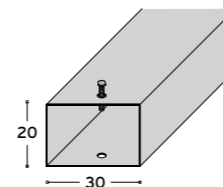
IF



code	height/mm	weight/pcs	code	height/mm	weight/pcs
IF1622	160/220	0,70 Kg	IF4854	480/540	1,00 Kg
IF2128	210/280	0,75 Kg	IF5359	530/590	1,05 Kg
IF2734	270/340	0,80 Kg	IF5873	580/730	1,25 Kg
IF3339	330/390	0,85 Kg	IF7287	720/870	1,40 Kg
IF3844	380/440	0,90 Kg	IF8699	860/990	1,70 Kg
IF4349	430/490	0,95 Kg			

STRINGERS TRAVERSA

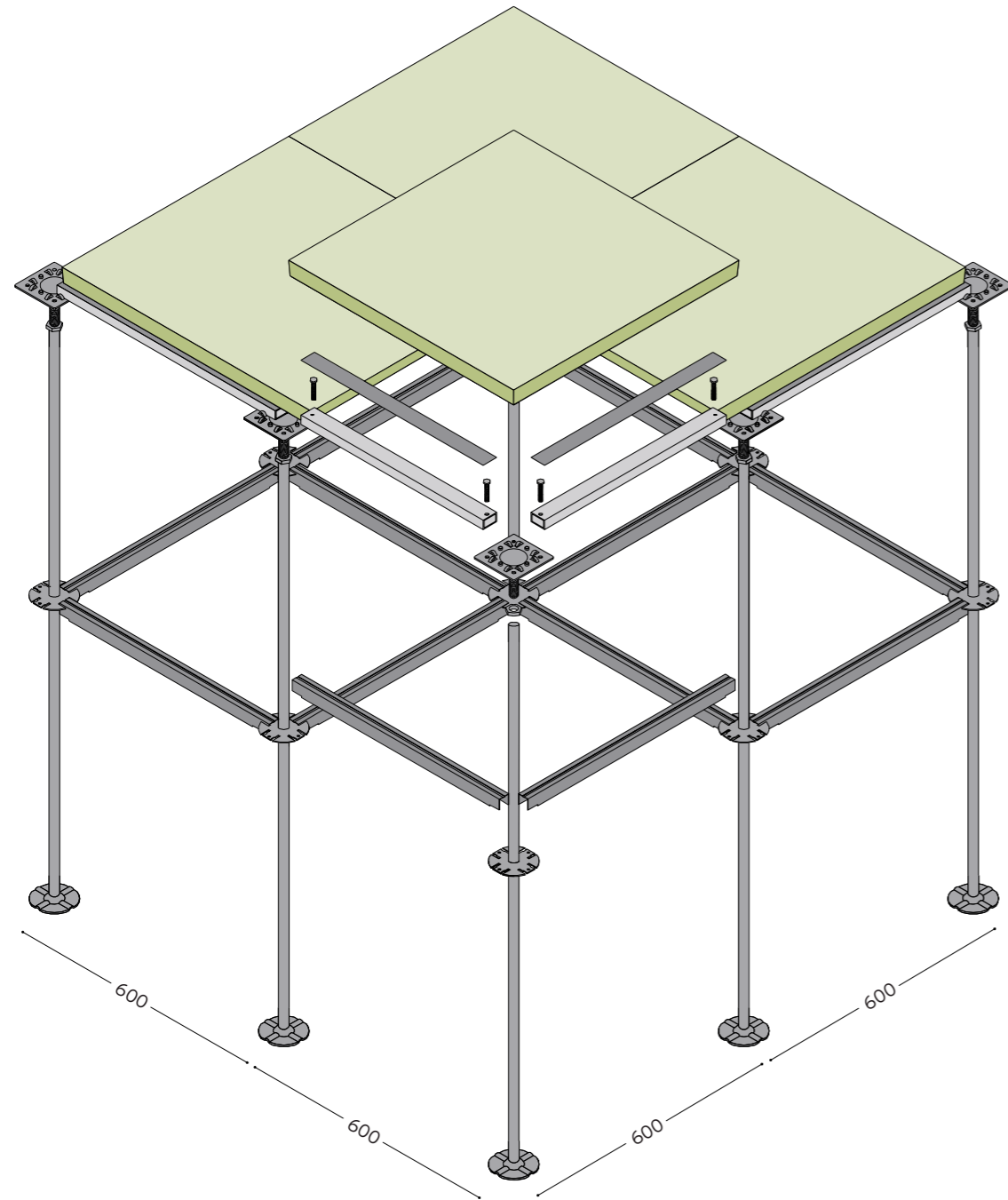
TT536



open section stringer made with galvanised steel,
Screw Down System with PVC washer.
traversa di collegamento a sezione aperta in acciaio zincato
mod. Screw Down con guarnizioni di tenuta.

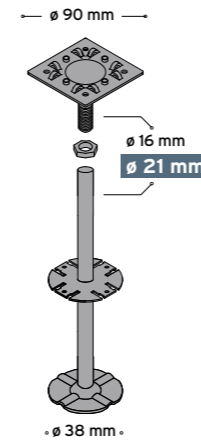
TT536 20 x 30 x thk sp. 1 mm

FLOOR SYSTEM IF PLUS



ADJUSTABLE PEDESTAL PIEDINO REGOLABILE

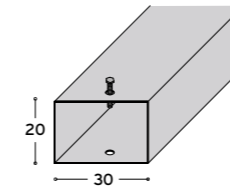
IF PLUS



code	height/mm	weight/pcs
IF PLUS 1000/1250	1000/1250	1,50 Kg
IF PLUS 1250/1500	1250/1500	1,80 Kg

STRINGERS TRAVERSA

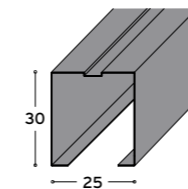
TT536



open section stringer made with galvanised steel, Screw Down System with PVC washer.
traversa di collegamento a sezione aperta in acciaio zincato mod. Screw Down con guarnizioni di tenuta.

TT536 20 x 30 x thk sp. 1 mm

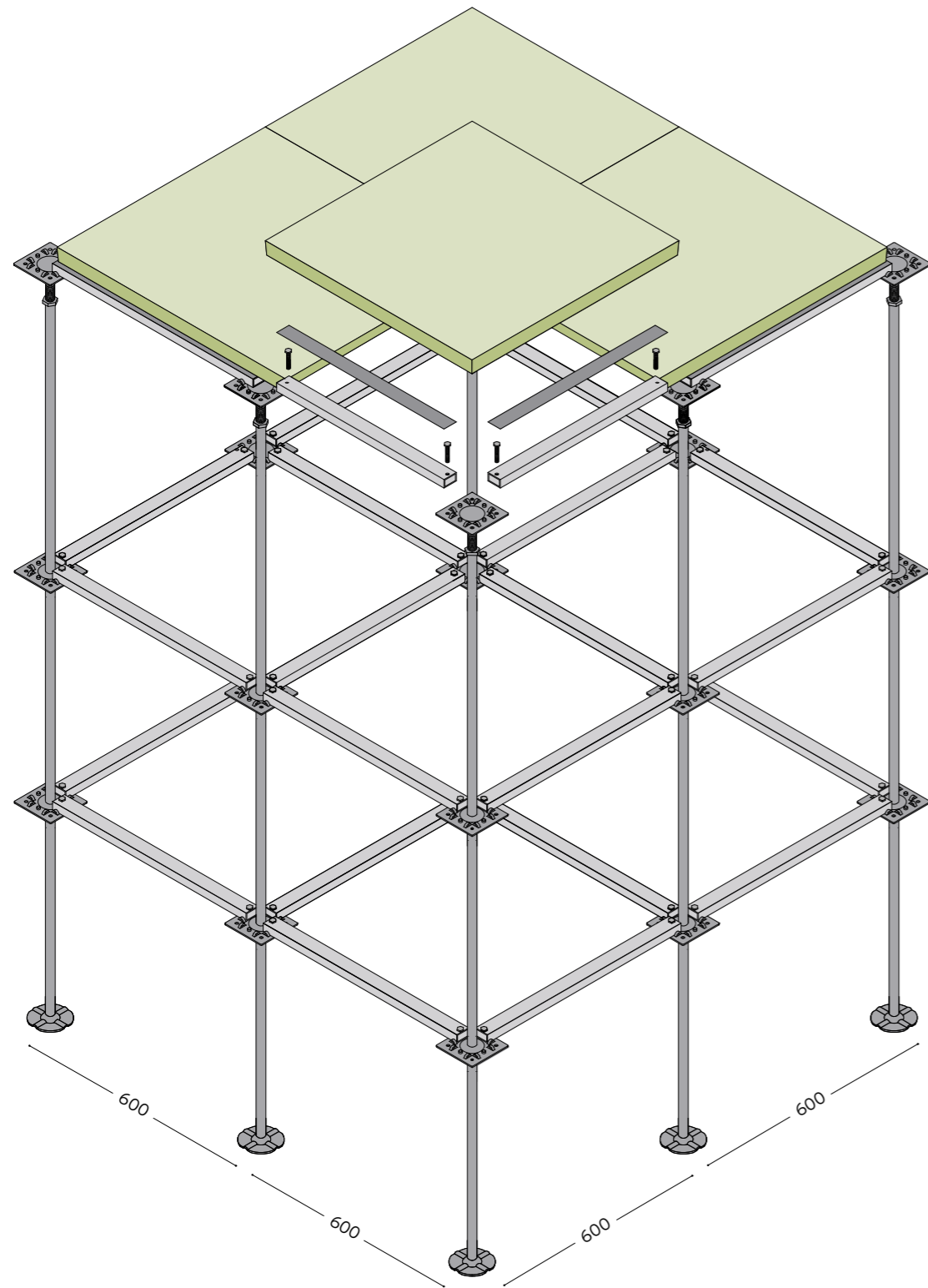
T536/A



open section stringer made with galvanised steel, Clip-On System with PVC washer.
traversa di collegamento a sezione aperta in acciaio zincato mod. Clip-On con guarnizioni di tenuta.

TT536/A 30 x 25 x thk sp. 1 mm


FLOOR SYSTEM IF PLUS EXTRA



ADJUSTABLE PEDESTAL PIEDINO REGOLABILE

IF PLUS EXTRA

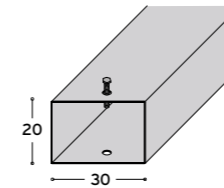
— ø 90 mm —



code	height/mm	weight/pcs
IF PLUS EXTRA 1500/2000	1500/2000	3,00 Kg

STRINGERS TRAVERSA

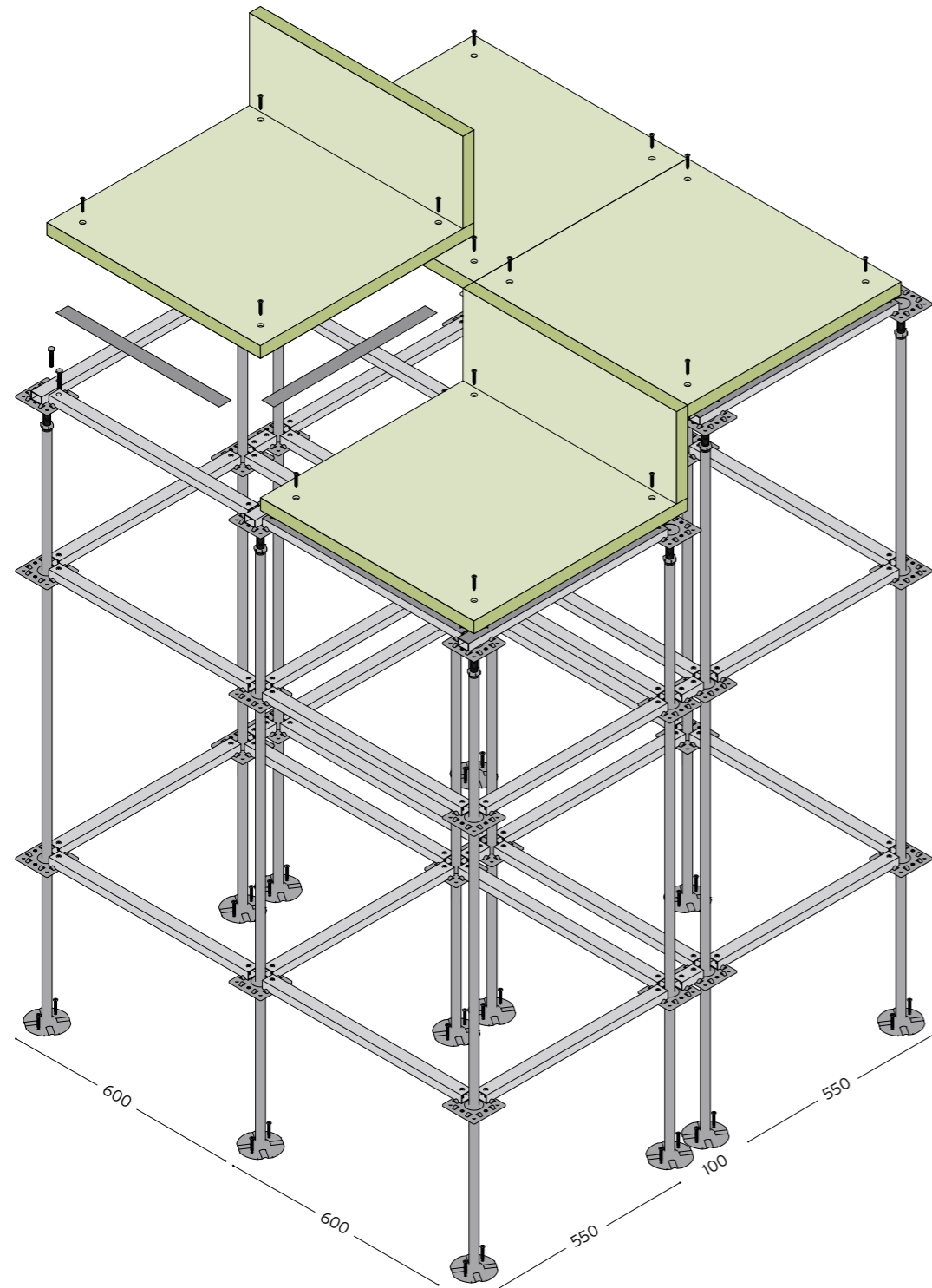
TT536



open section stringer made with galvanised steel, Screw Down System with PVC washer.
traversa di collegamento a sezione aperta in acciaio zincato mod. Screw Down con guarnizioni di tenuta.

TT536 20 x 30 x thk sp. 1 mm

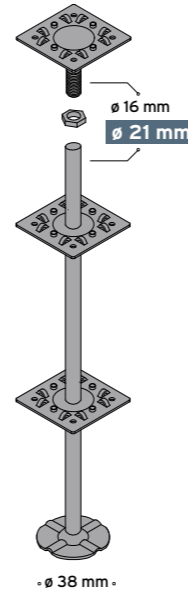
FLOOR SYSTEM **STADIO**



ADJUSTABLE PEDESTAL PIEDINO REGOLABILE

IF PLUS EXTRA

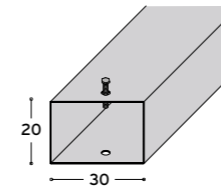
— ø 90 mm —



code	height/mm	weight/pcs
IF PLUS EXTRA 1500/2000	1500/2000	3,00 Kg

STRINGERS TRAVERSA

TT536

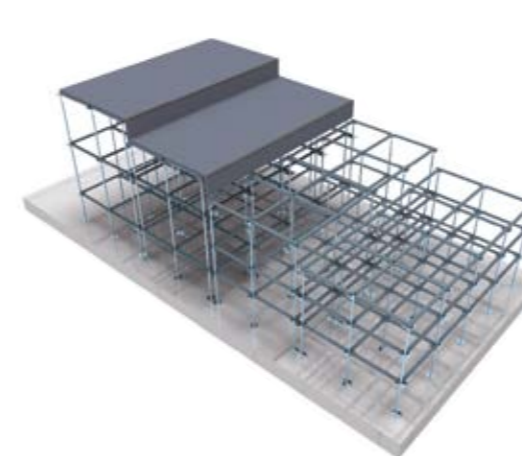



open section stringer made with galvanised steel, Screw Down System with PVC washer.
traversa di collegamento a sezione aperta in acciaio zincato mod. Screw Down con guarnizioni di tenuta.

TT536 20 x 30 x thk sp. 1 mm

Stadio System of Cbi Europe is the ideal solution for new constructions or renovations of cinemas, theaters, conference halls and amphitheatres. Sopraelevazione hi-tech. Stadio System di Cbi Europe è la soluzione ideale per nuove realizzazioni o ristrutturazioni di cinema, teatri, sale conferenza.

100% INSPECTABLE







ARCHITECTURE ceramic tiles *gres porcellanato*

available sizes *formato disponibile* 600 x 600 x 10,5 mm


available finishing: unpolished *finiture disponibili: naturale*




dark ivory matt




beige matt



light brown matt




dark brown matt




warm grey matt



cool grey matt



light grey matt



medium grey matt



dark grey matt

HABITAT ceramic tiles *gres porcellanato*

available sizes *formato disponibile* 600 x 600 x 10,5 mm

available finishing: unpolished *finiture disponibili: naturale*



60DG




60G



60A



60N



60W

METEOR ceramic tiles *gres porcellanato*

available sizes *formato disponibile* 600 x 600 x 10,5 mm

available finishing: unpolished / polished *finiture disponibili: naturale / levigata*



beige




brown



grigio



almond




perla




nero



india green



bianco



grafite



blu

MARMOKER ceramic tiles marble imitation *gres porcellanato effetto marmorizzato*

available sizes *formato disponibile* 600 x 600 x 10,5 mm

available finishing: polished *finiture disponibili: levigata*



bardiglio imperiale



breccia carsica



pulpis tortora



travertino romano



travertino bianco



nero creta



statuario grigio



crema select




statuario oro

SOLID WOOD PARQUET essences *essenze*

available sizes *formato disponibile* 600 x 600

standard thickness *spessore standard* 4 mm • other thickness on request *altri spessori a richiesta*



iroko · *iroko*



oak · *rovere*



doussié africa · *africa doussié*



beech · *faggio*



ash · *frassino*



afromosia · *afromosia*



teak · *teak*



europe cherry · *ciliegio europa*



europe walnut · *noce europa*

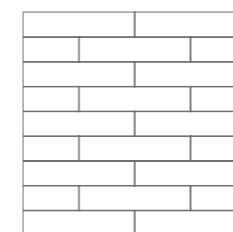


europe maple · *acero europa*

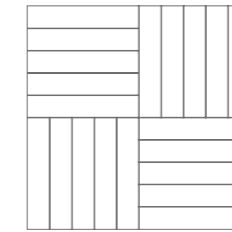


wengé · *wengé*


PARQUET DESIGN



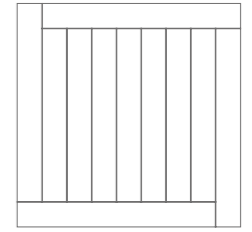
quarterdeck · *cassero*



mosaic · *mosaico*



main deck · *tolda di nave*



friuli · *friuli*

Other types of solid wood parquet available on request *Altri tipi di parquet disponibili a richiesta*

SOLID WOOD BAMBOO bamboo bambú

available sizes *formato disponibile* 600 x 600
 standard thickness *spessore standard* 5 mm



oak bamboo · *rovere bamboo*



ash bamboo · *frassino bamboo*

Strong, environment-friendly, and extremely stable. The addition of a bamboo finish to CBI Europe's raised access floor range offers a greener, alternative floor surface. The introduction of bamboo is tangible proof of CBI Europe's commitment to protecting the environment. Bamboo is not only extremely strong but is the world's fastest growing plant (it can grow up to a metre a day in tropical regions). Use of bamboo therefore makes a major contribution to reducing the problem of deforestation. Often referred to as "natural steel", bamboo is cool to the touch in the summer and warm in the winter.

Resistente, ecocompatibile ed altamente stabile. L'inserimento della finitura in bambu all'interno della gamma Raised Access Floors rappresenta la scelta verde ed alternativa di CBI, frutto di un concreto impegno a vantaggio dell'ambiente: il bambu non è solamente una pianta molto resistente, ma è anche quella con la crescita più rapida al mondo - oltre un metro al giorno nelle regioni tropicali - fattore che riduce di fatto il problema delle deforestazioni. Denominato anche "acciaio naturale", risulta al tatto fresco d'estate e caldo d'inverno.

LINOLEUM


available sizes *formato disponibile* 600 x 600 mm
 thickness *spessore* 2,0 / 2,5 / 3,2 mm



amber



applegreen



begonia




camel




charcoal




coral



corn



durango



granata



graphite




grass



hyacinth



mint



navy




ocean




pale pink



pebble




salmon




silk




storm



terracotta



tiger eye



travertine



white



willow green

The linoleum tiles used from CBI Europe are all original Tarkett. I linoleum utilizzati da CBI Europe sono tutti originali Tarkett. Other types of linoleum, available on request. Altri tipi di linoleum disponibili a richiesta.

ANTISTATIC HPL - STANDARD

available sizes *formato disponibile* 600 x 600 mm

thickness *spessore* 0,9 mm · other thickness on request *altri spessori a richiesta*



577 grey · grigio



576 ivory · avorio



1666 beech · faggio



1611 maple · acero




1329 doussié · doussié



650 oak texas · rovere texas



2810 cement _ cemento



616 walnut sabec · noce sabec



1385 ash white · bianco cenere



1661 oak · rovere montano



671 rustic beech · faggio rustico



548 rocks · piacentina



546 rocks · tivoli

Other types of antistatic HPL available on request *Altri tipi di laminato antistatico disponibili a richiesta*

The standard coverings used are all original Abet Walkprint finishing type SEI. *I rivestimenti standard utilizzati sono tutti originali Abet Walkprint finitura SEI.*

ANTISTATIC PVC - MIPOLAM CLASSIC

available sizes *formato disponibile* 600 x 600 mm

thickness *spessore* 2,0 mm



0003 ivory




0010 azure



0120 borneo



0108 pepper



0002 platinum

Total Thickness	EN ISO 24346 (EN 428)	mm	2.0
Weight	EN ISO 23997 (EN 430)	g/sq.m	3300
Width/Length of Sheet	EN ISO 24341 (EN 426)	cm/lm	200/20
Tile size	EN ISO 24342 (EN 427)	mm	300 x 300* / 608 x 608
Number of tiles per package	-	-	50/20
classification			
Norm/Product Specification	-	-	EN ISO 10581 (EN 649)
European classification	EN ISO 10874 (EN 685)	class	34-43
Fire rating	EN 13 501-1	class	Bfl-s1
Static electrical propensity	EN 1815	kV	< 2
performance			
Wear resistance	EN 660.2	mm ³	7.5
Wear Group	NF 189	group	M
Type Binder content	EN ISO 10581	type	II
Dimensional stability	EN ISO 23999 (EN 434)	%	sheet 0.40 tile 0.25
Residual indentation	EN ISO 24343-1 (EN 433)	mm	0.03
Castor Chair test (type W)	ISO 4918 (EN 425)	-	OK
Thermal Conductivity	EN ISO 10456 (EN 12524)	W/(m.K)	0.25
Colour Fastness	EN 20 105-B 02	degree	6
Surface Treatment	-	-	PUR
Chemical Products fastness	EN ISO 26987 (EN 423)	class	OK
environment / indoor air quality			
TVOC after 28 days	ISO 16000-6	µg/ m ³	< 10

CE marking



EN 14 041


-



*upon special request

DISSIPATIVE FLOORING - MIPOLAM ROBUST EL7 STATIC

available sizes *formato disponibile* 600 x 600 mm
 thickness *spessore* 2,0 mm



0002 platinum **0003 ivory** **0005 steel** **0013 pewter** **0112 storm** **0306 green**

Total Thickness	EN ISO 24346 (EN 428)	mm	2.0
Weight	EN ISO 23997 (EN 430)	g/sq.m	3300
Width/Length of Sheet	EN ISO 24341 (EN 426)	cm/lm	200/20
Tile size	EN ISO 24342 (EN 427)	mm	608 x 608
Number of tiles per package	-	-	20
classification			
Norm/Product Specification	-	-	EN ISO 10581 (EN 649)
European classification	EN ISO 10874 (EN 685)	class	34-43
Fire rating	EN 13 501-1	class	Bfl-s1
Electrical resistance (1)	EN 1081	Ohm	106 R t 10 8
Static electrical propensity	EN 1815	kV	< 2
performance			
Wear resistance	EN 660.2	mm ³	< 7.5
Wear Group	NF 189	group	M
Type Binder content	EN ISO 10581	type	II
Dimensional stability	EN ISO 23999 (EN 434)	%	sheet 0.40 tile 0.25
Residual indentation	EN ISO 24343-1 (EN 433)	mm	0.03
Castor Chair test (type W)	ISO 4918 (EN 425)	-	OK
Thermal Conductivity	EN ISO 10456 (EN 12524)	W/(m.K)	0.25
Colour Fastness	EN 20 105-B 02	degree	6
Surface Treatment	-	-	PUR
Chemical Products fastness	EN ISO 26987 (EN 423)	class	OK
environment / indoor air quality			
TVOC after 28 days	ISO 16000-6	µg/ m ³	< 10
ce marking			




EN 14 041



(1) Measured before installation

CONDUCTIVE PVC - MIPOLAM TECHNIC EL5

available sizes *formato disponibile* 600 x 600 mm
 thickness *spessore* 0,9 mm · other thickness on request *altri spessori a richiesta*



0635 white **0636 grey** **0637 light blue** **0638 blue** **0639 green** **0640 beige**

Total Thickness	EN ISO 24346 (EN 428)	mm	2.0
	ASTM F386-02	inch	0.08
Weight	EN ISO 23997 (EN 430)	g/m ²	3800
Tile size	EN ISO 24342 (EN 427)	mm	608 x 608
Number of tiles per package	-	-	20
classification			
Standard/Product Specification	-	-	EN ISO 10581 (EN 649)
European classification	EN ISO 10874 (EN 685)	class	34-43
Fire rating	EN 13 501-1	class	Bfl-s1
	EN 1081	Ohm	106 < Rt < 10 8
Electrical resistance (1)	IEC 61340 - 4 - 1	Ohm	< 10 9
	ANSI / ESD STM 7.1	Ohm	< 10 9
Static electrical propensity	EN 1815	kV	< 2
	IEC 61340 - 4 - 1	V	< 100 (2)
Protection against electrostatic discharges	ESD S20.20	-	OK
performance	IEC 61340 - 5 - 1	-	OK
Wear resistance	EN 660.2	mm ³	< 4.0
Wear Group	NF 189	group	P
Type Binder content	EN ISO 10581	type	II
Dimensional stability	EN ISO 23999 (EN 434)	%	< 0.25
Residual indentation	EN ISO 24343-1 (EN 433)	mm	0.03
Castor Chair test (type W)	ISO 4918 (EN 425)	-	OK
Thermal Conductivity	EN ISO 10456 (EN 12524)	W/(m.K)	0.25
Colour Fastness	EN 20 105-B 02	degree	> 6
Chemical Products fastness	EN ISO 26987 (EN 423)	class	OK
environment / indoor air quality			
TVOC after 28 days	ISO 16000-6	µg/ m ³	< 10
ce marking			



EN 14 041

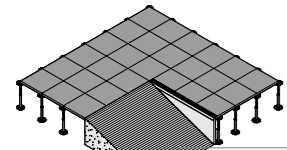


(1) Measured before installation

(2) Measured with ESD shoes (ABEBA and Uvex)

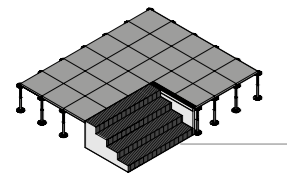
ACCESSORIES
ACCESSORI

RAMPS AND CONNECTION STEPS *RAMPE E GRADINI DI COLLEGAMENTO*



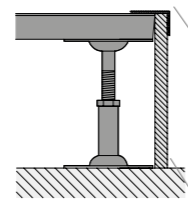
*mdf, connection step with anti-slip black rubber
*rampa di collegamento in mdf con gomma millerighe antiscivolo

R/RAC



*mdf, connection step with anti-slip black rubber
*rampa di collegamento in mdf con gomma millerighe antiscivolo

G/Gan



A/ALL
extruded aluminium molding
angolare antiscivolo in alluminio
L 3400 x 40 x 25 mm

● 436 grey

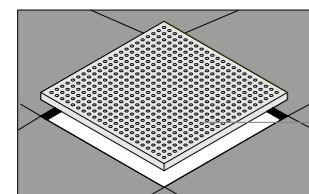
FTN/12
vertical upstand
fascia di tamponamento verticale
thickness 12 mm

● 436 grey ● 421 black

○ 422 white


*other ramp finishes available on request: HPL, PVC, linoleum • *altre finiture rampa disponibili su richiesta: HPL laminato, PVC vinile, linoleum

PERFORATED PANEL *PANNELLO FORATO*



perforated panel for ventilation
pannello forato per areazione

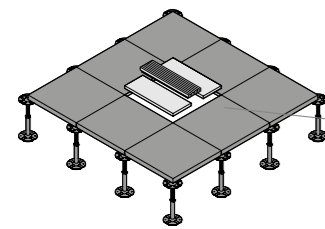
AF1
AF2



AF1
AF2


600 x 600 mm
AF1 holes ϕ 8 mm S=1.45 dm² -20%
/ holes ϕ 10 mm S=2.26 dm² -15%
AF2 holes ϕ 8 mm S=2.72 dm² -20%
/ holes ϕ 10 mm S=4.27 dm² -15%

ALUMINIUM VENTILATION GRID *GRIGLIA DI VENTILAZIONE*



aluminium ventilation grid
with dumper for air regulation
griglia di ventilazione comprensiva
di dispositivo taratura del flusso

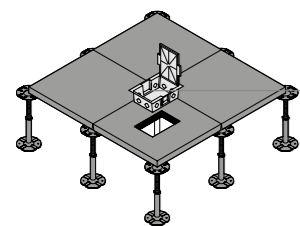
GRS/150
GRS/300
GRS/600



GRS/150
GRS/300
GRS/600

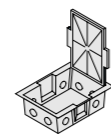
600 x 150/300/600 mm

ELECTRICAL OUTLET BOX *TORRETTA A SCOMPARSA*



electrical outlet box
torretta a scomparsa
per impianto elettrico

TS/8

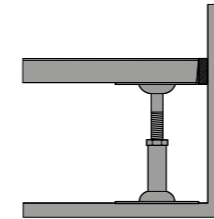


TS/8

*electrical outlet box, 8 partitions
*torretta a scomparsa per impianto elettrico, 8 moduli

*available on request 16 modules version
*disponibile su richiesta versione 16 moduli

PERIMETRAL GASKET FOR FIXING *GUARNIZIONE PERIMETRALE ADESIVA*



*perimetral gasket for fixing
*guarnizione perimetrale adesiva

X105

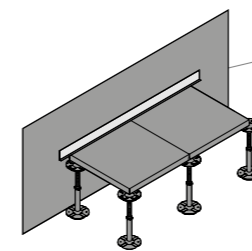


X105/30
X105/40

X105/30 : 5x30 mm lenght 28 ml/rool
X105/40 : 5x40 mm lenght 28 ml/rool

*one-component polyuretane based foam available on request instead of the perimetral seal
*in sostituzione della guarnizione perimetrale, è disponibile su richiesta schiuma poliuretana monocomponente

SKIRTING *BATTISCOPIA*

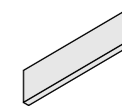


perimeter skirting
battiscopa perimetrale

BT/PVC

○ 422 white ● 436 grey

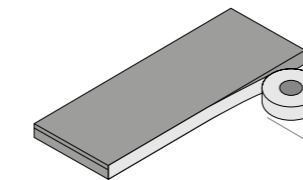
● 421 black



BT/PVC

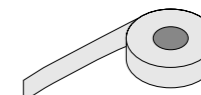
60/80 x 5 x 3000 mm

SELF-ADHESIVE ALUMINIUM *ADESIVO IN ALLUMINIO*



self-adhesive aluminium tape
euro class A1 incombustibile
adesivo in alluminio
euro classe A1 incombustibile

SA/ALL
SA/ALL.1

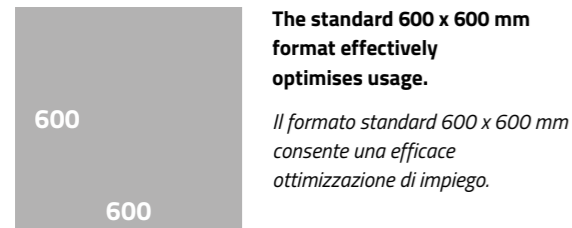


SA/ALL/30
SA/ALL/40

SA/ALL/30 : 30 mm - lenght 50 ml/rool
SA/ALL/40 : 40 mm - lenght 50 ml/rool

MODULARITY MODULARITÀ

PANEL PANNELLO



INCIDENCE INCIDENZA

surface superficie	panel pannello	pedestal piedino	stringer traversa
25 mq	3,3	4,0 pz/mq	7,2 pz/mq
50 mq	3,3	3,5 pz/mq	6,4 pz/mq
100 mq	3,3	3,3 pz/mq	6,2 pz/mq
200 mq	3,3	3,2 pz/mq	6,1 pz/mq
400 mq	3,3	3,2 pz/mq	5,9 pz/mq
1000 mq	3,3	2,8 pz/mq	5,6 pz/mq

The average incidence is theoretic. It changes according to the dimension and shape of the space.

Le incidenze riportate sono teoriche in quanto variano in relazione alle dimensioni ed alla conformazione dei locali.

PACKAGING IMBALLO

pedestal piedino

CBIF12	height	CBIF16	height	CR	height			
		CBIO1F16	26/35 mm	80	CR00F16	120/200 mm	50	
		CBIO2F16	32/48 mm	80	CR01F16	200/350 mm	30	
CBIO3F12	45/65 mm	75	CBIO3F16	45/65 mm	75	CR02F16	350/550 mm	30
CBIO4F12	61/90 mm	60	CBIO4F16	61/90 mm	60	CR03F18	550/800 mm	15
CBIO5F12	83/130 mm	55	CBIO5F16	83/130 mm	55	CR04F20	800/1050 mm	15
CBIO6F12	120/200 mm	50	CBIO6F16	120/200 mm	50	CR05F20	1050/1300 mm	10
CBIO7F12	170/290 mm	40	CBIO7F16	170/290 mm	40			
			CBIO8F16	250/390 mm	30			
			CBIO9F16	350/490 mm	20			
			CBIO10F16	450/650 mm	20			

Pedestal for the IF / IF Plus system are sold individually.

I piedini del sistema IF / IF Plus sono venduti al pezzo.

RECOMMENDATIONS FOR INSTALLATION RACCOMANDAZIONI PER L'INSTALLAZIONE

CARE AND INSTALLATION

Premises where the floor is stored or installed must have a dry climate and completed window and floor frames; the temperature must be maintained between 5 and 35 °C and the humidity between 40% and 75%.

The floor should be installed 60 days after the concrete casting and 30 days from completion of internal finishings.

The foundation must be dry, smooth and clean; if a slab is used it is advisable to adopt a selflevelling floor foundation. It is advisable to treat the floor foundation with an anti-dust paint.

The distribution of the equipment must observe the technical requirements of the floor.

The floor has to be installed only after completion of internal equipment and finishing. Only the installer can walk on the floor during installation. As soon as installation is completed and before any other application is made, the floor has to be tested.

USE AND MAINTENANCE

When moving considerable loads over the floor, use trolleys and non-flexible panels between the floor and the wheels.

When laying or removing the panels, use suitable tools.

Do not damage or move the gasket of the pede-stals and of the stringers. Removed panels must be mounted again in the original position.

For any intervention remove the fewer panels than possible. Floor can be cleaned with a damp cloth; do not use water or cleaning agents directly and be careful when near an electric cable system. Do not wash plenum with water.

Do not use alkaline detergents, soda, soaps, solvents, pumice, sandpaper, and any kind of abrasive.

Before waxing the floor, make preliminary test on a limited floor surface. If the floor has particular electrical characteristics, use an electrical compatible wax.

CUSTODIA E INSTALLAZIONE

I locali in cui dovrà essere immagazzinato o installato il pavimento sopraelevato, dovranno essere asciutti e con serramenti completati; la temperatura dovrà essere compresa tra i 5 e i 35 °C e l'umidità relativa tra il 40 ed il 75%. Prima di installare il pavimento le opere murarie dovranno essere terminate da almeno 60 giorni e le opere di finitura a umido da almeno 30 giorni.

Il sottofondo dovrà essere asciutto, liscio e pulito; in caso di soletta a getto è consigliabile prevedere l'adozione di un sottofondo autolivellante. È consigliabile un trattamento di verniciatura antipolvere del sottofondo. La distribuzione degli impianti dovrà rispettare la modularità del pavimento sopraelevato e dovrà tenere conto degli ingombri dello stesso. Il montaggio del pavimento sopraelevato dovrà essere effettuato solo quando saranno completati tutti gli impianti e le finiture interne.

Nessuno, a eccezione degli installatori, dovrà camminare sopra il pavimento durante il montaggio.

Il pavimento sopraelevato dovrà essere collaudato e consegnato non appena ultimata l'installazione, prima dell'applicazione di eventuali cere protettive e dell'intervento degli impiantisti.

Il pavimento sopraelevato dovrà essere collaudato e consegnato non appena ultimata l'installazione, prima dell'applicazione di eventuali cere protettive e dell'intervento degli impiantisti.

USO E MANUTENZIONE

Utilizzare sempre carrelli per spostare carichi notevoli al di sopra del pavimento, interponendo tra le ruote ed il piano di calpestio dei pannelli rigidi al fine di ripartire i carichi. La rimozione e la posa dei pannelli deve essere eseguita utilizzando tassativamente gli appositi attrezzi di sollevamento. Fare attenzione a non danneggiare o spostare le guarnizioni di tenuta dei piedini e delle traverse; in caso di danneggiamento provvedere alla sostituzione. I pannelli rimossi dovranno essere ricollocati nella posizione originaria.

Dovendo smontare diversi pannelli, evitare la formazione di "isole" o "canali" togliendo solo la minima quantità necessaria all'intervento. Per la pulizia non usare acqua o detergenti liquidi direttamente sul pavimento sopraelevato; utilizzare panni inumiditi e ben strizzati e porre molta attenzione nelle vicinanze dei sistemi di distribuzione elettrica; non usare acqua per la pulizia del plenum.

Non usare detersivi alcalini, soda, saponi, solventi, pomice, carta vetrata ed abrasivi vari.

Dovendo cerare il pavimento, è consigliabile eseguire una prova preliminare su una porzione limitata dello stesso.

Nel caso debba essere cerato un pavimento con particolari caratteristiche elettriche, utilizzare cere elettricamente compatibili.

airports
facilities
stations
shopping malls
hospitals
schools
banks
offices
shops
indoor & outdoor

**Metal ceilings & coverings:
technical perfection,
100% made in Italy.**

These metal systems for suspended ceilings and wall coverings are made by CBI Europe, a leading manufacturer with an output of over five million square metres a year. The result of over 35 years of installation experience in 70 countries around the world, these systems represent the most advanced solution currently available for all types of architectural requirement, and perfectly integrate safety, functionality and style.

WHERE large public spaces (halls, shopping centres, airports, banks, etc.), offices, corridors, sterile environments (operating theatres, canteens, hospitals, etc.), outdoors and indoors.

HOW by using technically advanced, easily accessible and inspectable structures, tiles strips and grilles in a wide range of types and finishes, and in standard or custom sizes, all fully integratable with CBI Europe's radiating systems.

WHY Because they are versatile, functional, long lasting and easy to install: a perfect combination of technology and design that guarantees hygiene and strength.

**Controsoffitti
e rivestimenti metallici:
la tecnologia perfetta,
100% made in Italy.**

Sistemi per controsoffitti e rivestimenti metallici di CBI Europe, leader con una produzione di oltre 5.000.000 di m² ogni anno: il risultato di un'esperienza di oltre 35 anni con realizzazioni in 70 paesi nel mondo, la soluzione più avanzata per ogni tipo di necessità progettuale integrando perfettamente sicurezza, funzionalità ed estetica.

DOVE grandi spazi pubblici (hall, centri commerciali, aeroporti, banche, etc), uffici, corridoi, ambienti sterili (sale operatorie, mense, ospedali, etc), all'aperto o all'interno.

COME con strutture tecnologicamente avanzate, accessibili ed ispezionabili in varie tipologie e finiture con dimensioni su misura o standard, integrabili con i sistemi radianti CBI Europe.

PERCHÉ versatili, funzionali, durevoli, facili da installare: un perfetto connubio di tecnologia e design, garantiscono igienicità e resistenza.

**CBI Europe
has launched
a new internal
powder paint
line, with
a daily
production
capacity
of 1200 sqm.**



Powder Coating tiles is Performance Coating tiles

Powder Coating, verniciatura ad alte prestazioni

Powder coating creates a host of benefits that will enhance your experience with metal ceiling tiles.

Powder coating refers to a particular method of applying finish to metal ceiling tiles. More specifically, it's a dry finishing process where particles are electrostatically charged before being sprayed onto metal. It's this electrical charge that allows the particles to adhere to the metal and create a solid final coating. Metal tiles will appear more polished and durable.

DURABILITY. Powder coating provides a color-durable finish. This makes the tiles more resistant to aging, scratching, chipping, and other wear and tear patterns.

ECOFRIENDLY. Powder coating is an extremely safe process, also safe for the environment, without release pollutants which poison the atmosphere and bad for human.

PROFESSIONAL LOOK. Installing metal ceiling tiles with Powder Coating finish into buildings, creates a professional look that enhances the feeling that the tiles embody. It's an appearance that can only be achieved through a powder-coated finish.

WEATHER RESISTANCE. Metal ceiling tiles can rust and face the effects of weather and natural wear. By protecting metal tiles with powder coating, we can make them as resistant as possible.

BETTER ROI. When you invest in powder coating for your metal ceiling tiles, the tiles will last longer and look better than they otherwise would have. This results getting the most out of monetary investment in the ceiling application and renovation.

With so many benefits that come with powder coating your metal ceiling tiles, what are you waiting for? You deserve a professional finish for your ceiling today!

**DURABLE
UNIFORM
ATTRACTIVE
HIGH-QUALITY FINISH**

**FINITURA DI ALTA QUALITÀ
DUREVOLE
UNIFORME
ATTRATTIVA**

Il rivestimento in polvere Powder Coating porta una serie di vantaggi migliorativi sia estetici che funzionali nella realizzazione e l'uso di controsoffitti e rivestimenti metallici. È una tecnologia avanzata di verniciatura nella quale CBI Europe ha investito per i propri prodotti in metallo.

Nello specifico, consiste in un processo di finitura a secco in cui le particelle di colore vengono caricate elettrostaticamente prima di essere spruzzate sulle piastrelle metalliche. È questa carica elettrica che permette alle particelle di aderire alle piastrelle metalliche e creare un rivestimento finale solido, durevole, esteticamente più uniforme e piacevole alla vista

DURATA. *La finitura delle superfici con questa tecnologia è estremamente durevole. Questo rende le piastrelle più resistenti all'invecchiamento, graffio, scheggiatura, e altri segni di usura.*

ECOFRIENDLY. *Il rivestimento in polvere è un processo estremamente sicuro anche per l'ambiente, senza inquinanti di rilascio dannosi per l'atmosfera e per l'uomo.*

LOOK. *Il controsoffitto o il rivestimento in metallo con finitura Powder Coating hanno un aspetto uniforme ed esteticamente piacevole, che può essere raggiunto solo con questo tipo di tecnologia.*

RESISTENTE. *Proteggendo le superfici metalliche con questa tecnologia di rivestimento si rendono più resistenti agli agenti atmosferici e all'usura naturale del tempo.*

MIGLIORE ROI. *Si prolunga il tempo di vita dei materiali e si riduce la necessità di manutenzione, ottimizzando l'investimento economico.*

*Con così tanti benefici, che cosa stai aspettando?
Ti meriti una finitura professionale per il tuo soffitto oggi!*

**A perfect
combination
of technology
and
design:
versatile,
functional,
& easy
to install.**

METAL SYSTEMS



standard metal tiles
plafoni metallici standard



custom metal tiles
plafoni metallici-su misura



linear stripes
doghe lineari



open cell
grigliati



special panels
pannelli speciali



100% 100% INSPECTABILITY
100% ISPEZIONABILE

EXPO 100 SYSTEM PLAIN · MSPAOOV
CPF Costruzioni SPA · Florence, Italy

PLAFONI METALLICI METAL TILES

Ceilings Controsoffitti

CBI Europe's Metal Tiles aluminium and steel panel systems are ideal for all types of environment thanks to their superbly versatile architectural elements. Ease of installation and inspection and sound absorption combine with a vast range of possible configurations and accessories, including lighting units and air conditioning vents. These long-lasting suspended ceilings and wall coverings are non-toxic, humidity resistant and finished in fungicidal and bactericidal paint. They are therefore ideal for use in sterile environments like canteens and hospitals.

Con pannelli in alluminio o in acciaio, i sistemi Metal Tiles CBI Europe si inseriscono in ogni tipologia di ambiente grazie ad elementi architettonici di grande versatilità. Facilità di posa, ispezionabilità, fonoassorbenza si uniscono alle molteplici possibilità di configurazione e integrazione con accessori come corpi illuminanti o bocchette dei sistemi di condizionamento. Controsoffitti e rivestimenti durevoli, privi di materiali tossici, resistenti all'umidità, utilizzabili anche in ambienti sterili come mense e ospedali, rifiniti con vernici fungicide e antibatteriche.



EUROCLASS
A1



POINTS LEED CERTIFICATION
PUNTEGGIO LEED



STANDARD & CUSTOM
STANDARD O SU MISURA



LIGHT WEIGHT
LEGGEREZZA



INSPECTABLE
ISPEZIONABILE



QUICK INSTALLATION
INSTALLAZIONE RAPIDA



ACOUSTIC ABSORPTION
FONOASSORBENZA



EXTENDED
WORKING LIFE
DURABILITÀ



EXPO 100 SYSTEM · REVEAL MSRA29S
International Airport Tunis Carthage

METAL

WOOD

PARTITIONS



STANDARD & CUSTOM
STANDARD O SU MISURA

• limitless customisation

Standard formats and customer-specified sizes, a choice of thicknesses, and a wide range of colours and perforation patterns enable interior designers to choose exactly the right products to achieve the aesthetic and acoustic results they desire in all environments.

• personalizzazione senza limiti

Formato standard o in dimensioni a richiesta del committente, spessori diversi, un'ampia gamma di colori e di forature offrono al progettista la possibilità di scegliere al meglio in funzione delle esigenze estetiche ed acustiche di ogni ambiente.

DOWN CLIP 200 SYSTEM • MS200AS
Elica headquarters • Fabriano, Italy



ACOUSTIC ABSORPTION
FONOASSORBENZA

Sound absorption properties vary from one type of panel and strip to another, depending on the characteristics of the perforations. Special perforations can be produced to order.

Alle diverse tipologie di pannello e di doga, ed in funzione della foratura, corrispondono differenti proprietà di assorbimento acustico. Eventuali perforazioni speciali possono essere fornite su richiesta.

Roccheggiani Head Quarter · Camerano, Italy




METAL TILES · COVERINGS SYSTEM
New line 9 metro · Barcelona, Spain

Wall coverings *Rivestimenti a parete*

CBI Europe's wall covering systems are designed to create continuity in appearance and functionality between ceiling and walls, and are characterised by ease of installation and excellent sound absorbing performance. CBI Europe wall panels can be used on all types of wall, and effectively reduce building delivery times while improving inspectability and the integration of advanced climate control systems.

I sistemi di rivestimento CBI Europe, progettati per consentire la continuità estetica e funzionale tra controsoffitto e parete, sono caratterizzati da semplicità di installazione e ottima performance fonoassorbente. Possono essere utilizzati in ogni tipo di realizzazione, consentendo di velocizzare i tempi di consegna degli edifici, l'ispezionabilità degli impianti, l'integrazione con sistemi avanzati di climatizzazione.



Coverings system > 3.500 smq Aquatics Center · Baku, Azerbaijan · designed by Pujol Arquitectura Barcelona



EUROCLASS
A1



POINTS LEED CERTIFICATION
PUNTEGGIO LEED



STANDARD & CUSTOM
STANDARD O SU MISURA



LIGHT WEIGHT
LEGGEREZZA



INSPECTABLE
ISPEZIONABILE



QUICK INSTALLATION
INSTALLAZIONE RAPIDA



ACOUSTIC ABSORPTION
FONOASSORBENZA



EXTENDED
WORKING LIFE
DURABILITÀ



DOGHE LINEARI
LINEAR STRIPS

Indoor linear strips
Doghe lineari per interni

CBI Europe's Linear Strips suspended ceiling system is the perfect solution for civil and industrial buildings. These highly functional architectural elements combine thermal and acoustic insulation with the ability to integrate ventilation, lighting and security systems. The fully inspectable strips come in various modular types and designs to allow the suspended ceiling to adapt to all spaces and layouts.

Il sistema di doghe lineari Linear Strips è la soluzione ideale per l'impiego in costruzioni civili o industriali dove la funzione di elemento architettonico si unisce alle necessità di isolamento termico e acustico e all'integrazione con i sistemi di ventilazione, illuminazione e sicurezza. 100% ispezionabili, sono disponibili in diverse tipologie e possibilità di modulazione, consentendo di adattare il controsoffitto ad ogni esigenza di spazio o di geometria.



EUROCLASS
A1



POINTS LEED CERTIFICATION
PUNTEGGIO LEED



MOISTURE RESISTANCE
RESISTENZA ALL'UMIDITÀ



LIGHT WEIGHT
LEGGEREZZA



INSPECTABLE
ISPEZIONABILE



QUICK INSTALLATION
INSTALLAZIONE RAPIDA



ACOUSTIC ABSORPTION
FONOASSORBENZA



EXTENDED WORKING LIFE
DURABILITÀ



Baffle linear strips system › custom made panels Acquatic Palace › Baku, Azerbaijan

BAFFLE LINEAR STRIPS SYSTEM 40/150 RAL 1035
Forest Office City › Debrecen, Hungary



VERTICAL STRIPS 200 mm
New line 9 metro · Barcelona, Spain

METAL

WOOD

PARTITIONS



Baffle linear strips system
40/150 ral 1035
Forest Office City ·
Debrecen, Hungary

Metal curved ceiling multipanel
International Airport ·
Valencia, Spain



An extensive choice of strip types allows designers to achieve a wide range of aesthetic effects, all characterised by easy installation and versatility in adapting to the needs and layout of pre-existing spaces.

L'ampia tipologia di doghe consente di ottenere risultati estetici diversi, caratterizzati da semplicità di montaggio e versatilità nell'adattamento alla configurazione dello spazio esistente.



100%

100% INSPECTABILITY
100% ISPEZIONABILE

• **100% inspectability**

The fully inspectable strips come in various modular types and designs to allow the suspended ceiling to adapt to all spaces and layouts.

• **100% ispezionabile**

Le doghe, totalmente ispezionabili, sono disponibili in diverse tipologie e possibilità di modulazione, consentendo di adattare il controsoffitto ad ogni esigenza di spazio o di geometria.

VERTICAL STRIPS 200 mm WHITE ST200LV
OPEN CELL BLACK OS3
Shopping center Molas · Kaunas, Lithuania

METAL

WOOD

PARTITIONS



GRIGLIATI OPEN CELL

Honeycomb architecture Architettura alveolare

The Open Cell system features fully inspectable 60x60 cm panels with a choice of elements in 6 basic sizes and a range of heights. Elements can be installed in grids of varying size to create a total of 48 different configurations. A choice of 25 colours, combined with easy installation and a high level of safety makes the Open Cell system the perfect complement for all architectural projects. Grid panels can be supplied pre-assembled or to be assembled.

Il sistema Open Cell è composto da pannelli 60x60 cm totalmente ispezionabili, disponibili in 6 misure di base e altezza diverse e modulati in maglie con trame più o meno fitte, per un totale di 48 diverse configurazioni. Disponibili in 25 colori, di semplice installazione ed elevate caratteristiche di sicurezza, sono un perfetto complemento architettonico per ogni tipo di progettazione. Il pannello grigliato può essere fornito assemblato o da assemblare.



EUROCLASS
A1



POINTS LEED CERTIFICATION
PUNTEGGIO LEED



MOISTURE RESISTANCE
RESISTENZA ALL'UMIDITÀ



LIGHT WEIGHT
LEGGEREZZA



100%
INSPECTABLE
ISPEZIONABILE



QUICK INSTALLATION
INSTALLAZIONE RAPIDA



ACOUSTIC ABSORPTION
FONOASSORBENZA



EXTENDED
WORKING LIFE
DURABILITÀ



ACOUSTIC ABSORPTION
FONOASSORBENZA

The spectacular effect of a suspended ceiling with no visible joins, plus effective sound absorption make this system ideal for very large spaces.

Controsoffitti senza soluzione di continuità dal grande effetto scenico, abbinati a una funzione fonoassorbente efficace ideale per gli spazi molto ampi.

Mallorca Hospital · Palma de Mallorca, Spain
OPEN CELL · BASE 9 H 45 , 100 X 100 mm



OPEN CELL BASE 15 H 38 · 150 x 150 mm
International Airport · Riga, Latvia

» Bardmaster 1000 system



Shopping center Molas · Kaunas, Lithuania

The Open Cell system also allows designers to create diffused lighting effects by positioning light sources in the plenum; this also enhances the geometric and chromatic characteristics of the suspended ceiling.

Con Open Cell è possibile creare situazioni di illuminazione diffusa, posizionando le sorgenti luminose nel plenum, valorizzando l'aspetto geometrico e cromatico del controsoffitto.

METAL

WOOD

PARTITIONS



OPEN CELL BASE 15 H 38 · 150 X 150 mm
International Airport · Riga, Latvia

METAL

WOOD

PARTITIONS



**EUROCLASS
A1**

Metal Wood panels can be finished to match existing wood furniture and fittings, including desks, doors and wall claddings, with excellent results in terms of appearance and safety.

Metal Wood consente l'integrazione a finiture in legno già esistenti, siano esse di scrivanie, porte o pareti, con ottimi risultati sia estetici che di sicurezza.

EXPO 100 SYSTEM · METAL WOOD FINISHES
Pineta Hotel · Monsano, Italy

SPECIAL PANELS · PANNELLI SPECIALI **METAL WOOD**

Fireproof metal panels *Legno non legno: pannelli metallici incombustibili*

Unrivalled safety and creativity are the key features of Metal Wood, the most innovative family in the integrated WOOD system. Metal Wood conforms to the strict fire resistance standards for walls and ceilings in escape routes from public buildings and spaces, without restricting the designer's freedom. Metal Wood modular panels are made in A1 class fire-proof metal, and can be painted to reproduce whatever wood or other finish the designer requires. Finishes can even reproduce sample images and decorations.

Sicurezza e creatività ai massimi livelli con Metal Wood, la linea innovativa del sistema integrato WOOD che risponde alle richieste normative previste in caso di allestimento di vie di fuga in luoghi pubblici o spazi collettivi, senza porre limiti all'espressività ed alla progettazione. I pannelli modulari sono realizzati in metallo incombustibile in classe A1, verniciato in modo da riproporre qualsiasi tipologia e finitura di legno o scelta dal progettista, con possibilità di riprodurre anche immagini e decorazioni fornite a campione.



**EUROCLASS
A1**



**POINTS LEED CERTIFICATION
PUNTEGGIO LEED**



**STANDARD & CUSTOM
STANDARD O SU MISURA**



**LIGHT WEIGHT
LEGGEREZZA**



**INSPECTABLE
ISPEZIONABILE**




**QUICK INSTALLATION
INSTALLAZIONE RAPIDA**



**ACOUSTIC ABSORPTION
FONOASSORBENZA**



**EXTENDED
WORKING LIFE
DURABILITÀ**



METAL

WOOD

PARTITIONS



CBI Europe's Metal Tiles Radiant system combines stylish metal panels with all the benefits of radiant technology: elegance, comfort and performance. Thanks to their low thermal inertia, radiant panels reach operating temperature in very short times from system power-on, reduce operating costs and guarantee significant energy savings.

Il sistema Metal Tiles Radiant coniuga l'estetica del pannello metallico con i vantaggi della tecnologia radiante: eleganza, comfort, e performance quali il rapido raggiungimento della temperatura richiesta dall'accensione del sistema (bassa inerzia termica), costi di esercizio contenuti, considerevole risparmio energetico.

SPECIAL PANELS · PANNELLI SPECIALI CLIMA SYSTEM

Radiant ceilings & coverings *Controsoffitti e rivestimenti radianti*

CBI Europe's radiant panel systems are designed for low thermal inertia, and combine energy saving with excellent comfort in both heating and cooling applications. Flexible and versatile, they integrate perfectly with raised floors, panelled walls and false ceilings, and work perfectly with all CBI Europe air conditioning products.

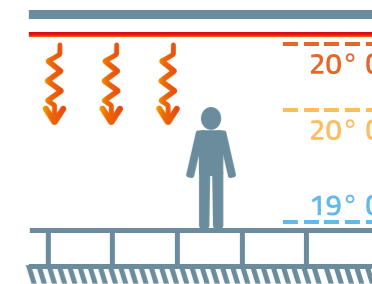
Radiant panels can also be combined with UFAD systems to maximise integration between primary heating and dehumidification systems and summertime cooling systems

I sistemi radianti CBI Europe sono stati progettati secondo un principio di bassa inerzia termica, che unisce il risparmio energetico ad un elevato livello di comfort, per il riscaldamento e il raffreddamento. Flessibili e versatili, si integrano con pavimenti, rivestimenti e controsoffitti, oltre che con tutti gli altri prodotti Air Conditioning CBI Europe.

L'associazione con i sistemi Ufad CBI Europe permette un'ulteriore integrazione impiantistica con il trattamento dell'aria primaria, la deumidificazione ed il raffreddamento.



**INVISIBLE COMFORT
FROM HIGH-TECH SYSTEMS**
*COMFORT INVISIBLE
AD ALTO CONTENUTO TECNOLOGICO*



METAL

WOOD

PARTITIONS



SPECIAL OUTDOOR TILES
CBI Europe · Osimo, Italy

SPECIAL PANELS · PANNELLI SPECIALI

OUTDOOR STRIPS AND TILES

Systems for external wall covering

Sistemi modulari per coperture esterne

CBI Europe's system for outdoor use comprises both wall covering and sun protection elements. This modular system is ideal for use as external wall covering, and combines superb functionality with stylish appearance. Elements are made in pre-painted steel or pre-painted aluminium for maximum weather resistance. Installation is quick and easy thanks to CBI Europe's support structures.

I sistemi per esterni comprendono elementi con funzione di rivestimento o come frangisole. I moduli permettono di realizzare coperture esterne di edifici, abbinando funzionalità e risultato architettonico. Realizzati in alluminio preverniciato o acciaio preverniciato assicurano ottima resistenza agli agenti atmosferici. L'installazione è semplice e veloce, grazie alle strutture di sostegno CBI Europe.



EUROCLASS
A1



POINTS LEED CERTIFICATION
PUNTEGGIO LEED



STANDARD & CUSTOM
STANDARD O SU MISURA



LIGHT WEIGHT
LEGGEREZZA



INSPECTABLE
ISPEZIONABILE



QUICK INSTALLATION
INSTALLAZIONE RAPIDA



ACOUSTIC ABSORPTION
FONOASSORBENZA



EXTENDED
WORKING LIFE
DURABILITÀ



METAL

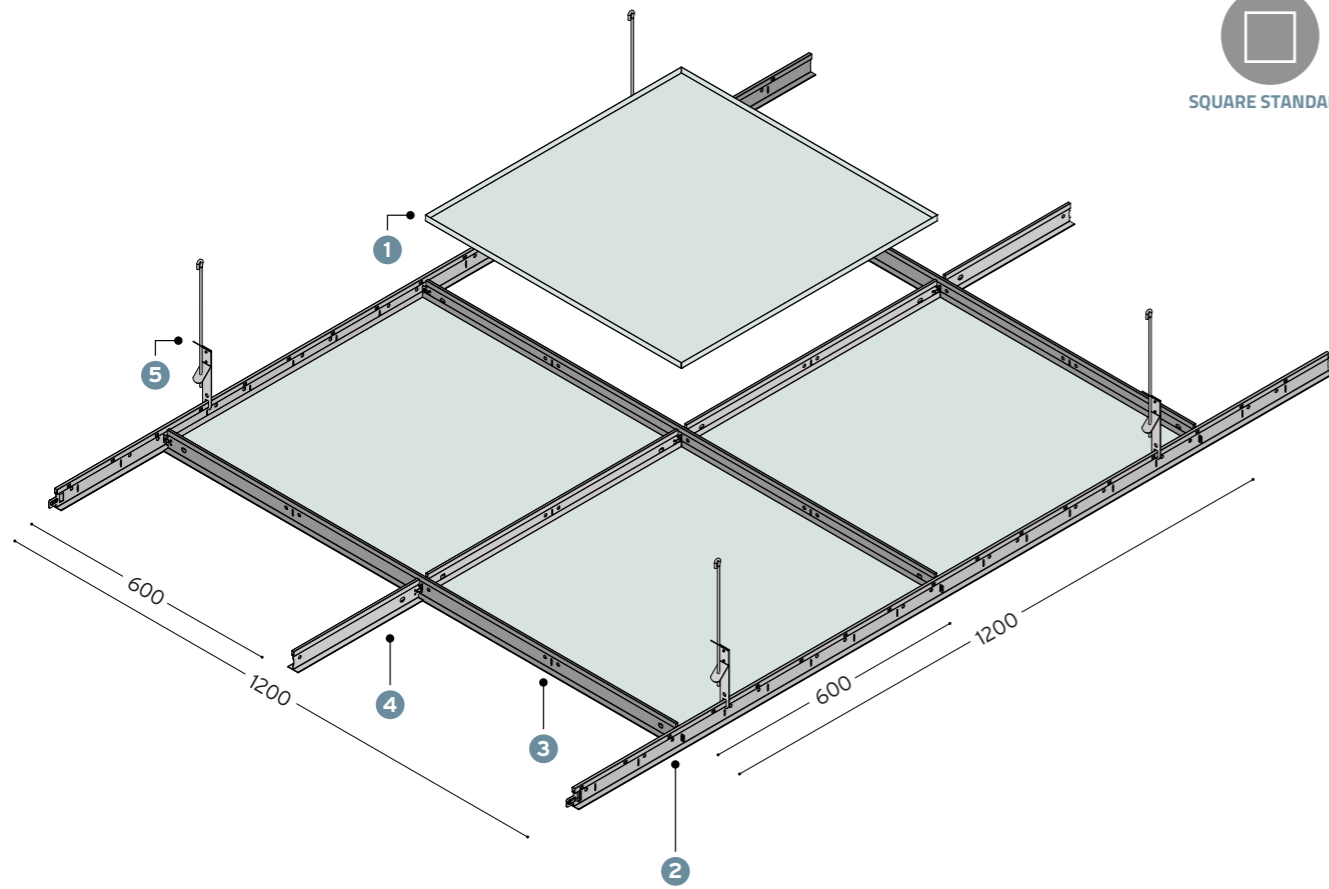
WOOD

PARTITIONS

600x600 EXPO 100 SYSTEM



SQUARE STANDARD



PANEL PANNELLO			
600 x 600 mm	pre-painted aluminium alluminio preverniciato thk sp. 0.5 - 0.6 - 0.7 mm	pre-painted steel acciaio preverniciato thk sp. 0.4 - 0.5 - 0.6 mm	powder coated steel acciaio postverniciato thk sp. 0.5 - 0.6 - 0.7 mm
incidence incidenza: 2.78 pcs/mq			

GRID SYSTEM STRUTTURA					
UNICLICK					
CLICK					
INN					
XLINE					
TRIM	REVEAL	NARROW	PLAIN	XLINE	

TRIM / REVEAL / PLAIN • 24 mm					
1	2	3	4	5	
panel pannello 600x600 mm	PK 3700 main runner profilo portante 24x38x3700 mm 0.83 ml/mq	IKH 1200 cross tee profilo intermedio 24x38x1200 mm 1.67 ml/mq	IKH 0600 cross tee profilo intermedio 24x38x600 mm 0.83 ml/mq	CAR2001 hanger bracket attacco di sospensione 0.8 pcs/mq	

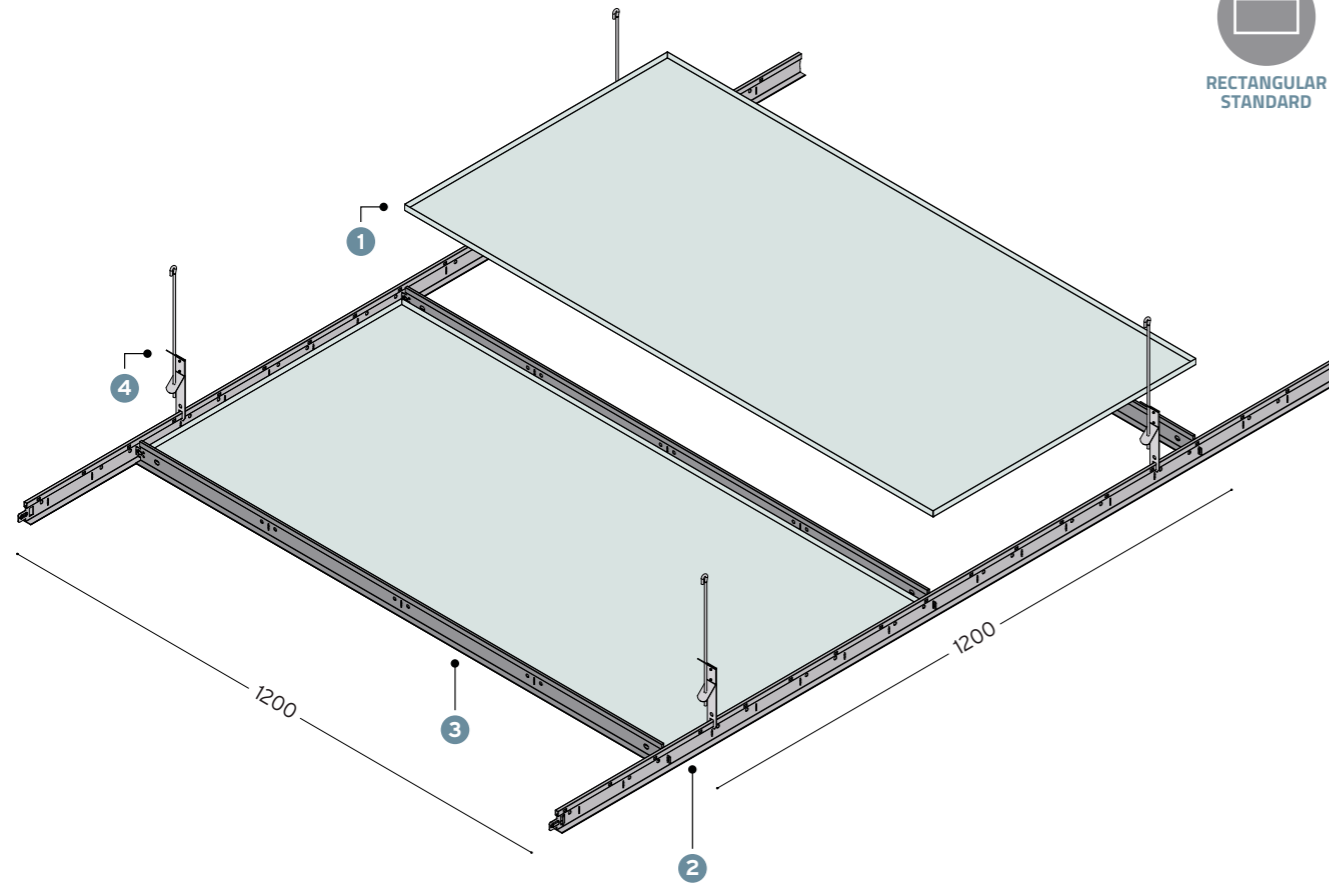
NARROW / PLAIN / XLINE • 15 mm					
1	2	3	4	5	
panel pannello 600x600 mm	PKA 3700 main runner profilo portante 15x38x3700 mm 0.83 ml/mq	IKHA 1200 cross tee profilo intermedio 15x38x1200 mm 1.67 ml/mq	IKHA 0600 cross tee profilo intermedio 15x38x600 mm 0.83 ml/mq	CAR2001 hanger bracket attacco di sospensione 0.8 pcs/mq	

STRUCTURE _ STRUTTURA exposed grid system _ struttura a vista con pannello in appoggio			
TRIM T24	T15	MSTA00V	panel trim edge pannello bordo trim, angolo vivo
			size _ dimensioni 600 x 600 x 12 mm
		pcs_pz: 20	incidence _ incidenza 2.78 pcs/mq
REVEAL T24		MSRA09S	panel reveal edge, 9 mm drop, 3 mm bevel pannello bordo reveal, ribasso 9 mm, angolo smussato 3 mm
			size _ dimensioni 600 x 600 x 9 mm
		pcs_pz: 25	incidence _ incidenza 2.78 pcs/mq
T24		MSRA15S	panel reveal edge, 15 mm drop, 3 mm bevel pannello bordo reveal, ribasso 15 mm, angolo smussato 3 mm
			size _ dimensioni 600 x 600 x 15 mm
		pcs_pz: 20	incidence _ incidenza 2.78 pcs/mq
PLAIN T24	T15	MSPA00V MSPA00W	panel plain edge pannello bordo plain complanare
			size _ dimensioni 600 x 600 x 12 mm
		pcs_pz: 16	incidence _ incidenza 2.78 pcs/mq
NARROW T15		MSNA09S	panel narrow edge, 9 mm drop, 3 mm bevel pannello bordo narrow, ribasso 9 mm, angolo smussato 3 mm
			size _ dimensioni 600 x 600 x 9 mm
		pcs_pz: 25	incidence _ incidenza 2.78 pcs/mq
T15		MSNA15S	square panel narrow edge, 3 mm bevel, 15 mm drop pannello bordo narrow, ribasso 15 mm, angolo smussato 3 mm
			size _ dimensioni 600 x 600 x 15 mm
		pcs_pz: 20	incidence _ incidenza 2.78 pcs/mq
T15		MSNA09V	square panel narrow squared edge, 9 mm drop pannello bordo narrow, ribasso 9 mm, angolo vivo
			size _ dimensioni 600 x 600 x 9 mm
		pcs_pz: 25	incidence _ incidenza 2.78 pcs/mq
XLINE		MSNA09V	square panel narrow squared edge, 9 mm drop pannello bordo narrow, ribasso 9 mm, angolo vivo
			size _ dimensioni 600 x 600 x 9 mm
		pcs_pz: 25	incidence _ incidenza 2.78 pcs/mq

600x1200 EXPO 100 SYSTEM



RECTANGULAR STANDARD



PANEL PANNELLO	pre-painted aluminium alluminio preverniciato thk sp.0.5 - 0.6 - 0.7 mm	pre-painted steel acciaio preverniciato thk sp. 0.5 - 0.6 mm	powder coated steel acciaio postverniciato thk sp. 0.5 - 0.6 - 0.7 mm
600 x 1200 mm	incidenza incidenza: 1.39 pcs/mq		

GRID SYSTEM STRUTTURA	TRIM	REVEAL	NARROW	XLINE
<ul style="list-style-type: none"> UNICLICK CLICK INN XLINE 				

TRIM / REVEAL	2	3	4
panel pannello 600x1200 mm	PK 3700 main runner profilo portante 24x38x3700 mm 0.83 ml/mq	IKH 1200 cross tee profilo intermedio 24x38x1200 mm 1.67 ml/mq	CAR2001 hanger bracket attacco di sospensione 0.8 pcs/mq

NARROW	2	3	4
panel pannello 600x1200 mm	PKA 3700 main runner profilo portante 15x38x3700 mm 0.83 ml/mq	IKHA 1200 cross tee profilo intermedio 15x38x1200 mm 1.67 ml/mq	CAR2001 hanger bracket attacco di sospensione 0.8 pcs/mq

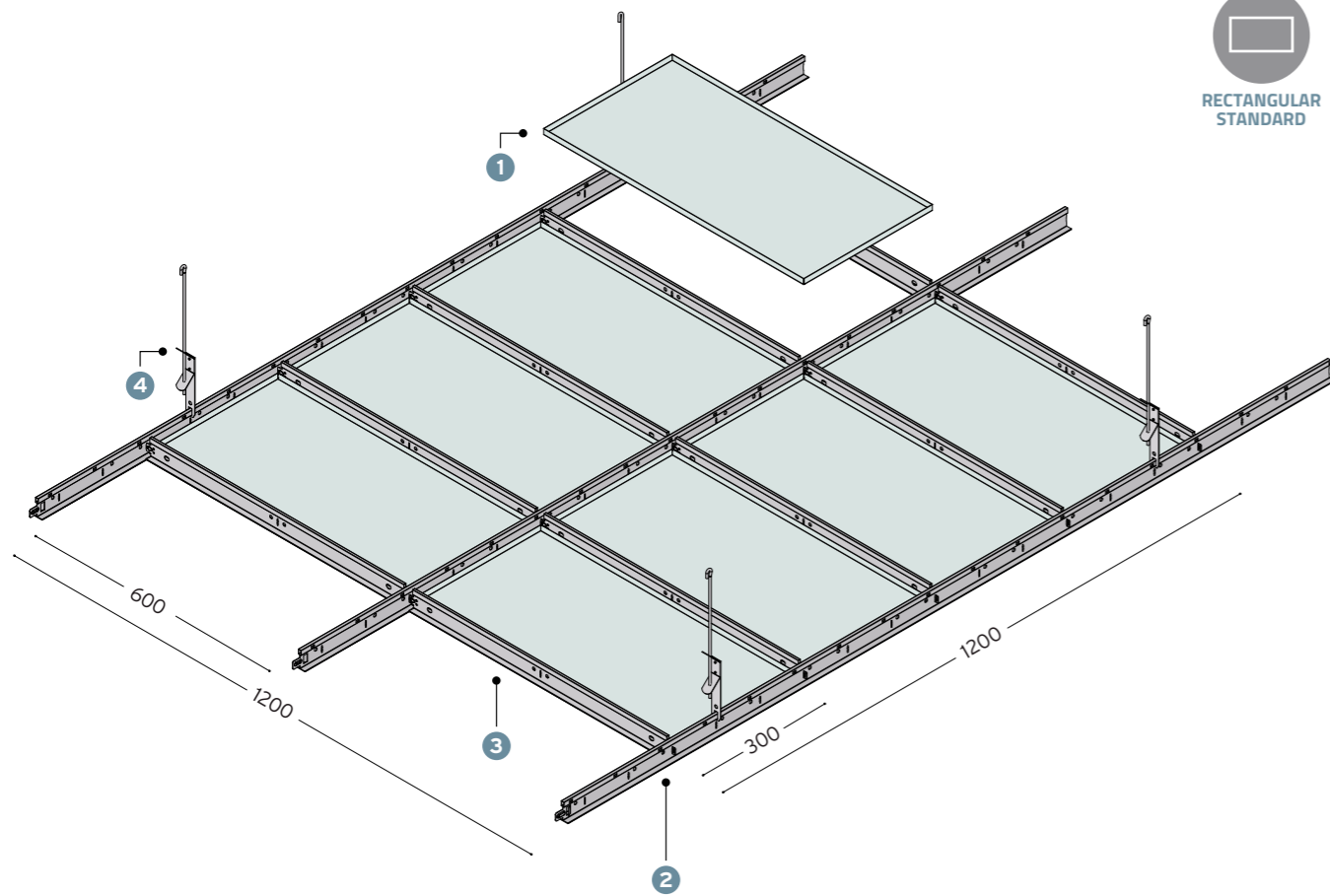
STRUCTURE _ STRUTTURA exposed grid system _ struttura a vista con pannello in appoggio

TRIM T24 	T15 	MSTBOOV pcs_pz: 20	panel trim edge pannello bordo trim, angolo vivo size _ dimensioni 600 x 1200 x 12 mm incidence _ incidenza 1.39 pcs/mq
REVEAL T24 		MSRB09S pcs_pz: 25	panel reveal edge, 9 mm drop, 3 mm bevel pannello bordo reveal, ribasso 9 mm, angolo smussato 3 mm size _ dimensioni 600 x 1200 x 9 mm incidence _ incidenza 1.39 pcs/mq
NARROW T15 		MSNBO9V pcs_pz: 25	square panel narrow squared edge, 9 mm drop pannello bordo narrow, ribasso 9 mm, angolo vivo size _ dimensioni 600 x 1200 x 9 mm incidence _ incidenza 1.39 pcs/mq
XLINE 		MSNBO9V pcs_pz: 25	square panel narrow squared edge, 9 mm drop pannello bordo narrow, ribasso 9 mm, angolo vivo size _ dimensioni 600 x 1200 x 9 mm incidence _ incidenza 1.39 pcs/mq

300x600 EXPO 100 SYSTEM



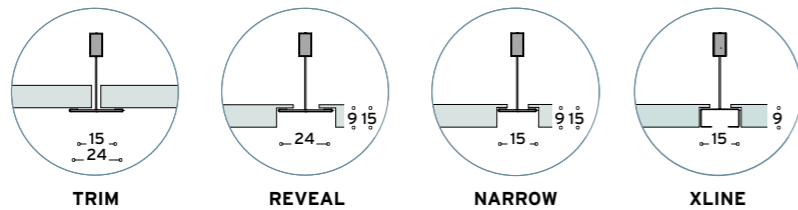
RECTANGULAR STANDARD



PANEL PANNELLO	prepainted aluminium alluminio preverniciato thk sp. 0.5 - 0.6 - 0.7 mm	prepainted steel acciaio preverniciato thk sp. 0.4 - 0.5 - 0.6 mm	powder coated steel acciaio postverniciato thk sp. 0.5 - 0.6 - 0.7 mm
300 x 600 mm			
incidenza incidenza: 5.56 pcs/mq			

GRID SYSTEM STRUTTURA

- > UNICLICK
- > CLICK
- > INN
- > XLINE



TRIM / REVEAL		NARROW	
1	2	3	4
panel pannello 300x600 mm	PKA 3700 main runner profilo portante 24x38x3700 mm 0.83 ml/mq	IKH 0600 cross tee profilo intermedio 24x38x600 mm 3.34 ml/mq	CAR2001 hanger bracket attacco di sospensione 0.8 pcs/mq
1	2	3	4
panel pannello 300x600 mm	PKA 3700 main runner profilo portante 15x38x3700 mm 0.83 ml/mq	IKH 0600 cross tee profilo intermedio 15x38x1200 mm 3.34 ml/mq	CAR2001 hanger bracket attacco di sospensione 0.8 pcs/mq

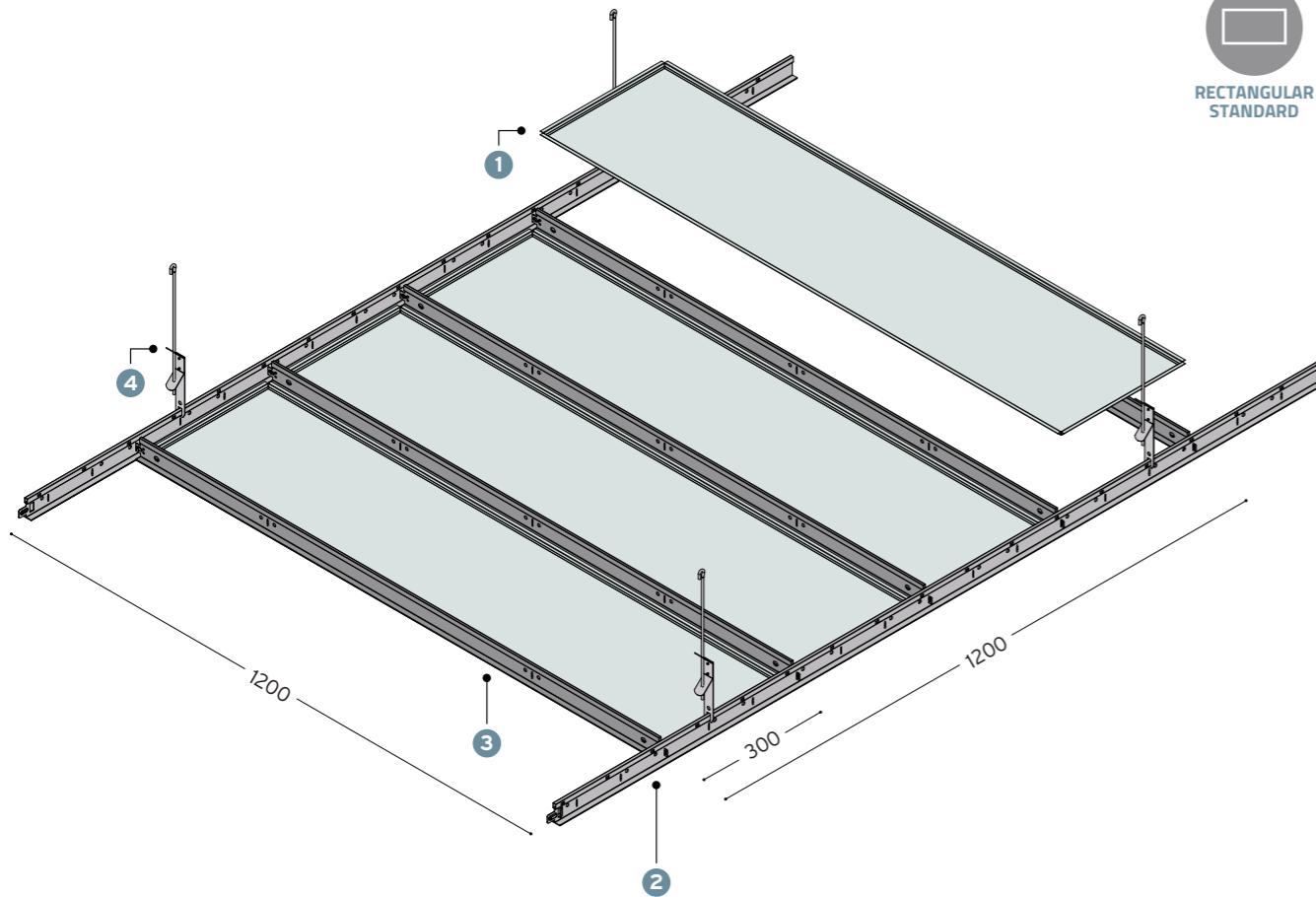
STRUCTURE _ STRUTTURA exposed grid system _ struttura a vista con pannello in appoggio

TRIM T24	T15	MSTC00V	panel trim edge pannello bordo trim, angolo vivo
			size _ dimensioni 300 x 600 x 12 mm
		pcs_pz: 20	incidence _ incidenza 5.56 pcs/mq
REVEAL T24		MSRC09S	panel reveal edge, 9 mm drop, 3 mm bevel pannello bordo reveal, ribasso 9 mm, angolo smussato 3 mm
			size _ dimensioni 300 x 600 x 9 mm
		pcs_pz: 25	incidence _ incidenza 5.56 pcs/mq
NARROW T15		MSNC09V	square panel narrow squared edge, 9 mm drop pannello bordo narrow, ribasso 9 mm, angolo vivo
			size _ dimensioni 300 x 600 x 9 mm
		pcs_pz: 25	incidence _ incidenza 5.56 pcs/mq
XLINE T15		MSNC09V	square panel narrow squared edge, 9 mm drop pannello bordo narrow, ribasso 9 mm, angolo vivo
			size _ dimensioni 300 x 600 x 9 mm
		pcs_pz: 25	incidence _ incidenza 5.56 pcs/mq

300x1200 EXPO 100 SYSTEM



RECTANGULAR STANDARD

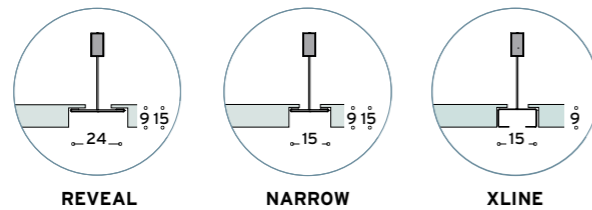


PANEL PANNELLO	prepainted aluminium alluminio preverniciato thk sp. 0.5 - 0.6 - 0.7 mm	prepainted steel acciaio preverniciato thk sp. 0.4 - 0.5 - 0.6 mm	powder coated steel acciaio postverniciato thk sp. 0.5 - 0.6 - 0.7 mm
300 x 1200 mm	incidenza incidenza: 2.78 pcs/mq		

GRID SYSTEM STRUTTURA

UNICLICK

- CLICK
- INN
- XLINE



REVEAL	NARROW	XLINE
1 panel pannello 300x1200 mm	2 PKA 3700 main runner profilo portante 24x38x3700 mm 0.83 ml/mq	3 IKH 1200 cross tee profilo intermedio 24x38x1200 mm 3.34 ml/mq
		4 CAR2001 hanger bracket attacco di sospensione 0.8 pcs/mq

NARROW	XLINE
1 panel pannello 300x1200 mm	2 PKA 3700 main runner profilo portante 24x38x3700 mm 0.83 ml/mq
	3 IKHA 1200 cross tee profilo intermedio 24x38x1200 mm 3.34 ml/mq
	5 CAR2001 hanger bracket attacco di sospensione 0.8 pcs/mq

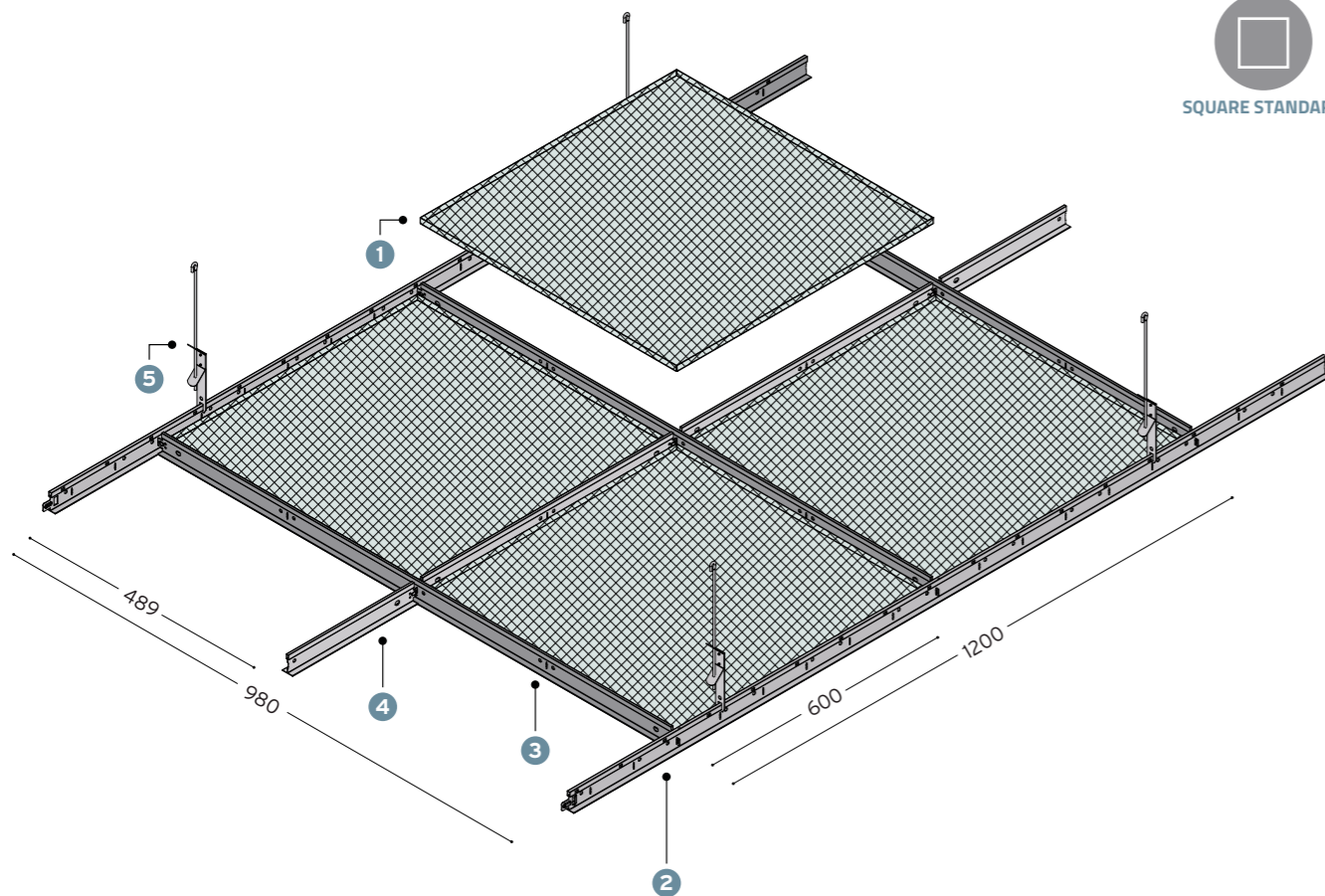
STRUCTURE _ STRUTTURA exposed grid system _ struttura a vista con pannello in appoggio

REVEAL T24 	MSRD09S <p>panel reveal edge, 9 mm drop, 3 mm bevel pannello bordo reveal, ribasso 9 mm, angolo smussato 3 mm</p> <p>size _ dimensioni 300 x 1200 x 9 mm</p> <p>incidence _ incidenza 2.78 pcs/mq</p> <p>pcs_pz: 25</p>
NARROW T15 	MSND09V <p>square panel narrow squared edge, 9 mm drop pannello bordo narrow, ribasso 9 mm, angolo vivo</p> <p>size _ dimensioni 300 x 1200 x 9 mm</p> <p>incidence _ incidenza 2.78 pcs/mq</p> <p>pcs_pz: 25</p>
XLINE 	MSND09V <p>square panel narrow squared edge, 9 mm drop pannello bordo narrow, ribasso 9 mm, angolo vivo</p> <p>size _ dimensioni 300 x 1200 x 9 mm</p> <p>incidence _ incidenza 2.78 pcs/mq</p> <p>pcs_pz: 25</p>

600x600 EXPANDED EXPO 100 SYSTEM



SQUARE STANDARD



PANEL PANNELLO	600 x 600 mm	powder coated steel 1 mm acciaio postverniciato 1 mm	mash 8x6 mm maglia 8x6 mm
incidence incidenza: 2.78 pcs/mq			

GRID SYSTEM STRUTTURA	<ul style="list-style-type: none"> > UNICLICK > CLICK > INN > XLINE 		
	TRIM	REVEAL	NARROW

TRIM / REVEAL	1	2	3	4	5
panel pannello 600x600 mm	PK 3700 main runner profilo portante 24x38x3700 mm 0.83 ml/mq	IKH 1200 cross tee profilo intermedio 24x38x1200 mm 1.67 ml/mq	IKH 0600 cross tee profilo intermedio 24x38x600 mm 0.83 ml/mq	CAR2001 hanger bracket attacco di sospensione 0.8 pcs/mq	

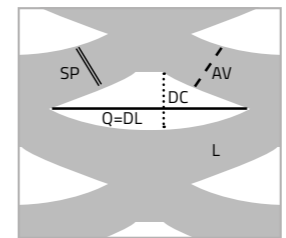
NARROW	1	2	3	4	5
panel pannello 600x600 mm	PKA 3700 main runner profilo portante 15x38x3700 mm 0.83 ml/mq	IKHA 1200 cross tee profilo intermedio 15x38x1200 mm 1.67 ml/mq	IKHA 0600 cross tee profilo intermedio 15x38x600 mm 0.83 ml/mq	CAR2001 hanger bracket attacco di sospensione 0.8 pcs/mq	

STRUCTURE _ STRUTTURA	exposed grid system _ struttura a vista con pannello in appoggio	
TRIM	MSTAO0X	panel trim edge, stretched metal 8x6 mm pannello bordo trim, angolo vivo, lamiera stirata maglia quadrata 8x6 mm
T24	T15	size _ dimensioni 600 x 600 x 12 mm
		incidence _ incidenza 2.78 pcs/mq
		pcs_pz: 20
REVEAL	MSRA09X	panel reveal edge, 9 mm drop, 3 mm bevel, stretched metal 8x6 mm pannello bordo reveal, ribasso 9 mm, angolo smussato 3 mm, lamiera stirata maglia quadrata 8x6 mm
T24		size _ dimensioni 600 x 600 x 9 mm
		incidence _ incidenza 2.78 pcs/mq
		pcs_pz: 25
NARROW	MSNA09X	panel narrow edge, 9 mm drop, 3 mm bevel, stretched metal 8x6 mm pannello bordo narrow, ribasso 9 mm, angolo smussato 3 mm, lamiera stirata maglia quadrata 8x6 mm
T15		size _ dimensioni 600 x 600 x 9 mm
		incidence _ incidenza 2.78 pcs/mq
		pcs_pz: 25

Mash detail > cf. 148 expanded system panels pages _ dettaglio maglia > vedi pagina 148 expanded system panels

DIAMOND CALENDERED MESH MAGLIA ROMBOIDALE CALANDRATA

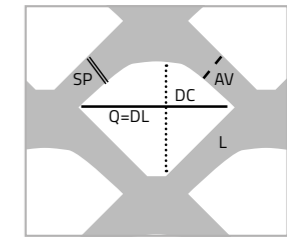
R16



DL = 16 · DC = 8 · AV = 3 · SP = 0,5

SQUARE MESH MAGLIA QUADRATA

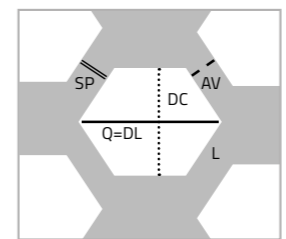
Q8



DL = 8 · DC = 6 · AV = 6 · SP = 1

DIAMOND MESH MAGLIA ROMBOIDALE

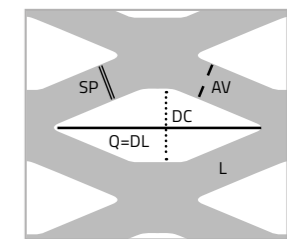

R8



DL = 10 · DC = - · AV = 1,6 · SP = 1

KNITTED MESH MAGLIA TONDA


ST10



DL = 16 · DC = 8 · AV = 2 · SP = 1

FINISHES FINITURE


STEEL ACCIAIO



white · bianco



RAL 9006 silver



RAL 9005 black · nero

POWDER COATED



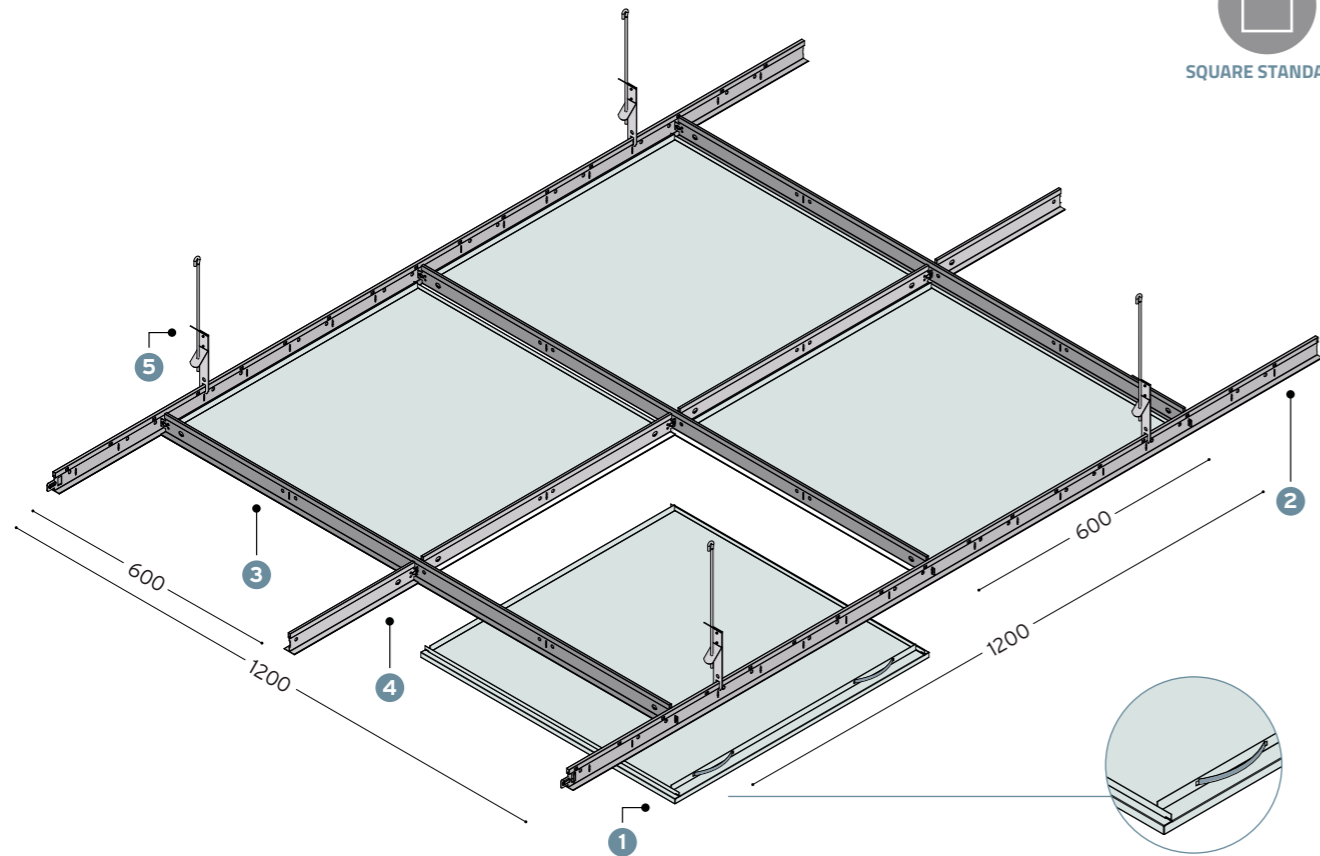
ALL RAL COLOURS

600x600 **SPRING EXPO 100** SYSTEM

RENOVATION IS SIMPLE!

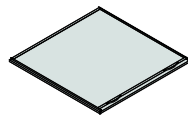


SQUARE STANDARD



PANEL PANNELLO
MSSA10V
600 x 600 x 22 mm

panel spring edge _ pannello bordo spring



prepainted aluminium
alluminio preverniciato
thk sp. 0.5 - 0.6 - 0.7 mm

prepainted steel
acciaio preverniciato
thk sp. 0.4 - 0.5 - 0.6 mm

powder coated steel
acciaio postverniciato
thk sp. 0.5 - 0.6 - 0.7 mm

pcs_pz: 8 incidence _ incidenza 2.78 pcs/mq

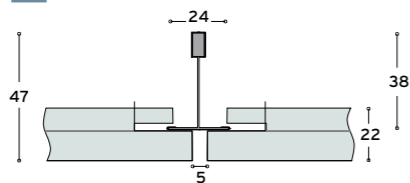
GRID SYSTEM STRUTTURA

exposed grid system _ struttura a vista con pannello in appoggio

> UNICLICK

T24

> CLICK
> INN

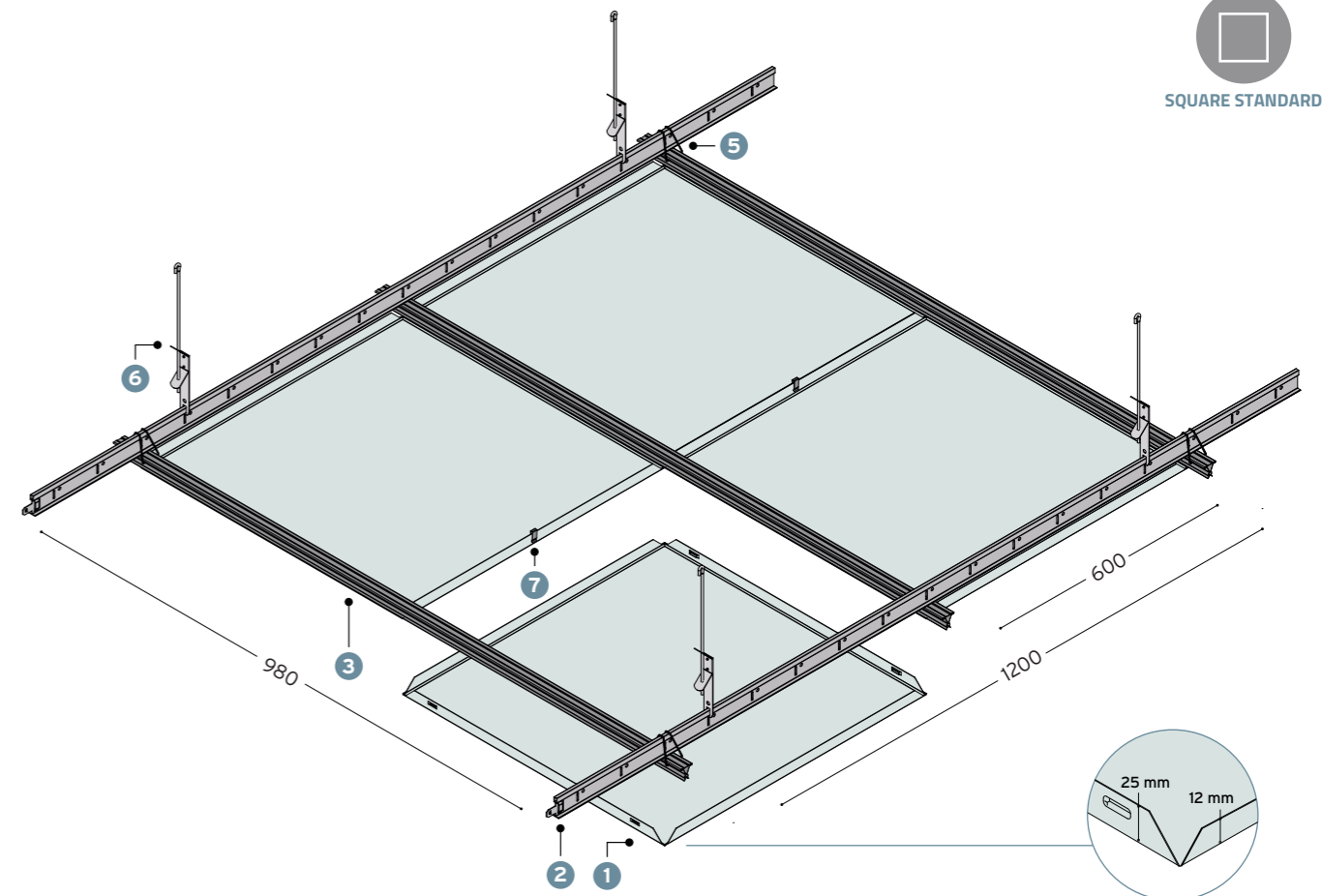


1	2	3	4	5
panel pannello 600x600 mm	PK 3700 main runner profilo portante 24x38x3700 mm 0.83 ml/mq	IKH 1200 cross tee profilo intermedio 24x38x1200 mm 1.67 ml/mq	IKH 0600 cross tee profilo intermedio 24x38x600 mm 0.83 ml/mq	CAR2001 hanger bracket attacco di sospensione 0.8 pcs/mq

600x600 **DOWN CLIP 200** SYSTEM

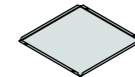


SQUARE STANDARD



PANEL PANNELLO

600 x 600 mm



prepainted aluminium
alluminio preverniciato
thk sp. 0.5 - 0.6 - 0.7 mm

prepainted steel
acciaio preverniciato
thk sp. 0.4 - 0.5 - 0.6 mm

powder coated steel
acciaio postverniciato
thk sp. 0.5 - 0.6 - 0.7 mm

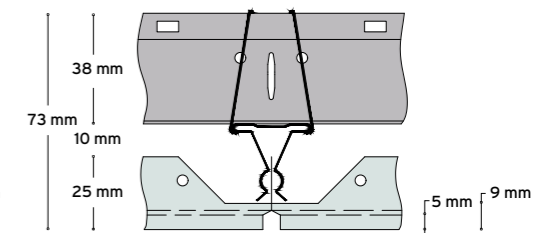
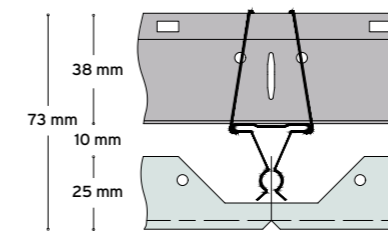
incidence incidenza: 2.78 pcs/mq

GRID SYSTEM STRUTTURA

DETTAGLIO MS2A25S

DETTAGLIO MS2A25F

> CONCEALED GRID
CLIPPING SYSTEM
> ORDITURA NASCOSTA
A CLIPPAGGIO

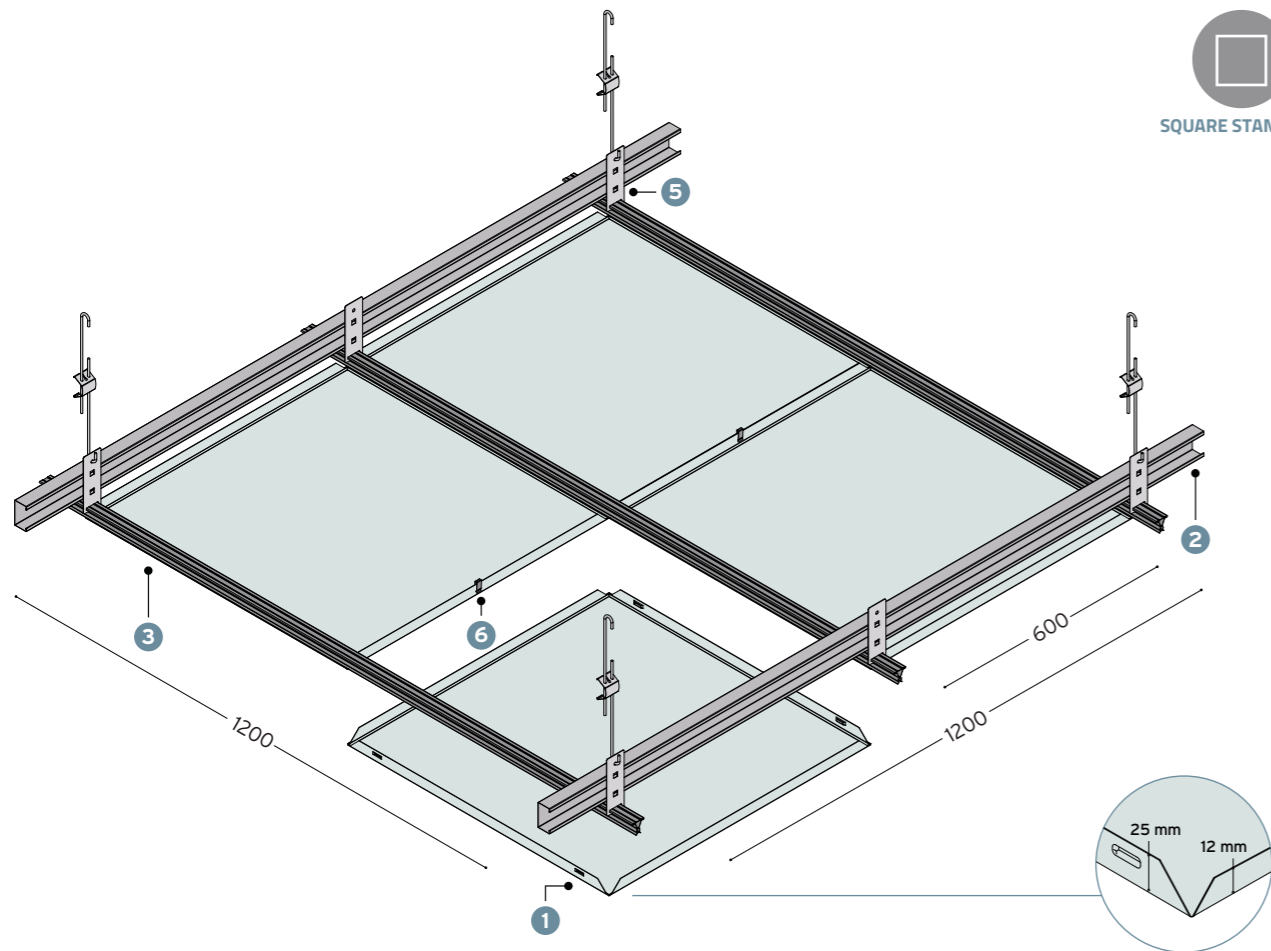


1	2	3	4	5
panel pannello 600x600 mm	P 3700 Z primary profile profilo primario 24x38 mm 0.83 ml/mq	PT 200 main runner profilo portante 24x26 mm 1.67 ml/mq	GPT joint for PT 200 giunto per PT 200 0.42 pcs/mq	SP 38.1 cross connector between primary and main runner profile raccordo tra profilo primario e profilo portante 5.56 pcs/mq
6	7	8		
CAR2001 hanger bracket attacco di sospensione 0.8 pcs/mq	CL 600/A blocking clip clip di bloccaggio 2.78 pcs/mq	GU 600* gasket recommended for installation into sterile environments guarnizione autoadesiva ermetica per installazione in ambienti sterili * for panel MS2A25S * per pannello MS2A25S		

600x600 DOWN CLIP 200 **HEAVY GRADE** SYSTEM

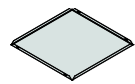


SQUARE STANDARD



PANEL PANNELLO

600 x 600 mm



prepainted aluminium
alluminio preverniciato
thk sp. 0.5 - 0.6 - 0.7 mm

prepainted steel
acciaio preverniciato
thk sp. 0.4 - 0.5 - 0.6 mm

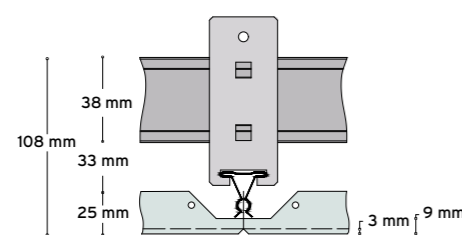
powder coated steel
acciaio postverniciato
thk sp. 0.5 - 0.6 - 0.7 mm

incidence incidenza: 2.78 pcs/mq

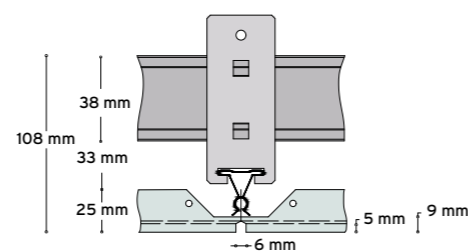
GRID SYSTEM STRUTTURA

› **CONCEALED GRID CLIPPING SYSTEM**
› **ORDITURA NASCOSTA A CLIPPAGGIO**

DETTAGLIO MS2A25S



DETTAGLIO MS2A25F



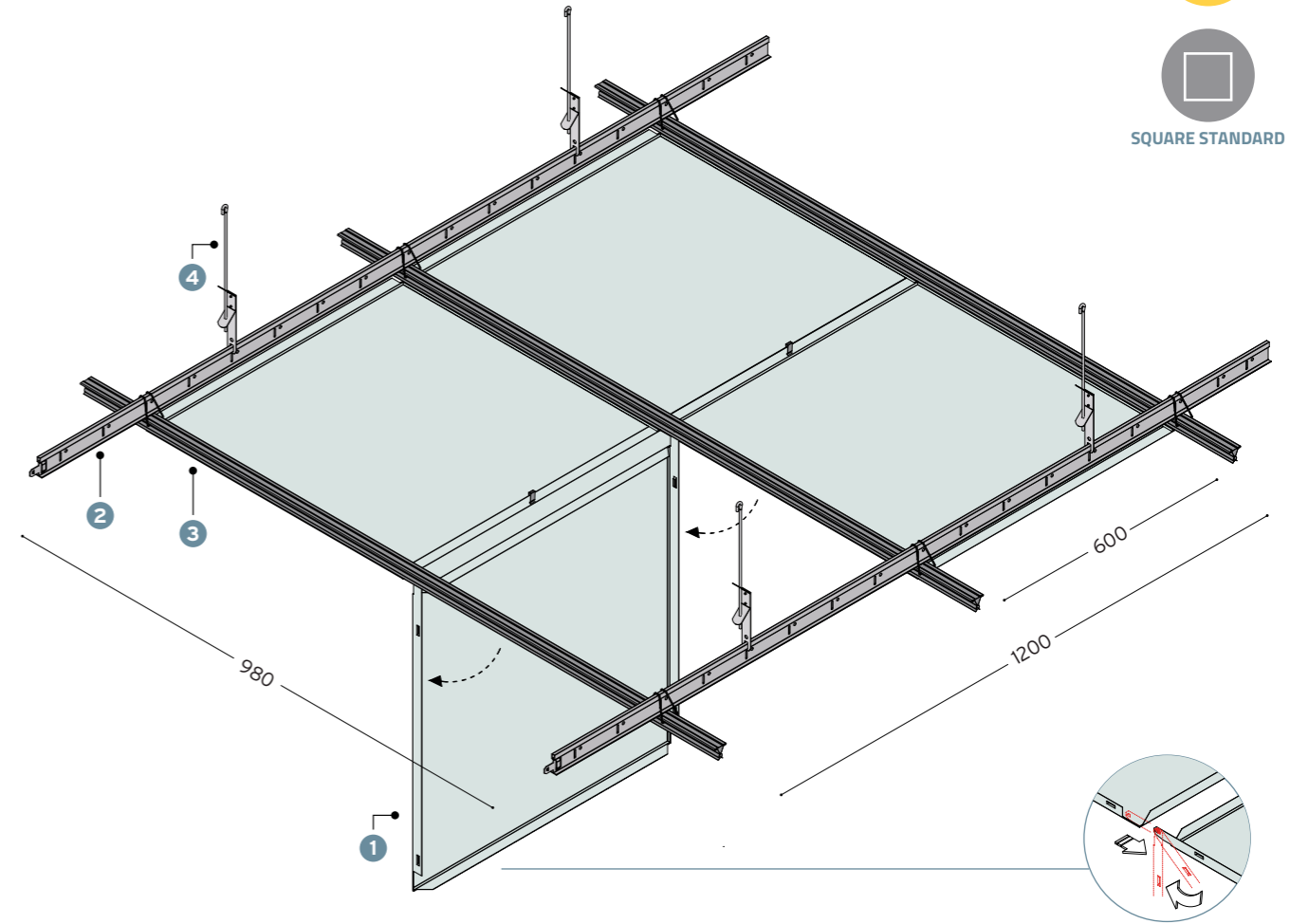
- | | | | | |
|------------------------------|--|---|---|---|
| 1 | 2 | 3 | 4 | 5 |
| panel pannello
600x600 mm | P 27/50 primary profile
profilo primario
27x50 mm
0.83 ml/mq | PT 200 main runner
profilo portante
26x26 mm
1.67 ml/mq | GPT joint for PT 200
giunto per PT 200
0.42 pcs/mq | AS 600 hanger bracket
attacco di sospensione
1.40 pcs/mq |

- | | |
|--|---|
| 6 | 7 |
| CL 600/A blocking clip
clip di bloccaggio
2.78 pcs/mq | GU 600 gasket recommended for installation into sterile environments
guarnizione autoadesiva ermetica per installazione in ambienti sterili |

600x600 DOWN CLIP 200 **HANG** SYSTEM

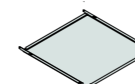


SQUARE STANDARD



PANEL PANNELLO

600 x 600 mm



prepainted aluminium
alluminio preverniciato
thk sp. 0.5 - 0.6 mm

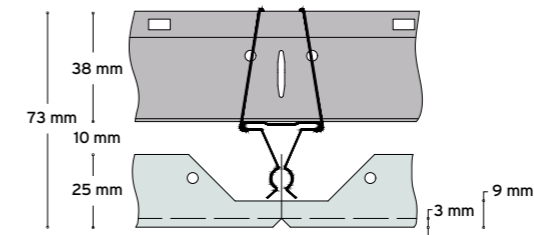
prepainted steel
acciaio preverniciato
thk sp. 0.4 - 0.5 - 0.6 mm

incidence incidenza: 2.78 pcs/mq

GRID SYSTEM STRUTTURA

› **CONCEALED GRID CLIPPING SYSTEM**
› **ORDITURA NASCOSTA A CLIPPAGGIO**

DETTAGLIO MSHA25S



- | | | | | |
|------------------------------|--|---|---|---|
| 1 | 2 | 3 | 4 | 5 |
| panel pannello
600x600 mm | P 3700 Z primary profile
profilo primario
24x38x3700 mm
1.67 ml/mq | PT 200 main runner
profilo portante
26x26 mm
1.67 ml/mq | GPT joint for PT 200
giunto per PT 200
0.42 pcs/mq | CAR2001 hanger bracket
attacco di sospensione
0.8 pcs/mq |

- | | | |
|---|--|---|
| 6 | 7 | 8 |
| SP 38.1 cross connector between primary and main runner profile
raccordo tra profilo primario e profilo portante
5.56 pcs/mq | CL 600/A blocking clip
clip di bloccaggio
2.78 pcs/mq | GU 600 neoprene adhesive 8x3 mm washer
guarnizione adesiva 8x3 mm per versione a tenuta
1.67 ml/mq |

600X600 DOWN CLIP 200 SYSTEM

STRUCTURE _ STRUTTURA concealed grid clipping system _ orditura nascosta a clippaggio

MS2A25S panel with 3 mm bevel
pannello bordo smussato 3 mm

size _ dimensioni **600 x 600 x 25 mm** incidence _ incidenza **2.78 pcs/mq**

pcs_pz: 20

MS2A25F panel with 5 mm bevel and 6 mm gap
pannello bordo smussato 5 mm scuretto 6 mm

size _ dimensioni **600 x 600 x 25 mm** incidence _ incidenza **2.78 pcs/mq**

pcs_pz: 20

600X600 DOWN CLIP 200 HEAVY GRADE SYSTEM

STRUCTURE _ STRUTTURA concealed grid clipping system _ orditura nascosta a clippaggio

MS2A25S panel with 3 mm bevel
pannello bordo smussato 3 mm

size _ dimensioni **600 x 600 x 25 mm** incidence _ incidenza **2.78 pcs/mq**

pcs_pz: 20

MS2A25F panel with 5 mm bevel and 6 mm gap
pannello bordo smussato 5 mm scuretto 6 mm

size _ dimensioni **600 x 600 x 25 mm** incidence _ incidenza **2.78 pcs/mq**

pcs_pz: 20

600X600 DOWN CLIP 200 HANG SYSTEM

STRUCTURE _ STRUTTURA concealed grid clipping system _ orditura nascosta a clippaggio

MSHA25S panel with 3 mm bevel
pannello bordo smussato 3 mm

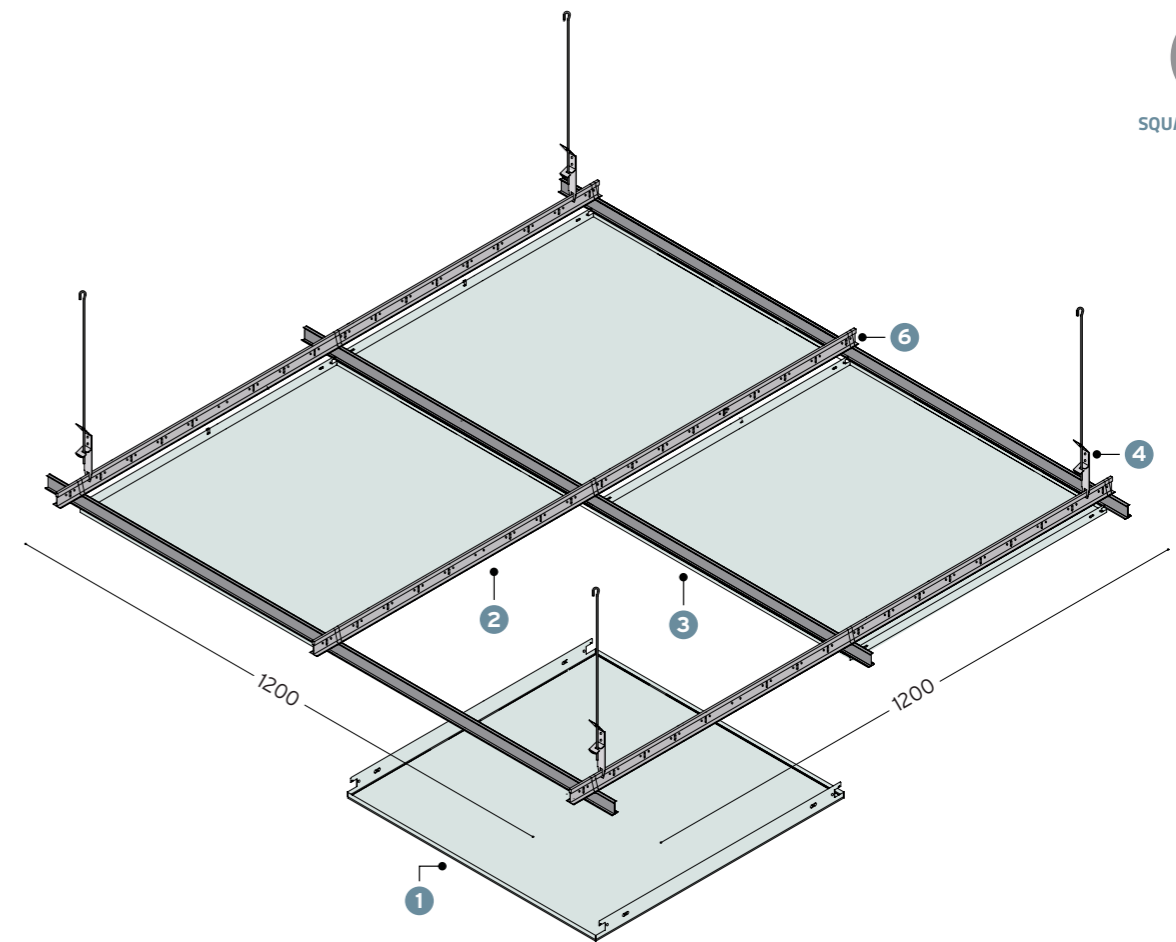
size _ dimensioni **600 x 600 x 25 mm** incidence _ incidenza **2.78 pcs/mq**

pcs_pz: 20

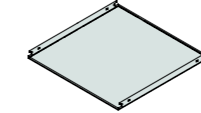
600x600 ACCESS 300 SYSTEM



SQUARE STANDARD



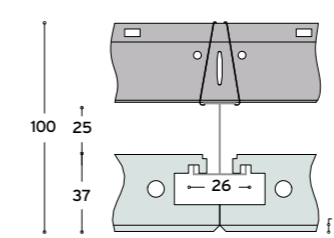
PANEL PANNELLO	pre-painted aluminium alluminio preverniciato thk sp. 0.5 - 0.6 mm	pre-painted steel acciaio preverniciato thk sp. 0.5 - 0.6 - 0.7 mm	powder coated steel /aluminum acciaio/alluminio postverniciato thk sp. 0.5 - 0.6 - 0.7 mm
MS3A37S 600 x 600 x 37 mm			



pcs_pz: 18 incidence _ incidenza 2.78 pcs/mq

GRID SYSTEM STRUTTURA concealed grid hook system _ orditura nascosta in aggancio

> CONCEALED GRID HOOK SYSTEM
> ORDITURA NASCOSTA IN AGGANCIO

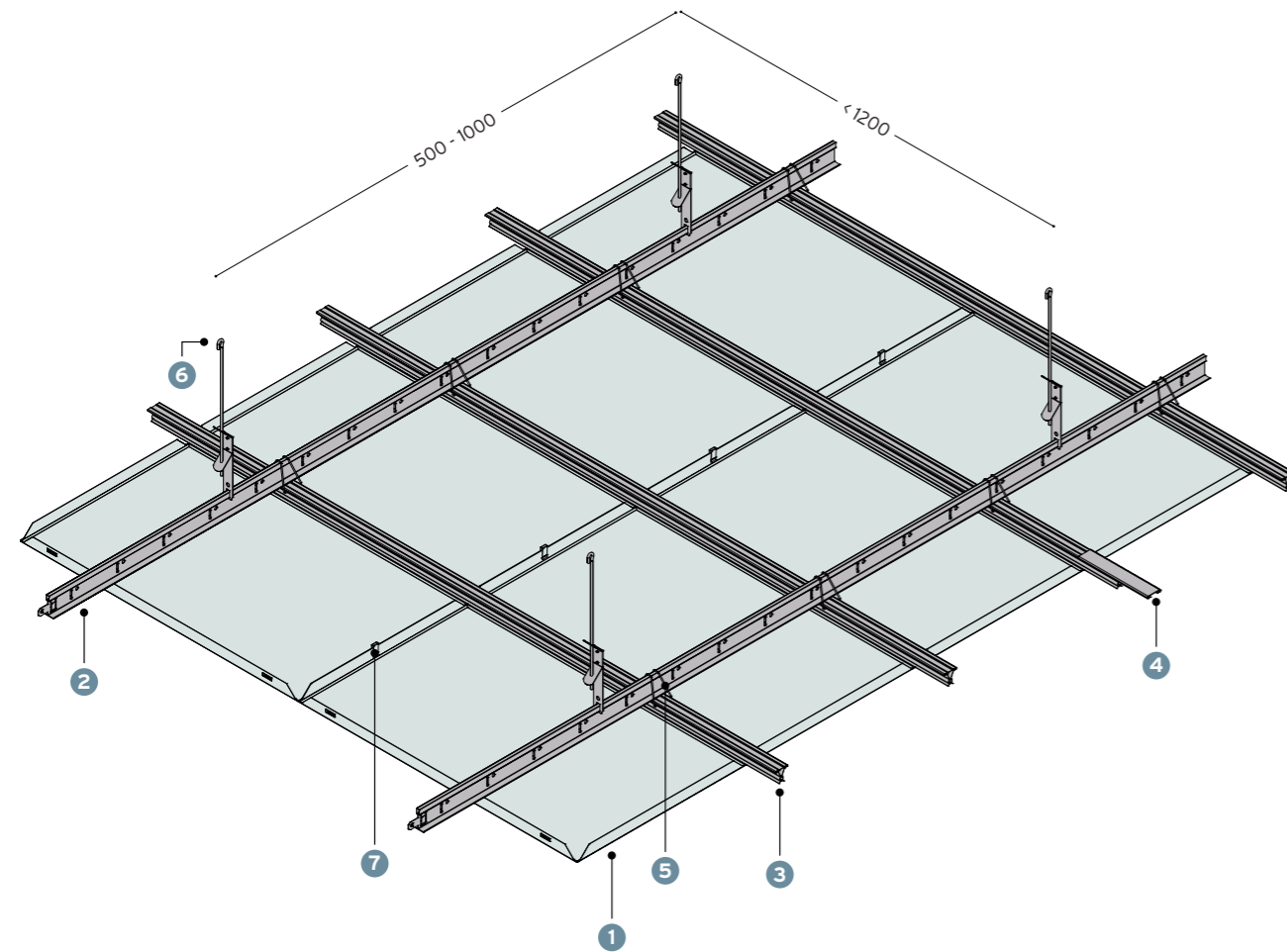


TRIM / REVEAL	1	2	3	4	5	6
panel pannello 600x600 mm	P 3700 Z primary profile profilo primario 24x38x3700 mm 0.83 ml/mq	PT 300 main runner profilo portante 26x35x3000 mm 1.67 ml/mq	GM 2415 hanger bracket attacco di sospensione 0.8 pcs/mq	SP 38.1 cross connector raccordo 5.56 pcs/mq	CL 600/A blocking clip clip di bloccaggio 2.78 pcs/mq	

MS200XX DOWN CLIP 200 SYSTEM



CUSTOM SIZE



PANEL • PANNELLO

MS200XX • DOWN CLIP 200 SYSTEM



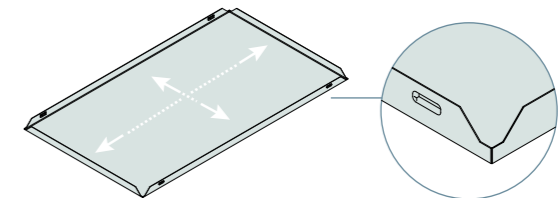
MS200XX square edge
bordo angolo vivo



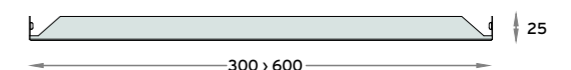
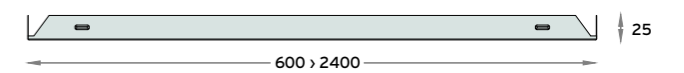
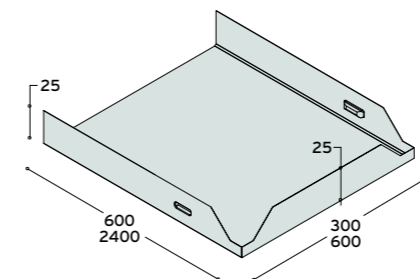
CUSTOM SIZE

aluminium alluminio 0.6 mm > 1 mm
steel acciaio 0.5 mm > 1 mm

width larghezza 300 mm > 600 mm
length lunghezza 600 mm > 2400 mm

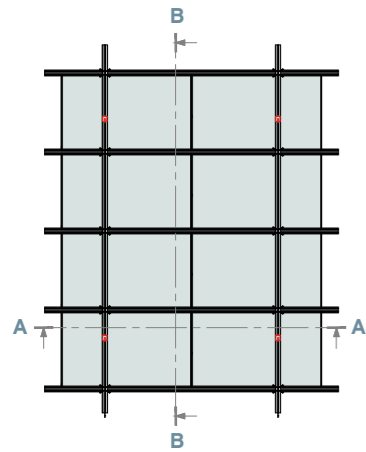


1	MS200XX panel pannello	2	P3700Z main runner profilo portante	3	PT200 main runner profilo portante	4	GPT joint for PT200 giunto per PT200
5	SP 38.1 cross connector between primary end main runner profile raccordo tra profilo primario e profilo portante	6	GM 2415 hanger bracket attacco di sospensione	7	CL 600/A blocking clip clip di bloccaggio		

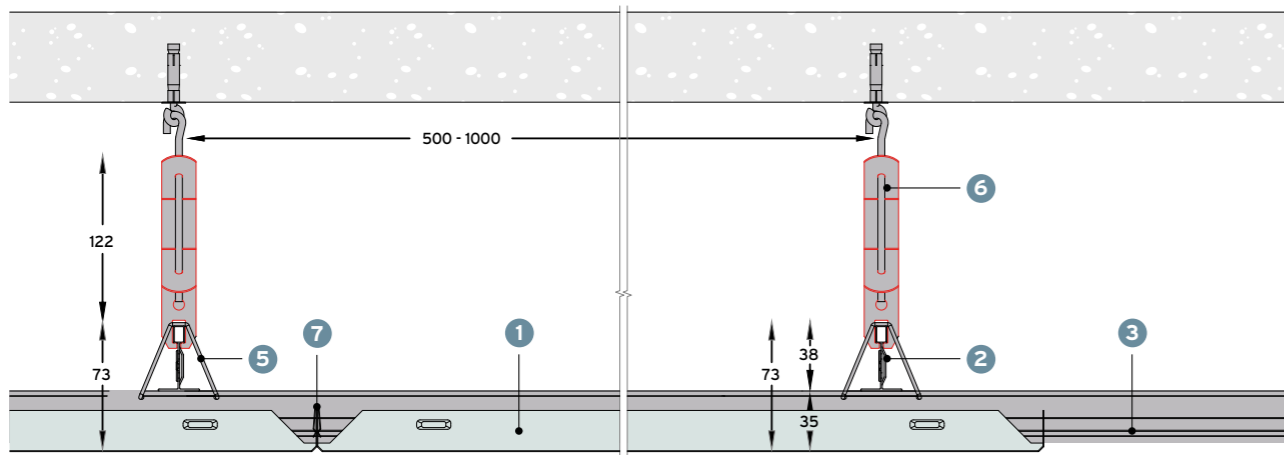


STRUCTURE • STRUTTURA

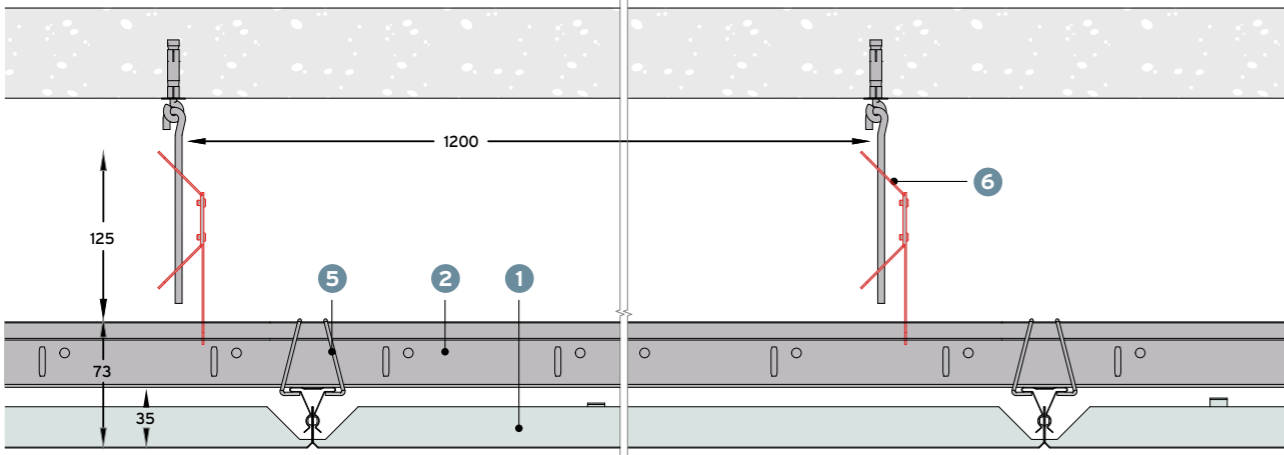
MS200XX • DOWN CLIP 200 SYSTEM



SEZ. A-A



SEZ. B-B

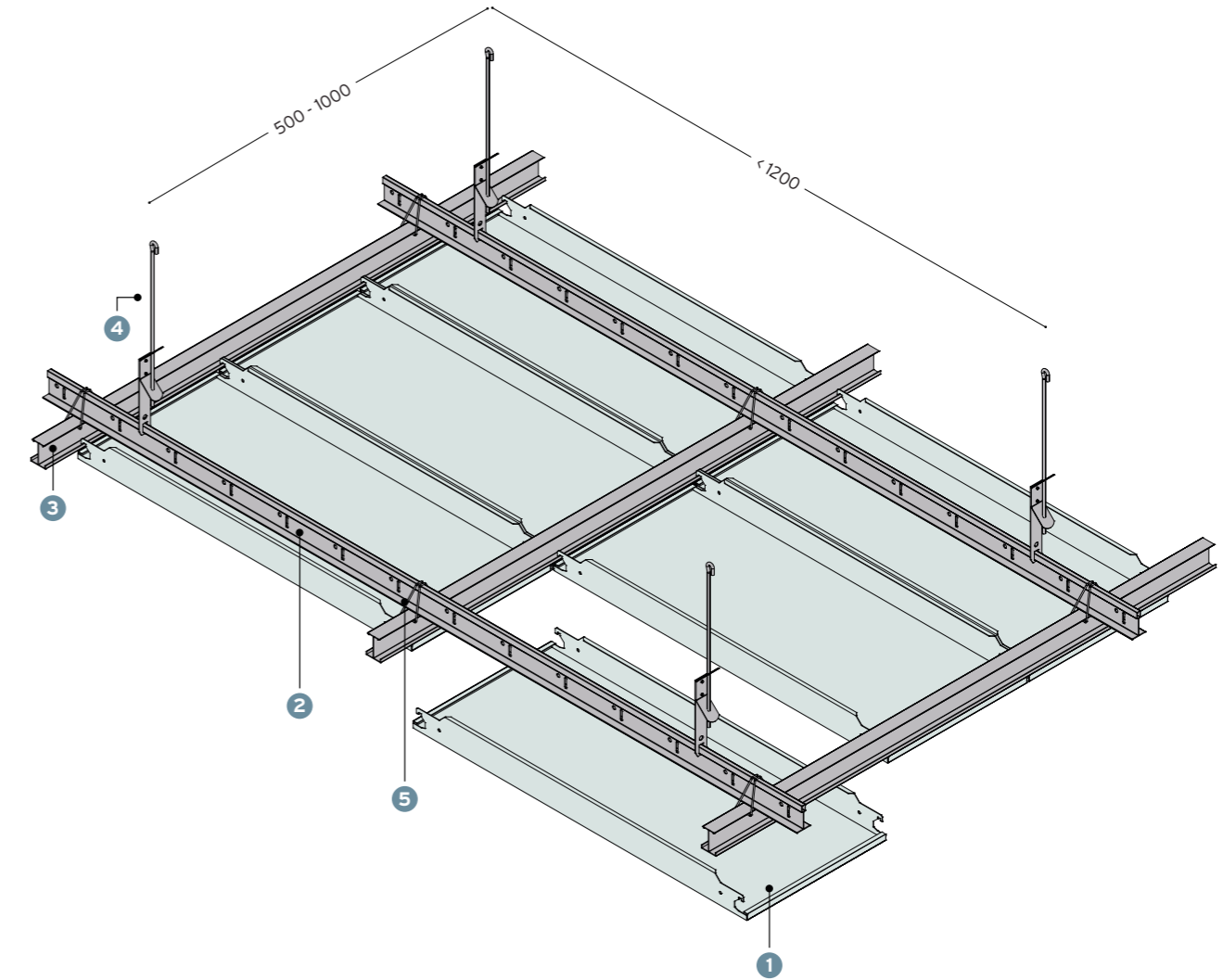


1	MS200XX panel pannello	2	P3700Z primary runner profilo primario	3	PT200 main runner profilo portante	4	GPT joint for PT200 giunto per PT200
5	SP 38.1 cross connector between primary end main runner profile raccordo tra profilo primario e profilo portante	6	GM 2415 hanger bracket attacco di sospensione	7	CL 600/A blocking clip clip di bloccaggio		

MS300XX ACCESS 300 SYSTEM



CUSTOM SIZE



1	MS300XX panel pannello	2	P 3700 Z primary profile profilo primario	3	PT 300 main runner profilo portante	4	GM 2415 hanger bracket attacco di sospensione
5	SP 38.1 cross connector between primary and main runner profile raccordo tra profilo primario e profilo portante	6	GU 600 1.5 mm gasket to hide edges. guarnizione autoadesiva di 1.5 mm per il mascheramento degli spigoli. (optional)				

PANEL • PANNELLO **MS300XX • ACCESS 300 SYSTEM**



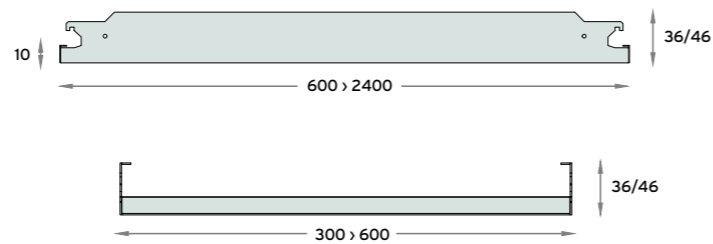
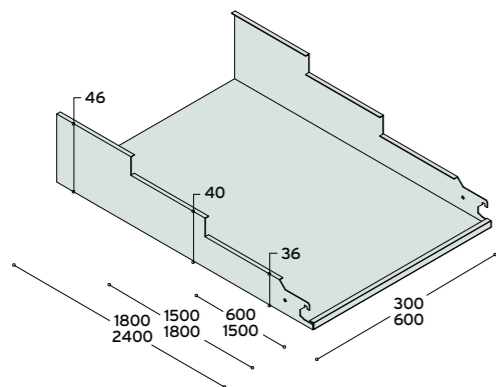
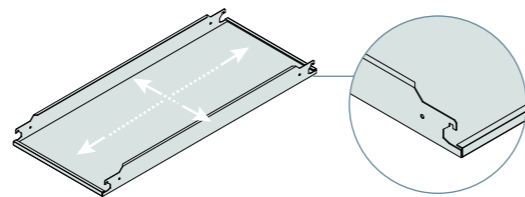
MS300XX square edge
bordo angolo vivo

aluminium alluminio 0.6 mm > 1 mm
steel acciaio 0.5 mm > 1 mm

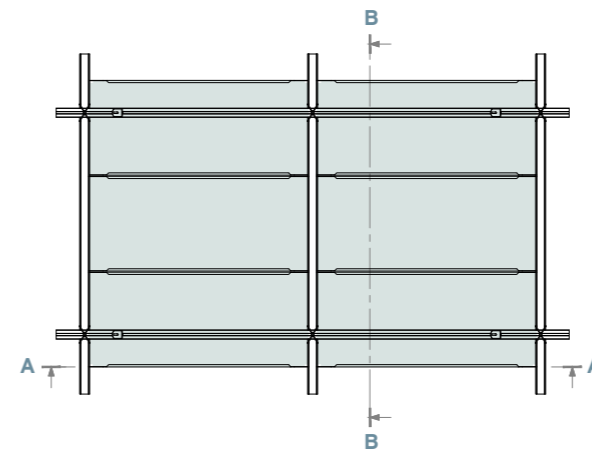
width larghezza 300 mm > 600 mm
length lunghezza 600 mm > 2400 mm



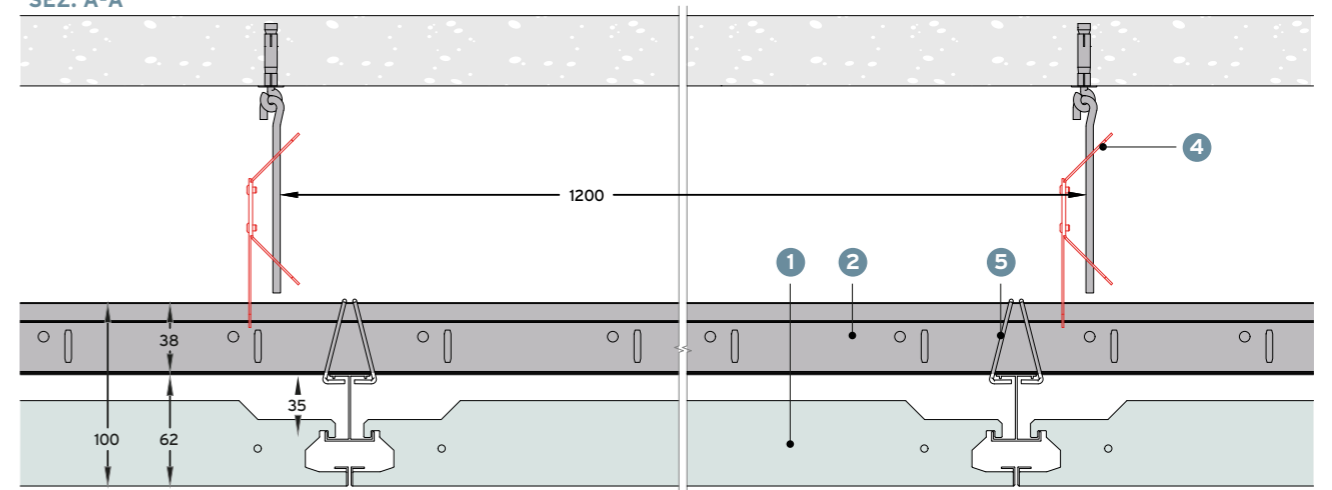
CUSTOM SIZE



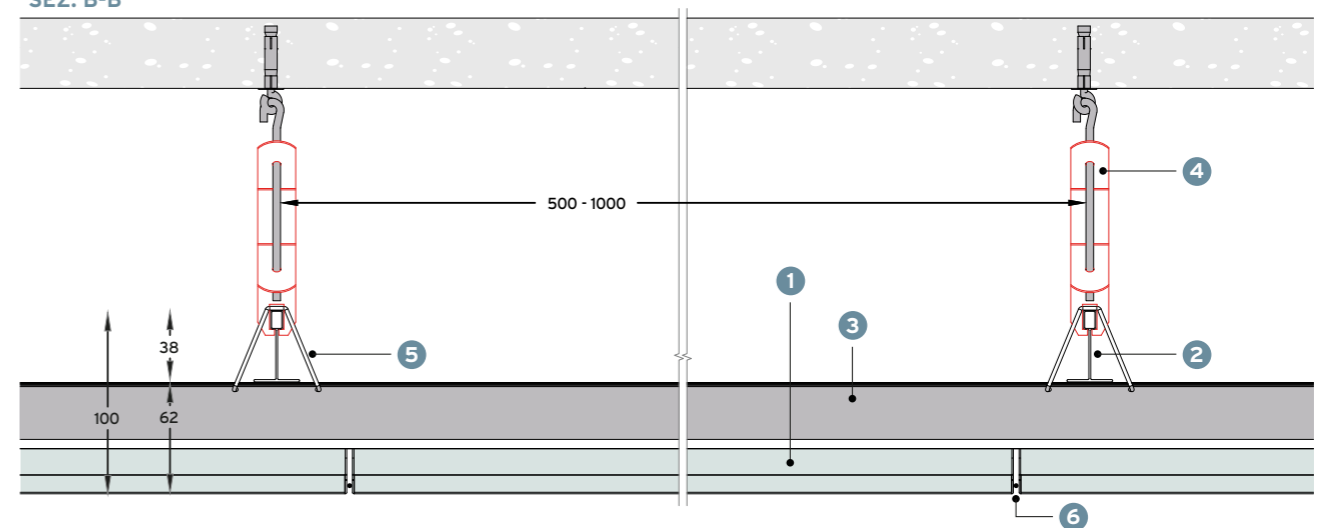
STRUCTURE • STRUTTURA **MS300XX • ACCESS 300 SYSTEM**



SEZ. A-A



SEZ. B-B

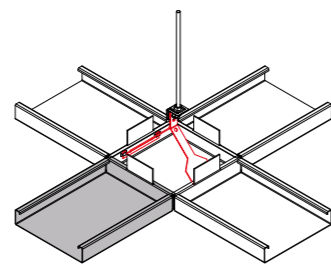
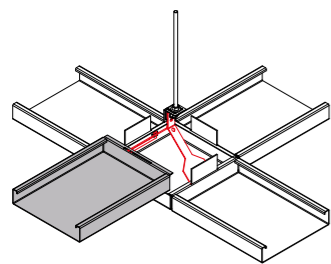
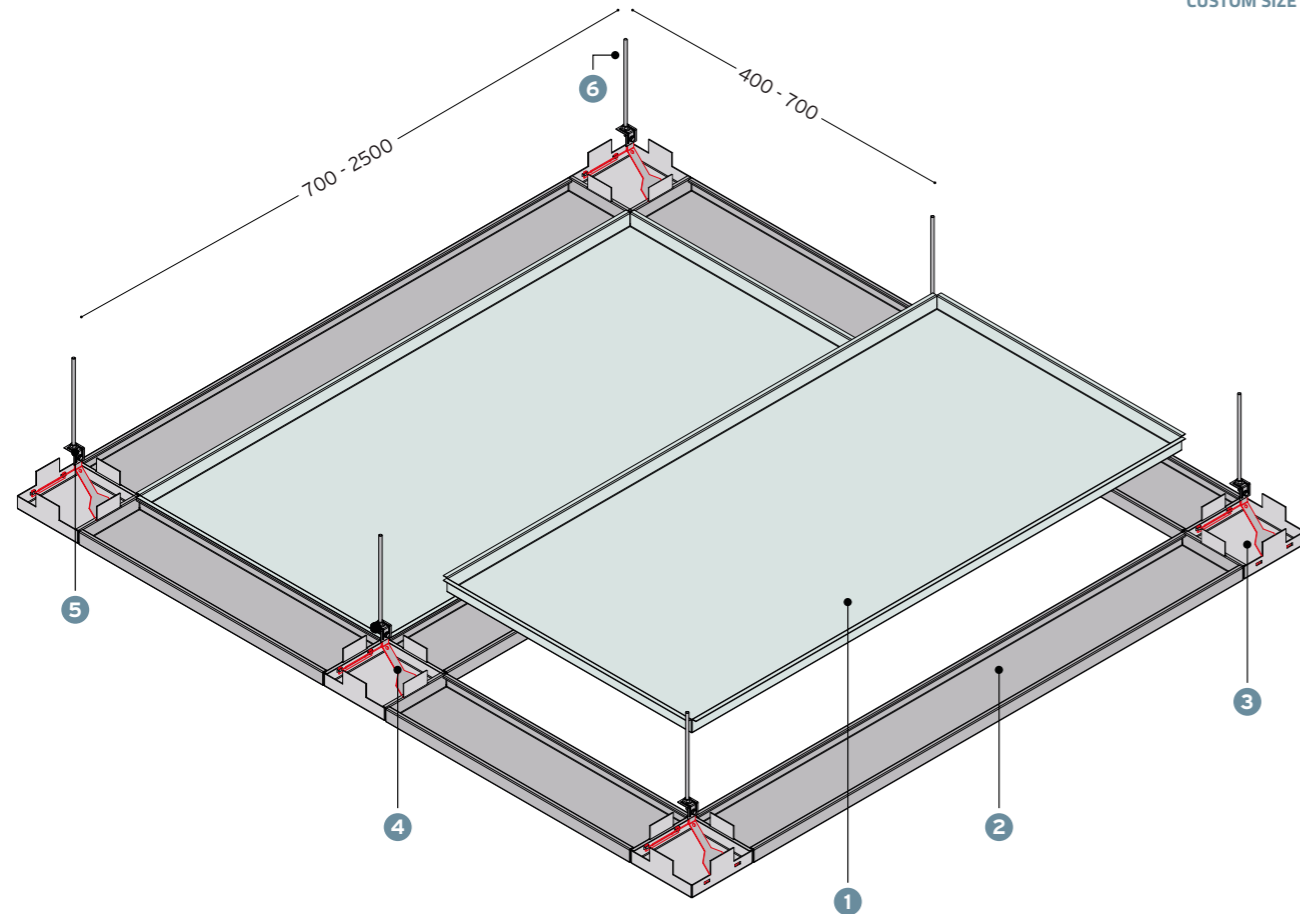


- | | | | |
|--|--|---|---|
| 1 | 2 | 3 | 4 |
| MS300XX panel
pannello | P 3700 Z primary profile
profilo primario | PT 300 main runner
profilo portante | GM 2415 hanger bracket
attacco di sospensione |
| 5 | 6 | | |
| SP 38.1 cross connector between primary
and main runner profile
raccordo tra profilo
primario e profilo portante | GU 600 1.5 mm gasket to hide edges.
guarnizione autoadesiva di 1.5 mm
per il mascheramento degli spigoli.
(optional) | | |

MS400XX MODULAR 400 SYSTEM



CUSTOM SIZE



- | | | | |
|---|--|---|---|
| <p>1
MS400XX panel
pannello</p> | <p>2
MS400PX main runner profile
profilo portante</p> | <p>3
MS400CX connector
connettore</p> | <p>4
hanger bracket
attacco di sospensione</p> |
| <p>5
RS25 fixing square for
threaded rod
squadretta per
barra filettata</p> | <p>6
BF10
BF20 threaded rod
barra filettata</p> | | |

PANEL · PANNELLO

MS400XX · MODULAR 400 SYSTEM



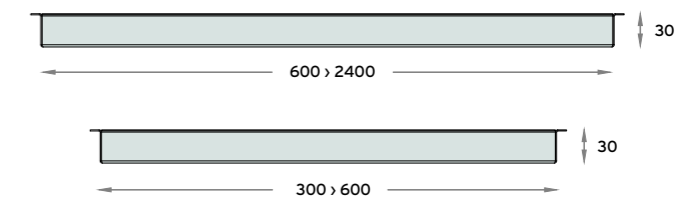
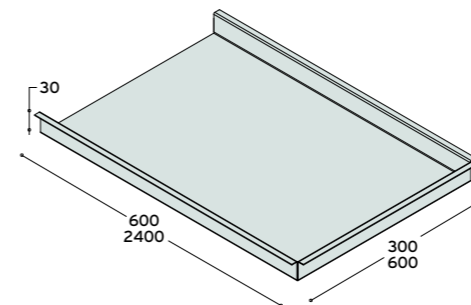
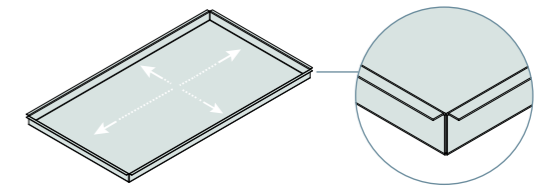
MS400XX square edge
bordo angolo vivo



CUSTOM SIZE

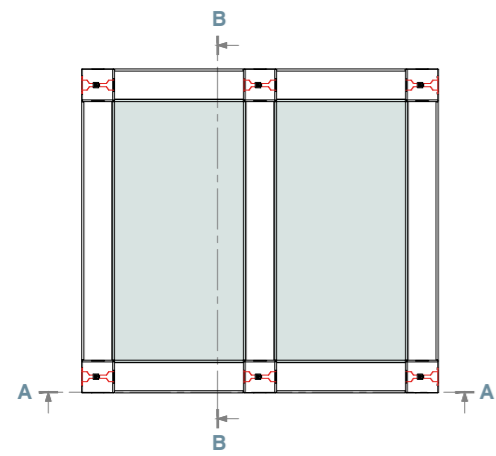
aluminium alluminio 0.6 mm > 1 mm
steel acciaio 0.5 mm > 1 mm

width larghezza 300 mm > 600 mm
length lunghezza 600 mm > 2400 mm

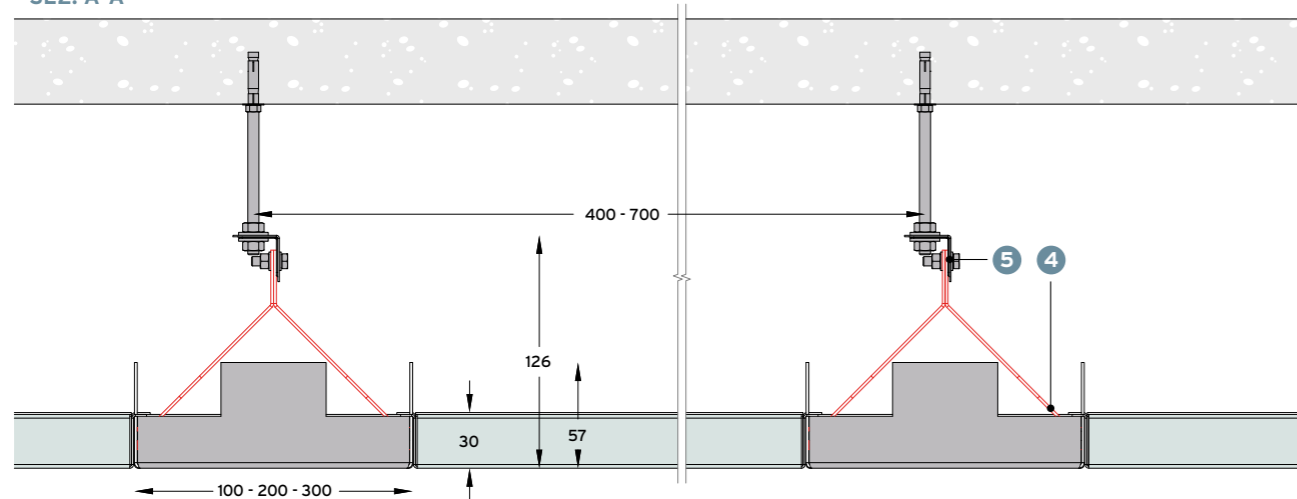


STRUCTURE • STRUTTURA

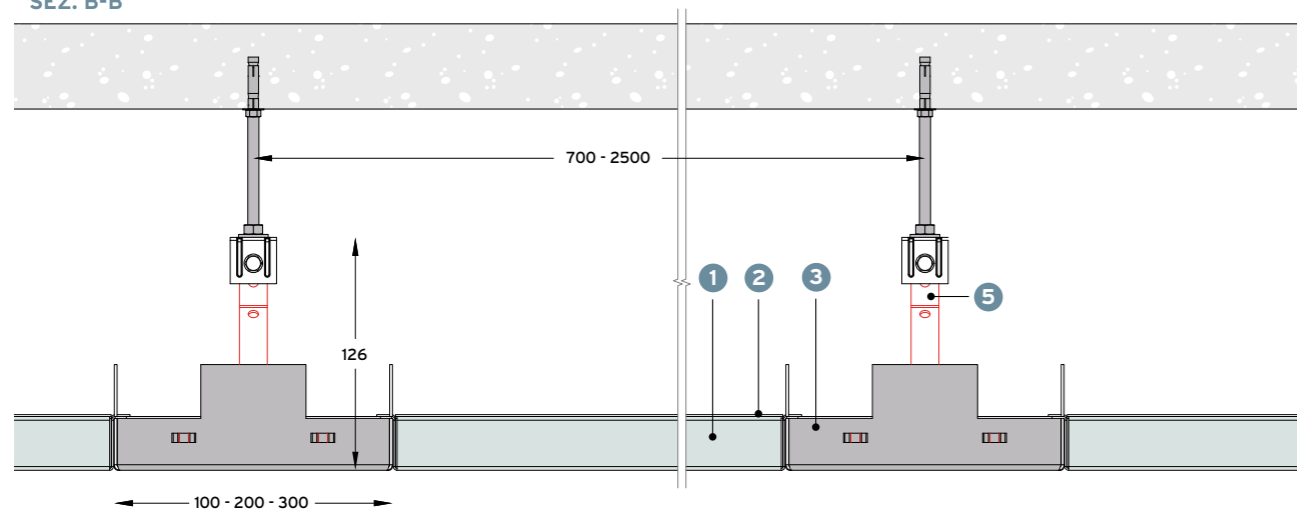
MS400XX • MODULAR 400 SYSTEM



SEZ. A-A



SEZ. B-B

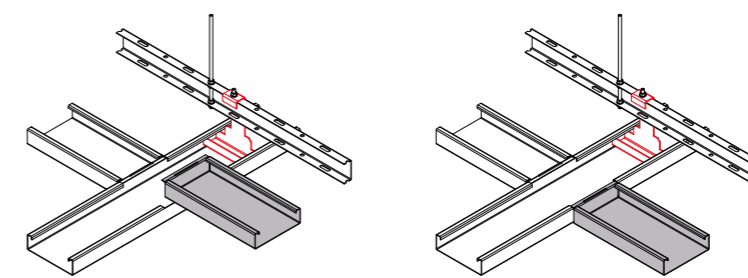
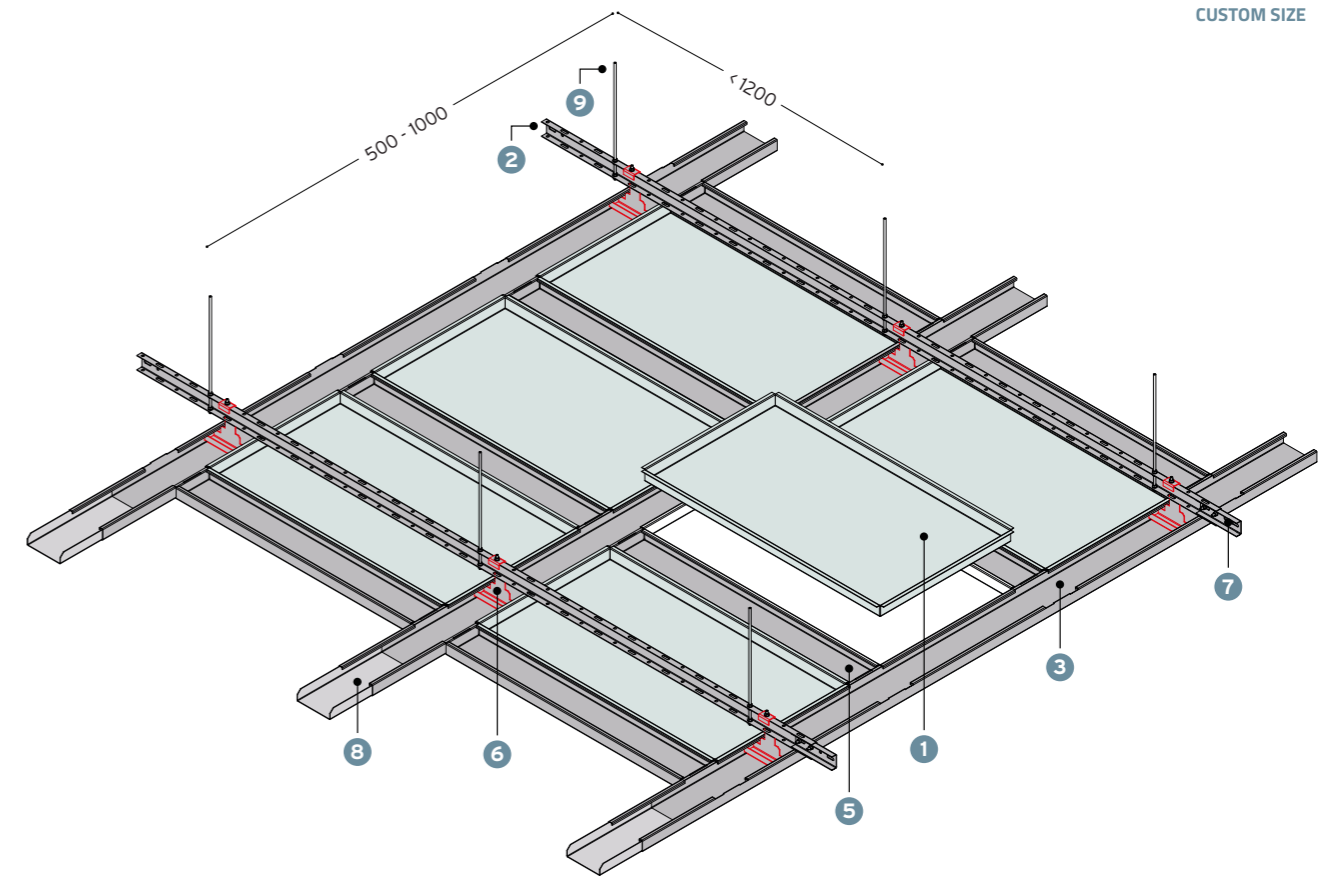


- | | | | | | |
|----------------------------------|---|--|--|--|---|
| 1 | 2 | 3 | 4 | 5 | 6 |
| MS400XX panel
pannello | MS400PX main runner
profile
profilo portante | MS400CX connector
connettore | hanger bracket
attacco di sospensione | RS25 fixing square for
threaded rod
squadretta per
barra filettata | BF10 threaded rod
barra filettata |

MS500XX MODULAR SPECIAL 500 SYSTEM



CUSTOM SIZE



- | | | | | |
|---|--|--|---|--|
| 1 | 2 | 3 | 4 | 5 |
| MS500XX panel
pannello | C3810PP main runner
profile
profilo primario
portante | MS500P100 main runner
element
elemento portante | hanger bracket
attacco di sospensione | MS500T100 connector
traverso |
| 6 | 7 | 8 | 9 | |
| GA100/200/300 hook between main
runner element and
main runner profile
gancio tra elemento
portante e profilo
primario portante | GC3810PP joint for main
runner profile
giunto per profilo
portante | GP100/200/300 joint for main
runner
element
giunto per
elemento
portante | BF10 threaded rod
barra filettata | |

PANEL • PANNELLO

MS500XX • MODULAR SPECIAL 500 SYSTEM



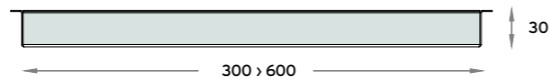
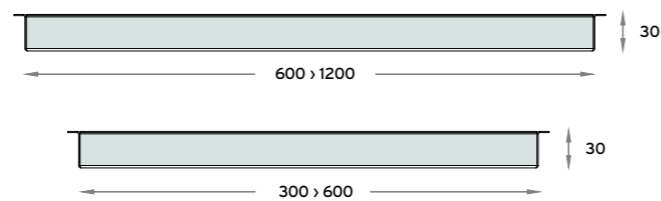
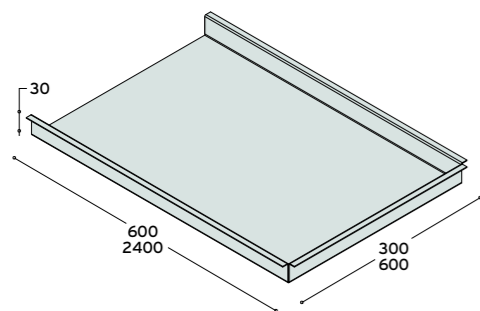
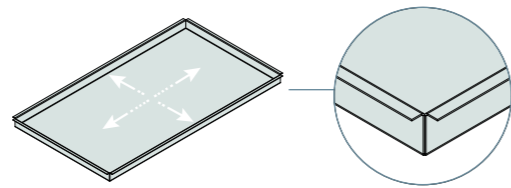
MS500XX square edge
bordo angolo vivo



CUSTOM SIZE

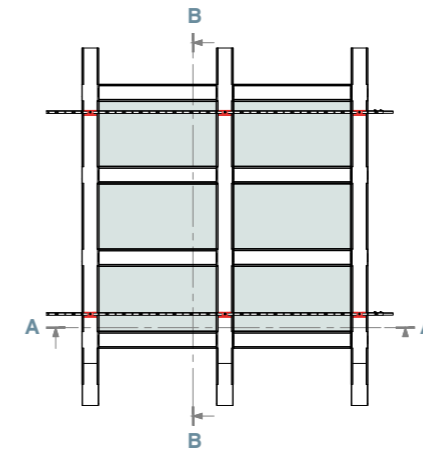
aluminium alluminio 0.6 mm > 1 mm
steel acciaio 0.5 mm > 1 mm

width larghezza 600 mm > 1200 mm
length lunghezza 600 mm > 1200 mm

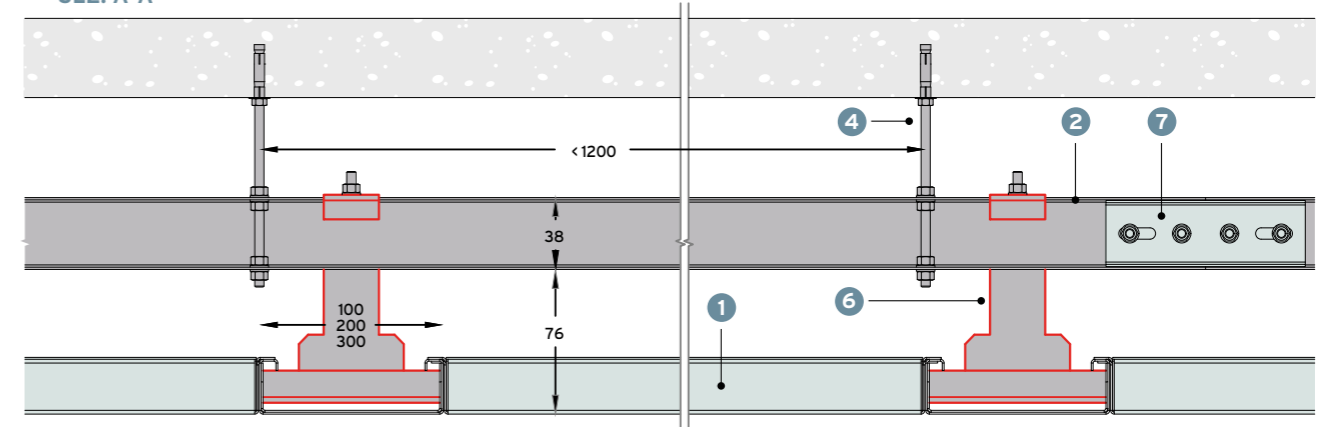


STRUCTURE • STRUTTURA

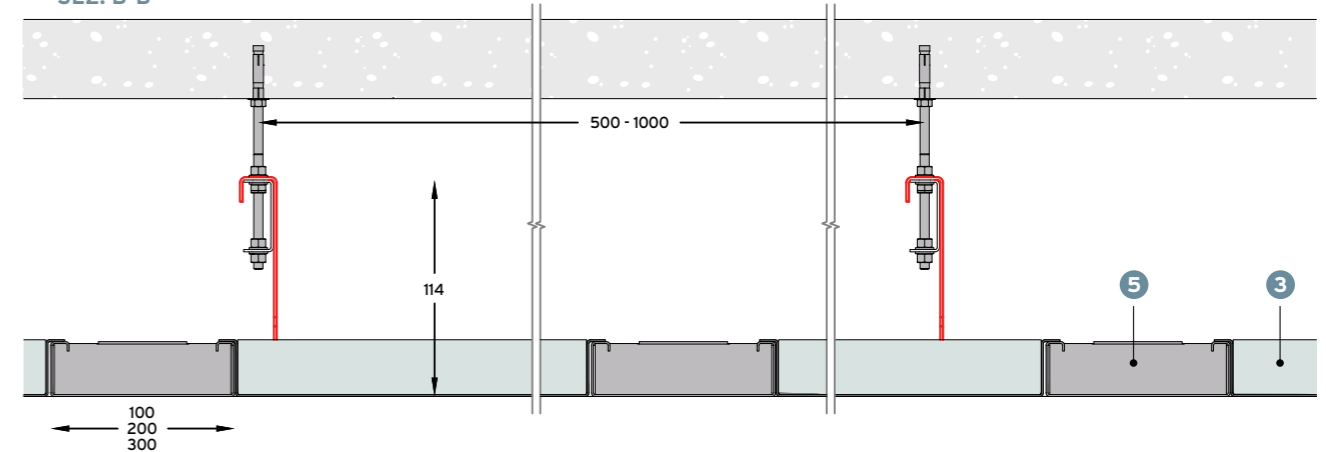
MS500XX • MODULAR SPECIAL 500 SYSTEM



SEZ. A-A



SEZ. B-B

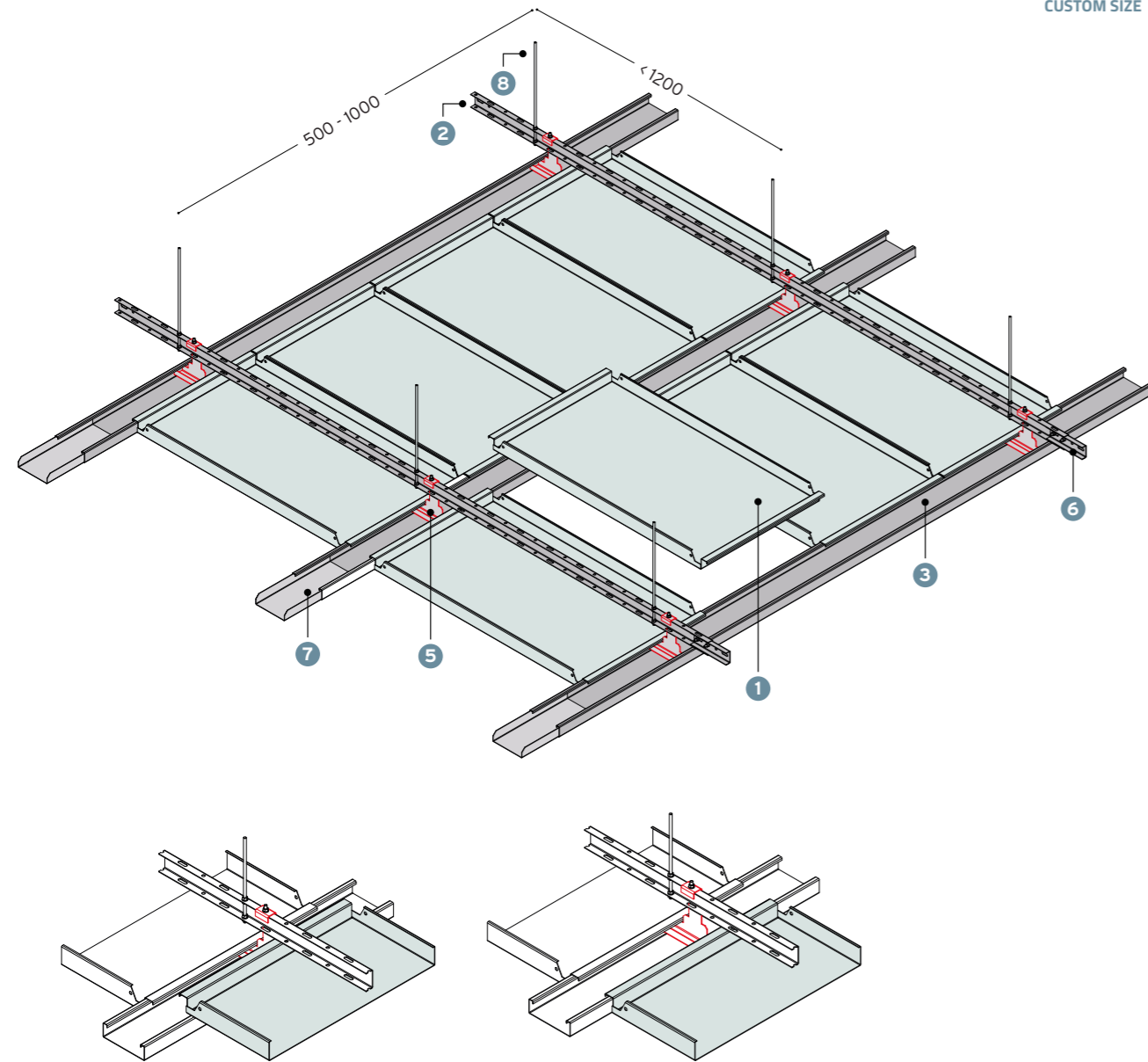


1	MS500XX panel pannello	2	C3810PP main runner profile profilo primario portante	3	MS500P100 main runner element elemento portante	4	hanger bracket attacco di sospensione	5	MS500T100 connector traverso
6	GA100/ 200/300 hook between main runner element and main runner profile gancio tra elemento portante e profilo primario portante	7	GC3810PP joint for main runner profile giunto per profilo portante	8	GP100/ 200/300 joint for main runner element giunto per elemento portante	9	BF10 threaded rod barra filettata BF20		

MS600XX PARALLEL 600 SYSTEM



CUSTOM SIZE



PANEL • PANNELLO

MS600XX • PARALLELE 600 SYSTEM



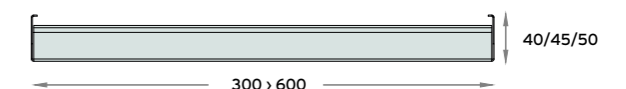
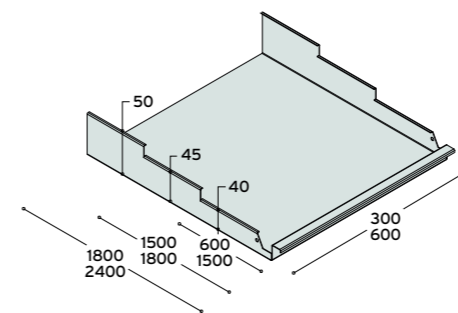
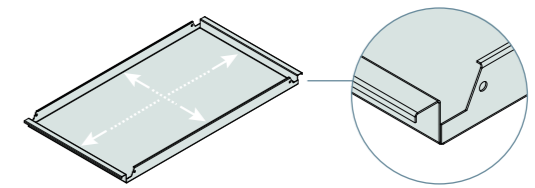
MS600XX square edge
bordo angolo vivo



CUSTOM SIZE

aluminium alluminio 0.6 mm > 1 mm
steel acciaio 0.5 mm > 1 mm

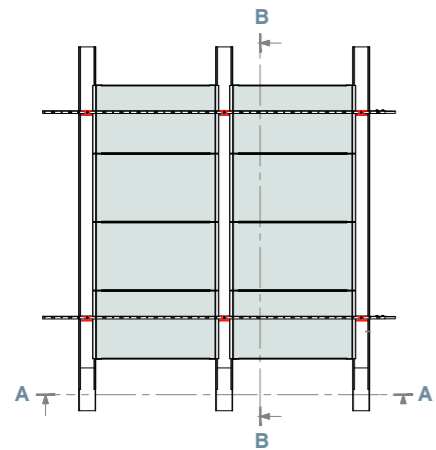
width larghezza 300 mm > 600 mm
length lunghezza 600 mm > 2400 mm



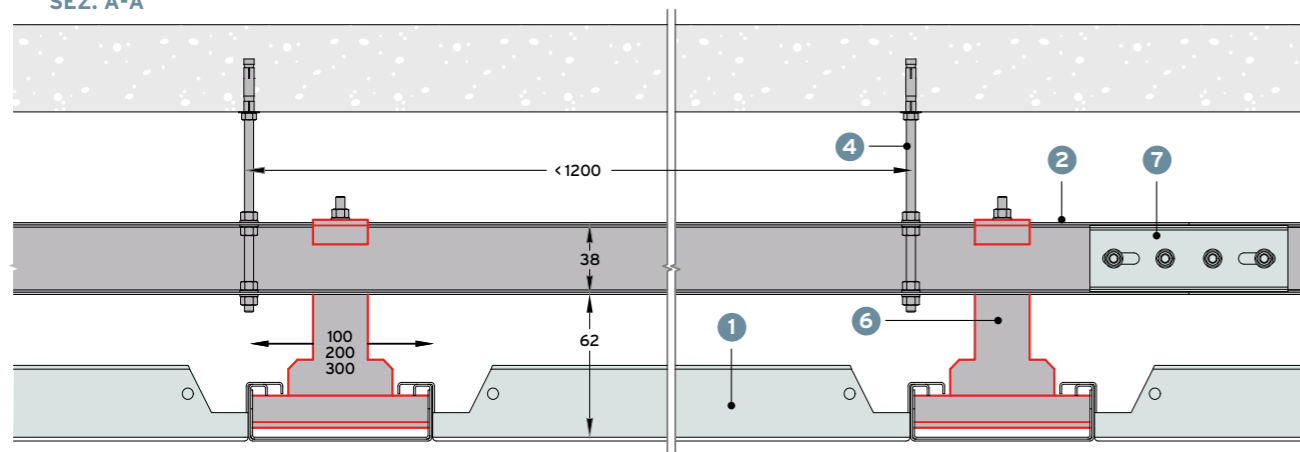
1	MS500XX panel pannello	2	C3810PP main runner profile profilo primario portante	3	B100/200/300 main runner bandraster bandraster portante	4	hanger bracket attacco di sospensione
5	GA100/200/300 hook between primary profile and main runner bandraster gancio tra profilo primario e bandraster portante	6	GC3810PP joint for main runner profile giunto per profilo portante	7	GB100/200/300 joint for bandraster giunto per bandraster	8	BF10 threaded rod BF20 barra filettata

STRUCTURE • STRUTTURA

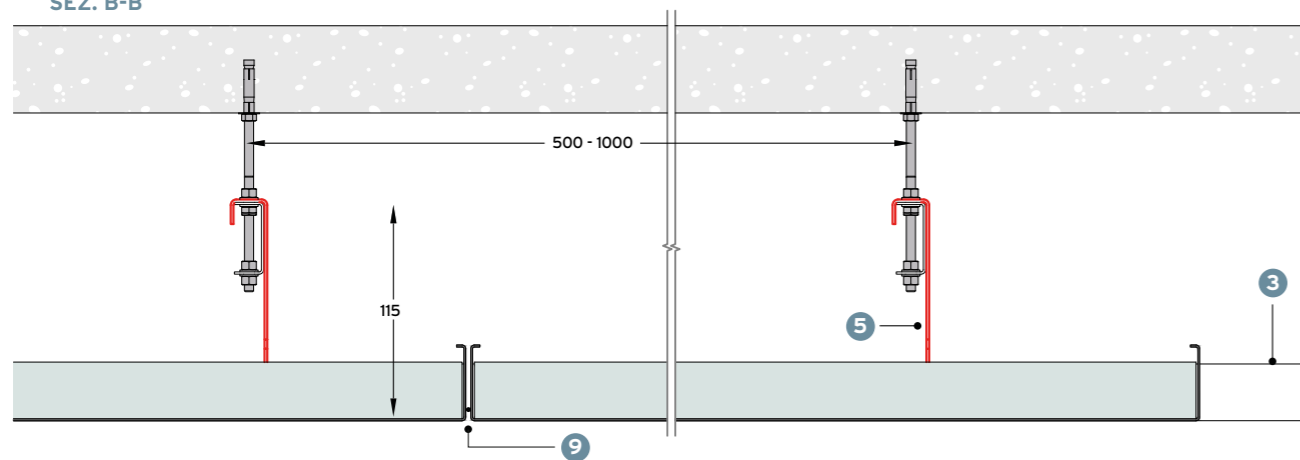
MS600XX • PARALLEL 600 SYSTEM



SEZ. A-A



SEZ. B-B

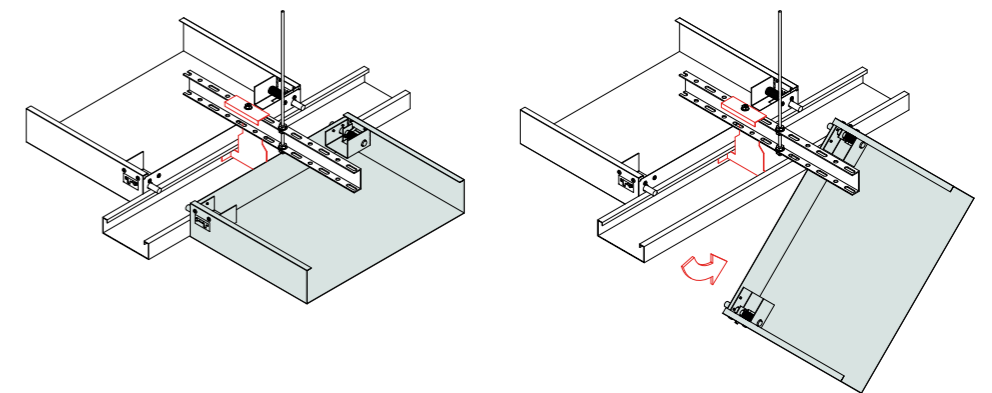
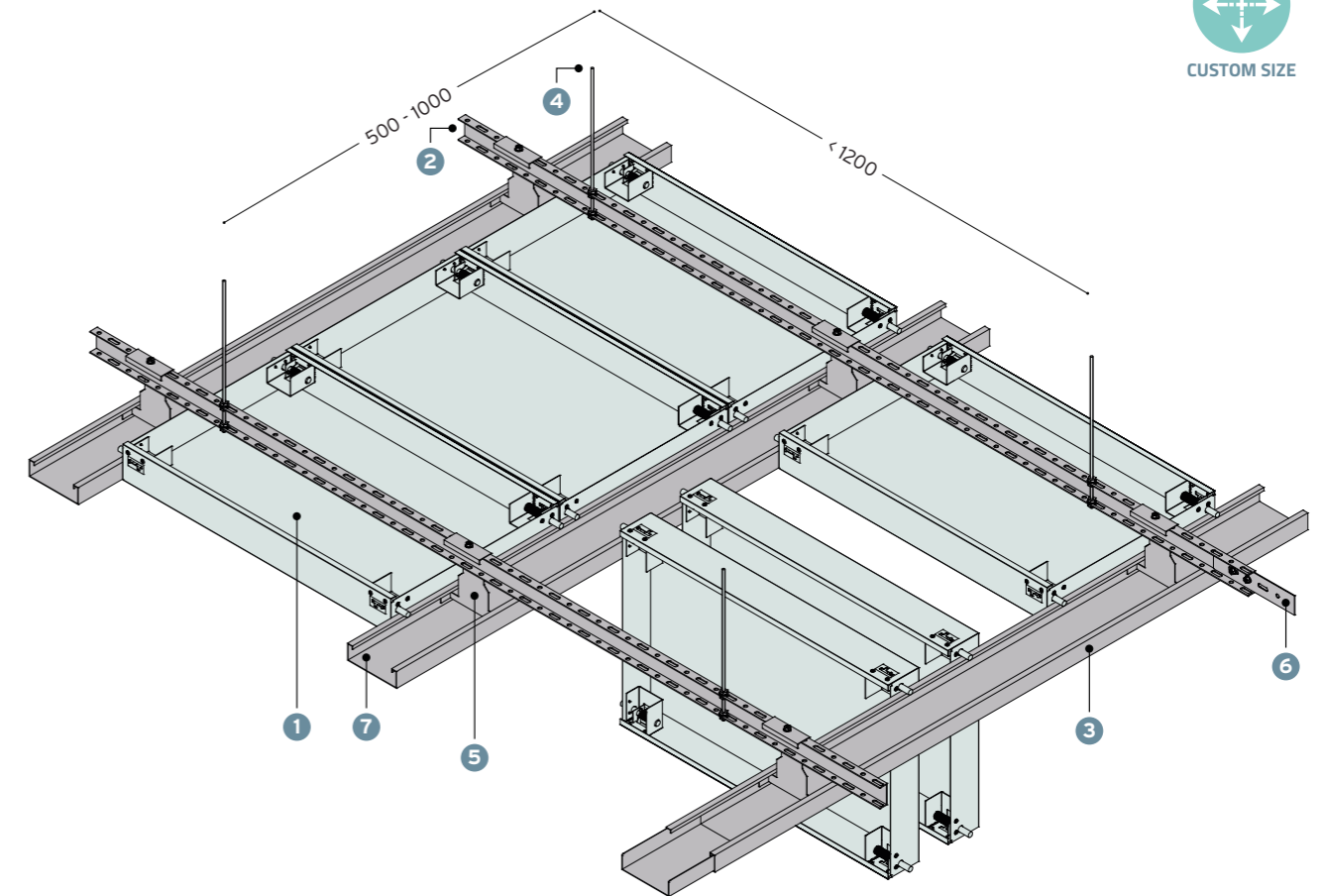


1	2	3	4	5
MS500XX panel pannello	C3810PP main runner profile profilo primario portante	B100/200 300 main runner bandraster bandraster portante	hanger bracket attacco di sospensione	GA100/ 200/300 hook between primary profile and main runner bandraster gancio tra profilo primario e bandraster portante
6	7	8	9	
GC3810PP joint for main runner profile giunto per profilo portante	GB100/ 200/300 joint for bandraster giunto per bandraster	BF10 BF20 threaded rod barra filettata	GU 600 1.5 mm gasket to hide edges. guarnizione autoadesiva di 1.5 mm per il mascheramento degli spigoli. (optional)	

MS700XX **HOOK 700** SYSTEM




CUSTOM SIZE



1	2	3	4
MS700XX panel pannello	C3810PP primary profile profilo primario	B100/200 300 main runner bandraster bandraster portante	hanger bracket attacco di sospensione
5	6	7	
GA100/ 200/300 hook between primary profile and main runner bandraster gancio tra profilo primario e bandraster portante	GC3810PP joint for primary profile giunto per profilo primario	GB100/ 200/300 joint for bandraster giunto per bandraster	GU 600 1.5 mm gasket to hide edges. guarnizione autoadesiva di 1.5 mm per il mascheramento degli spigoli. (optional)

PANEL - PANNELLO MS700XX • HOOK 700 SYSTEM



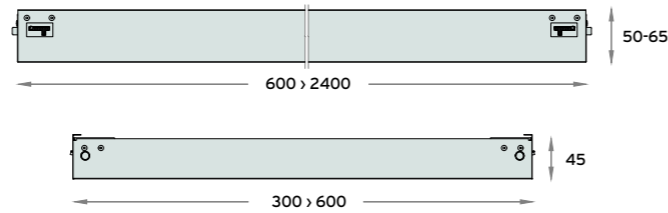
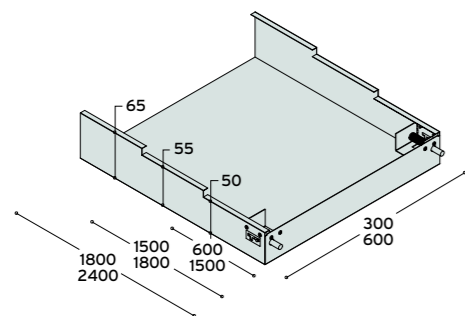
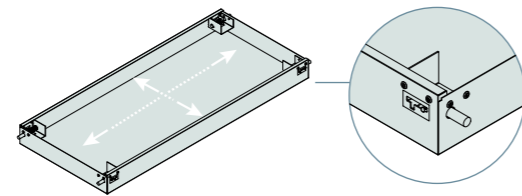
MS700XX square edge
bordo angolo vivo

aluminium alluminio 0.6 mm > 1 mm
steel acciaio 0.5 mm > 1 mm

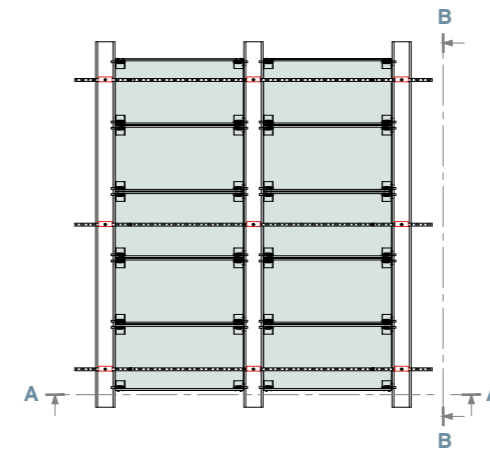
width larghezza 300 mm > 600 mm
length lunghezza 600 mm > 2400 mm



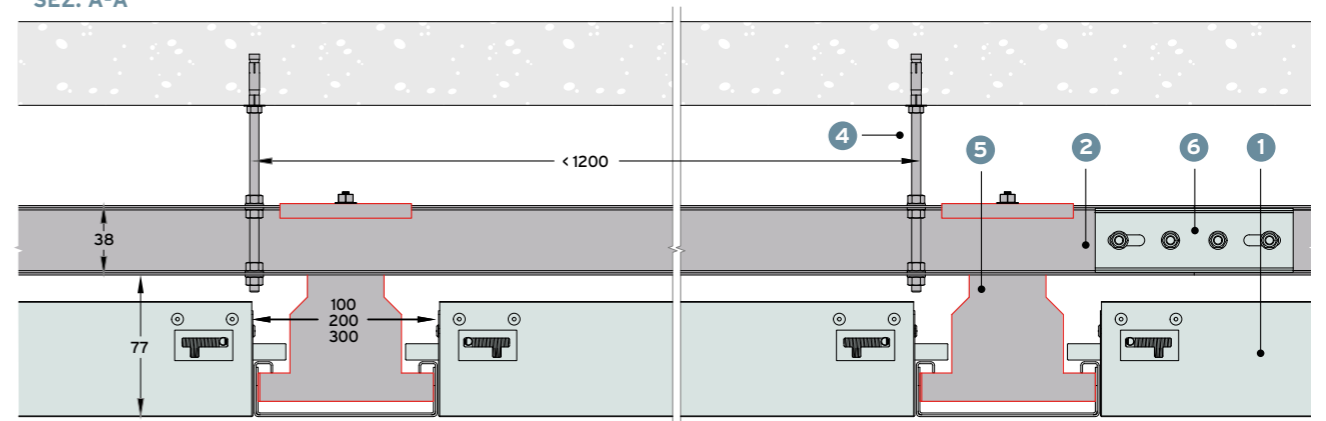
CUSTOM SIZE



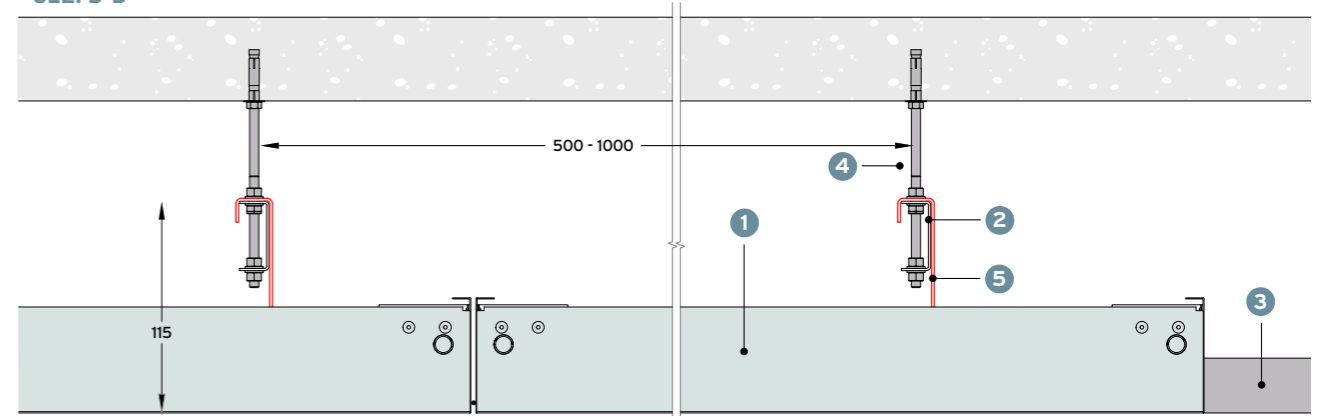
STRUCTURE - STRUTTURA MS700XX • HOOK 700 SYSTEM



SEZ. A-A



SEZ. B-B

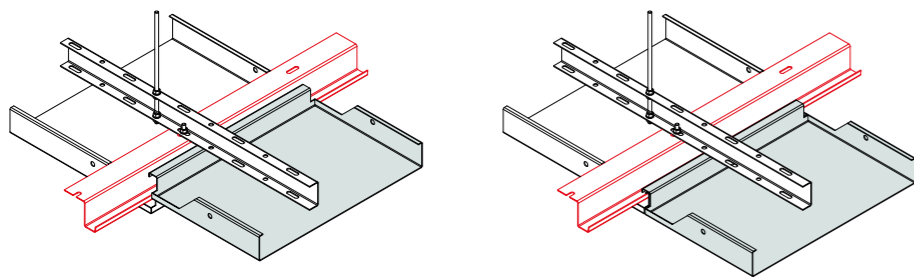
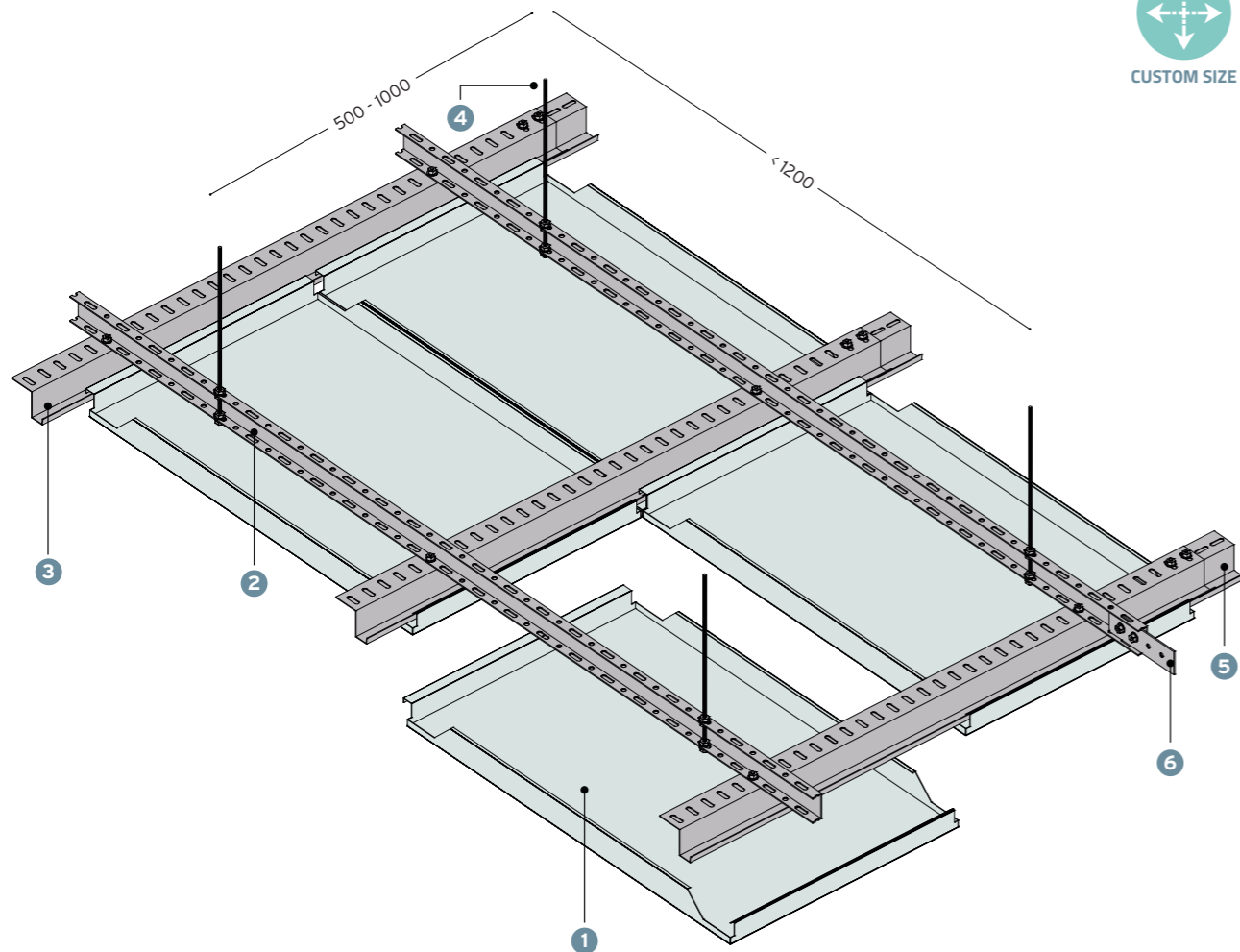


1	2	3	4
MS700XX panel pannello	C3810PP primary profile profilo primario	B100/200 300 main runner bandraster portante	hanger bracket attacco di sospensione
5	6	7	8
GA100/ 200/300 hook between primary profile and main runner gancio tra profilo primario e bandraster portante	GC3810PP joint for primary profile giunto per profilo primario	GB100/ 200/300 joint for bandraster giunto per bandraster	GU 600 1.5 mm gasket to hide edges. guarnizione autoadesiva di 1.5 mm per il mascheramento degli spigoli. (optional)

MS800XX HOOK ON 800 SYSTEM



CUSTOM SIZE



1	2	3	4
MS800XX panel pannello	C3810PP primary profile profilo primario	PZ800P main runner profile profilo portante	hanger bracket attacco di sospensione
5	6		
GC3810P joint for primary profile giunto per profilo primario	GPZ800PP joint for main runner profile giunto per profilo portante		

PANEL • PANNELLO

MS800XX • HOOK ON 800 SYSTEM



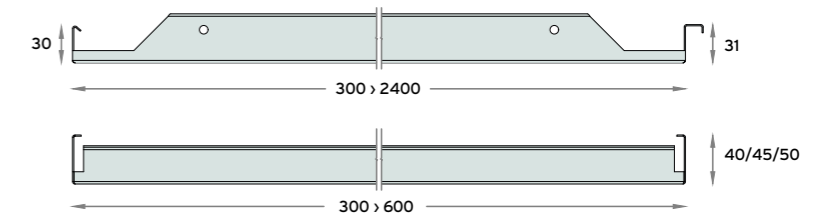
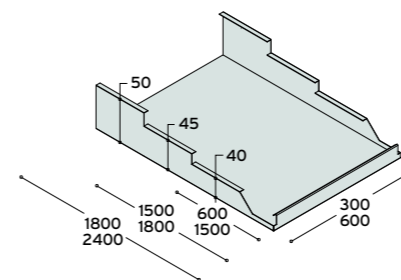
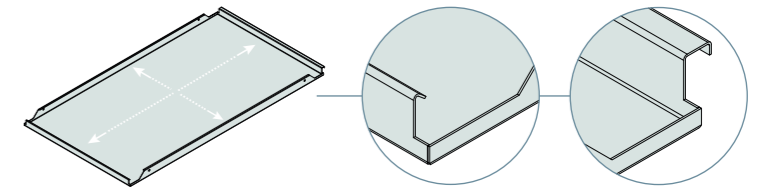
MS800XX square edge
bordo angolo vivo



CUSTOM SIZE

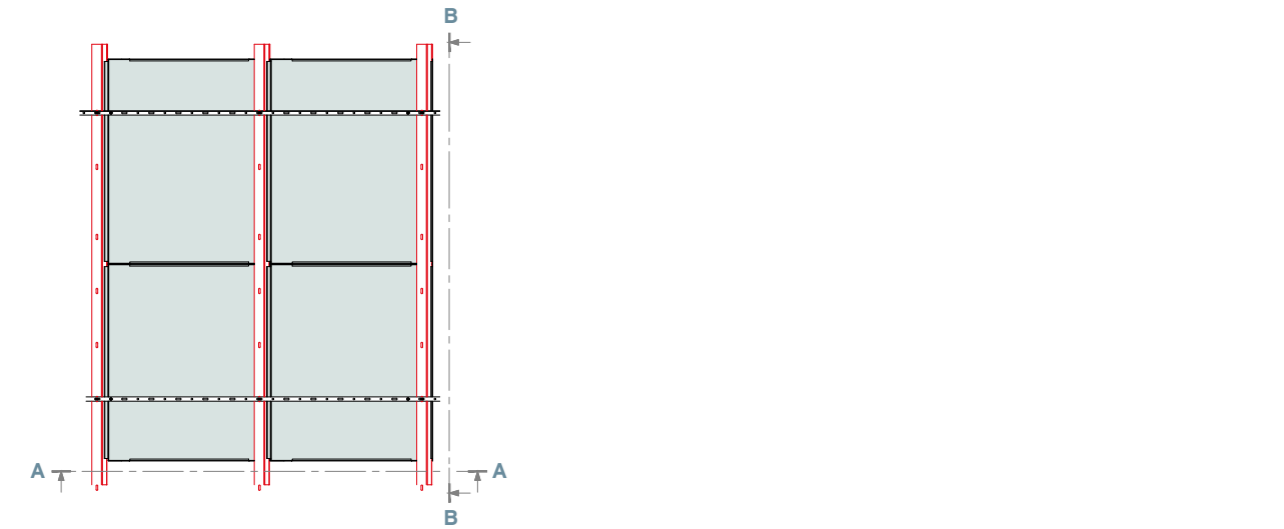
aluminium alluminio 0.6 mm > 1 mm
steel acciaio 0.5 mm > 1 mm

width larghezza 300 mm > 600 mm
length lunghezza 600 mm > 2400 mm

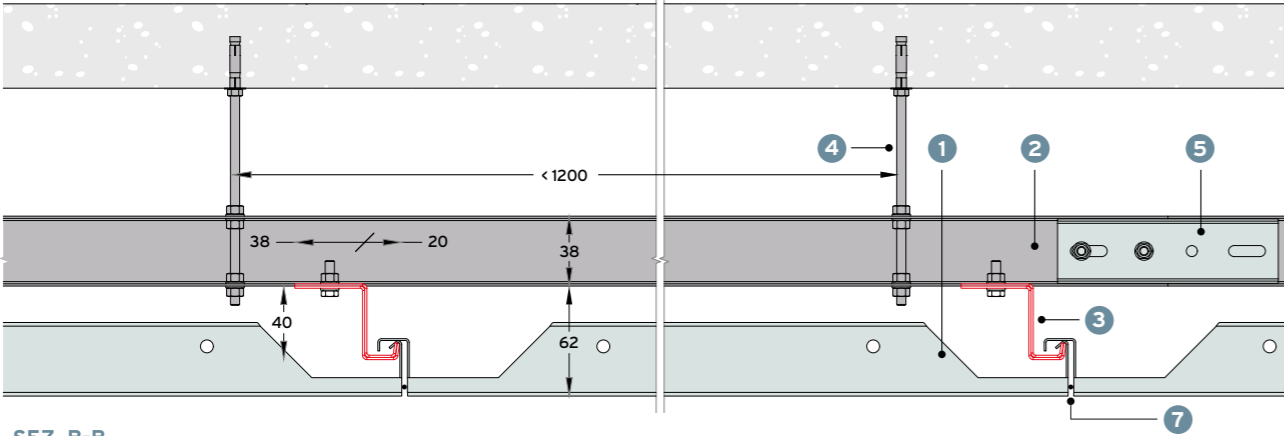


STRUCTURE • STRUTTURA

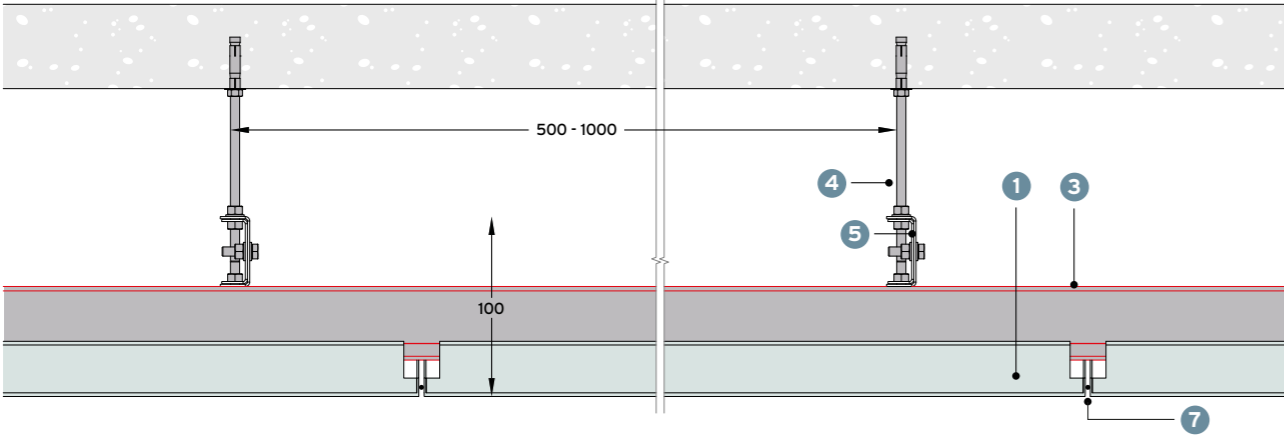
MS800XX • HOOK ON 800 SYSTEM



SEZ. A-A

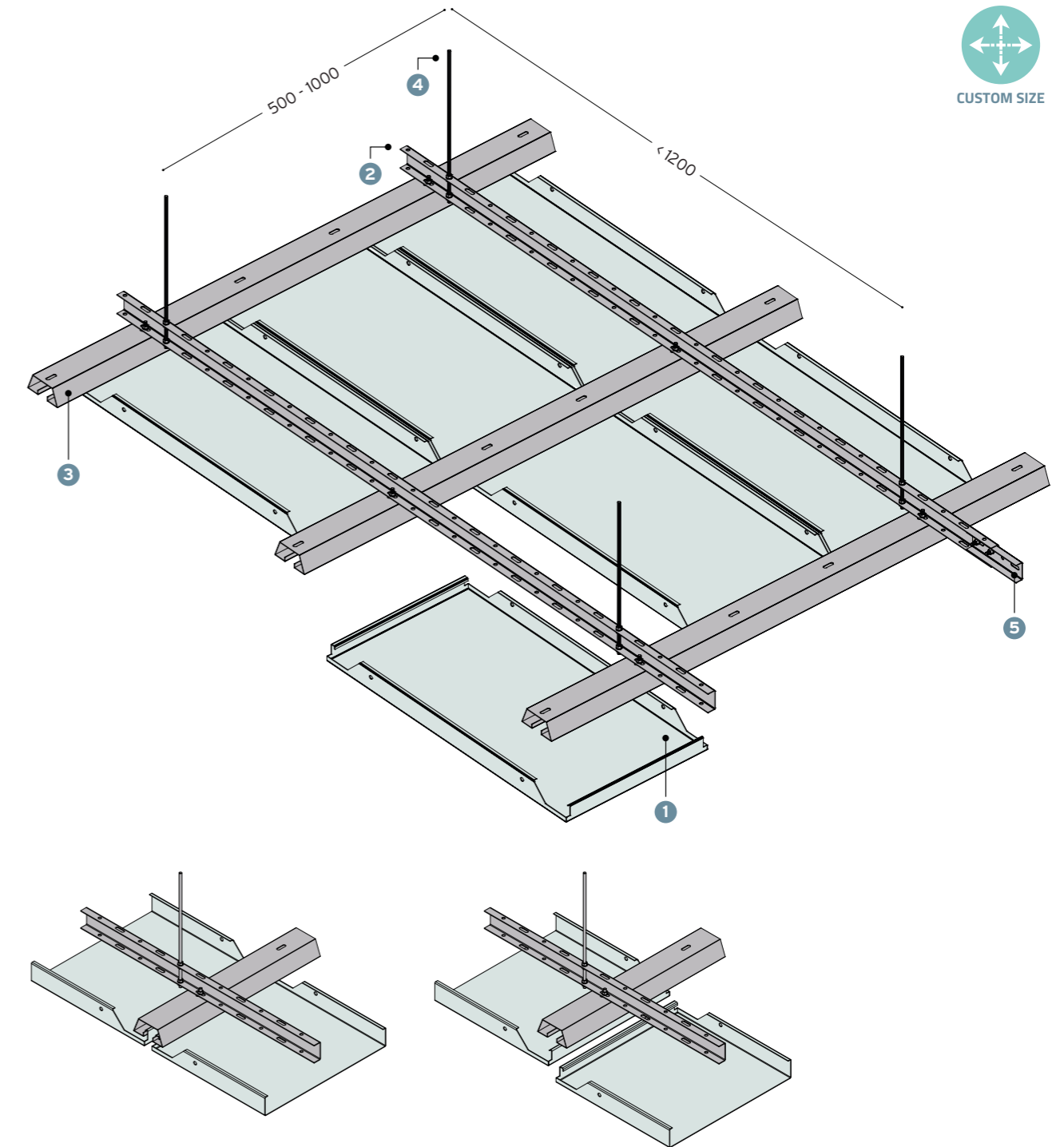


SEZ. B-B



1	MS800XX panel pannello	2	C3810PP primary profile profilo primario	3	PZ800P main runner profile profilo portante	4	hanger bracket attacco di sospensione
5	GC3810P joint for primary profile giunto per profilo primario	6	GPZ800PP joint for main runner profile giunto per profilo portante	7	GU 600 1.5 mm gasket to hide edges. guarnizione autoadesiva di 1.5 mm per il mascheramento degli spigoli. (optional)		

MS900XX HOOK ON PLUS 900 SYSTEM



1	MS900XX panel pannello	2	C3810P primary profile profilo primario	3	P900 main runner profile profilo portante	4	hanger bracket attacco di sospensione
5	GC3810P joint for primary profile giunto per profilo primario	6	GU 600 1.5 mm gasket to hide edges. guarnizione autoadesiva di 1.5 mm per il mascheramento degli spigoli. (optional)				

PANEL - PANNELLO

MS900XX • HOOK ON PLUS 900 SYSTEM



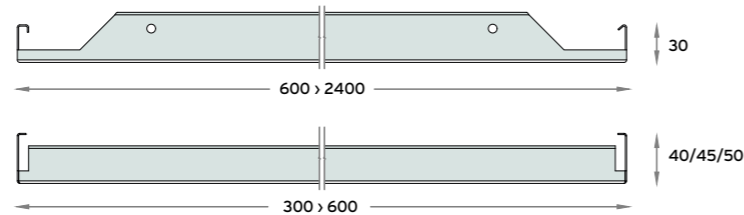
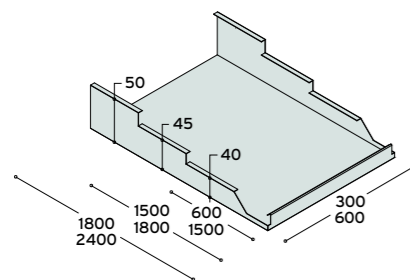
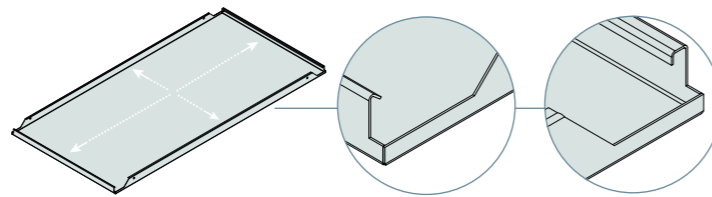
MS900XX square edge
bordo angolo vivo



CUSTOM SIZE

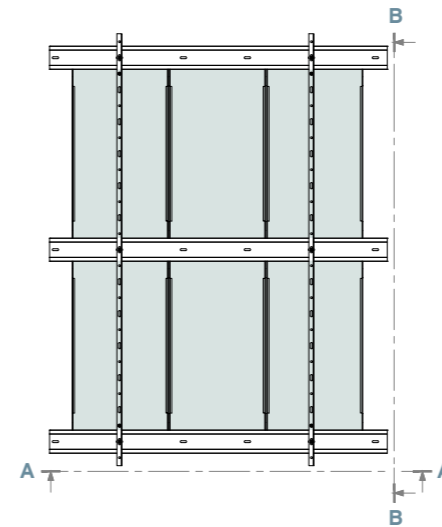
aluminium alluminio 0.6 mm > 1 mm
steel acciaio 0.5 mm > 1 mm

width larghezza 300 mm > 600 mm
length lunghezza 600 mm > 2400 mm

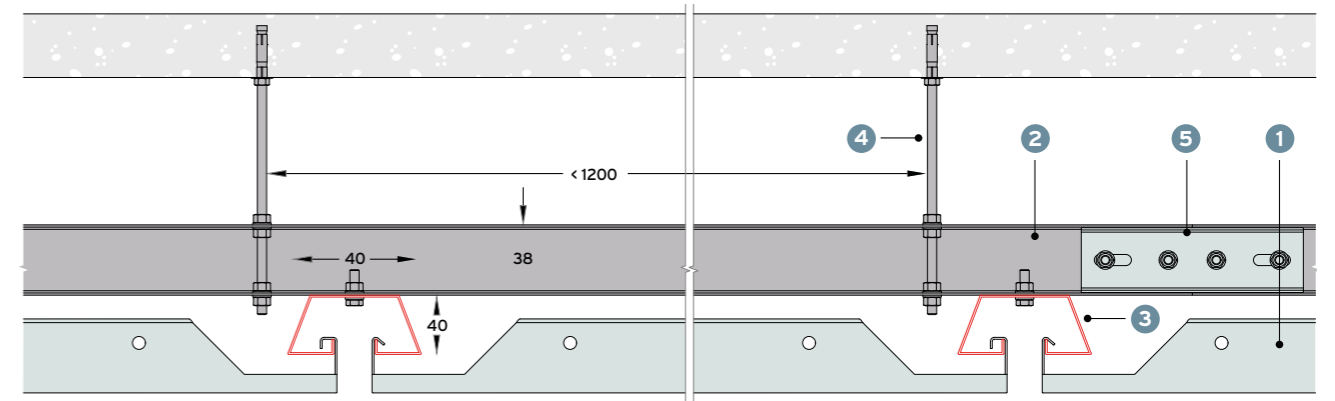


STRUCTURE - STRUTTURA

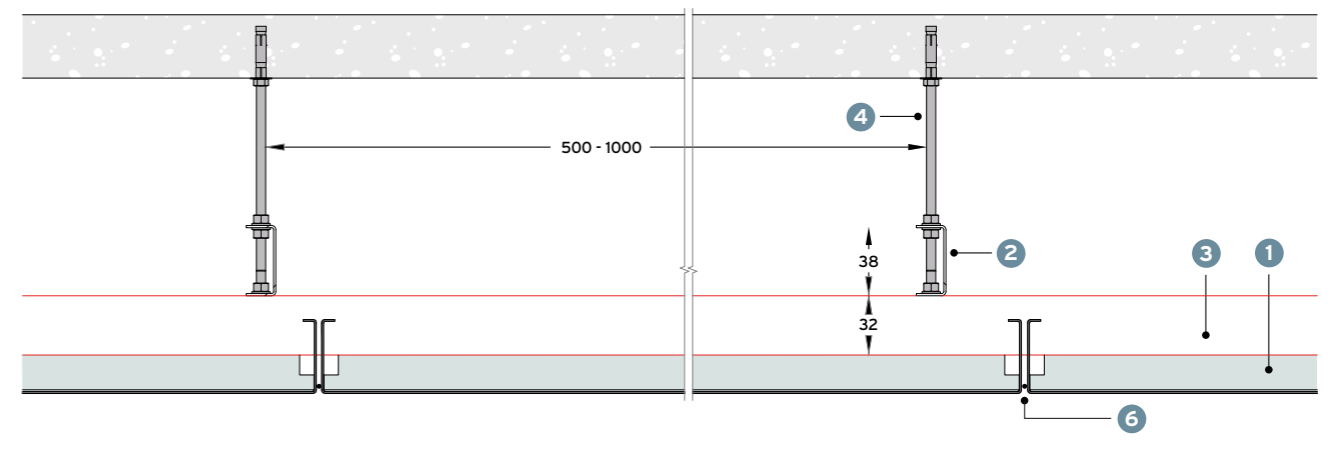
MS900XX • HOOK ON PLUS 900 SYSTEM



SEZ. A-A



SEZ. B-B

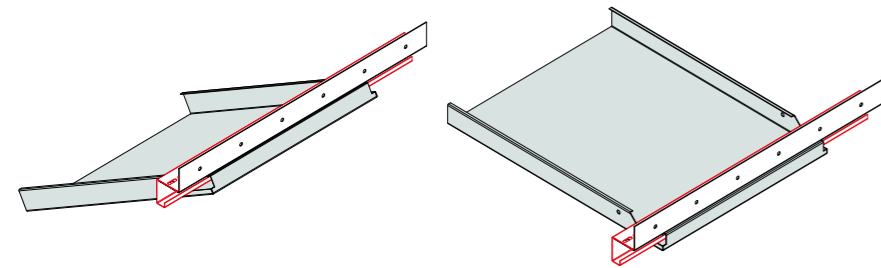
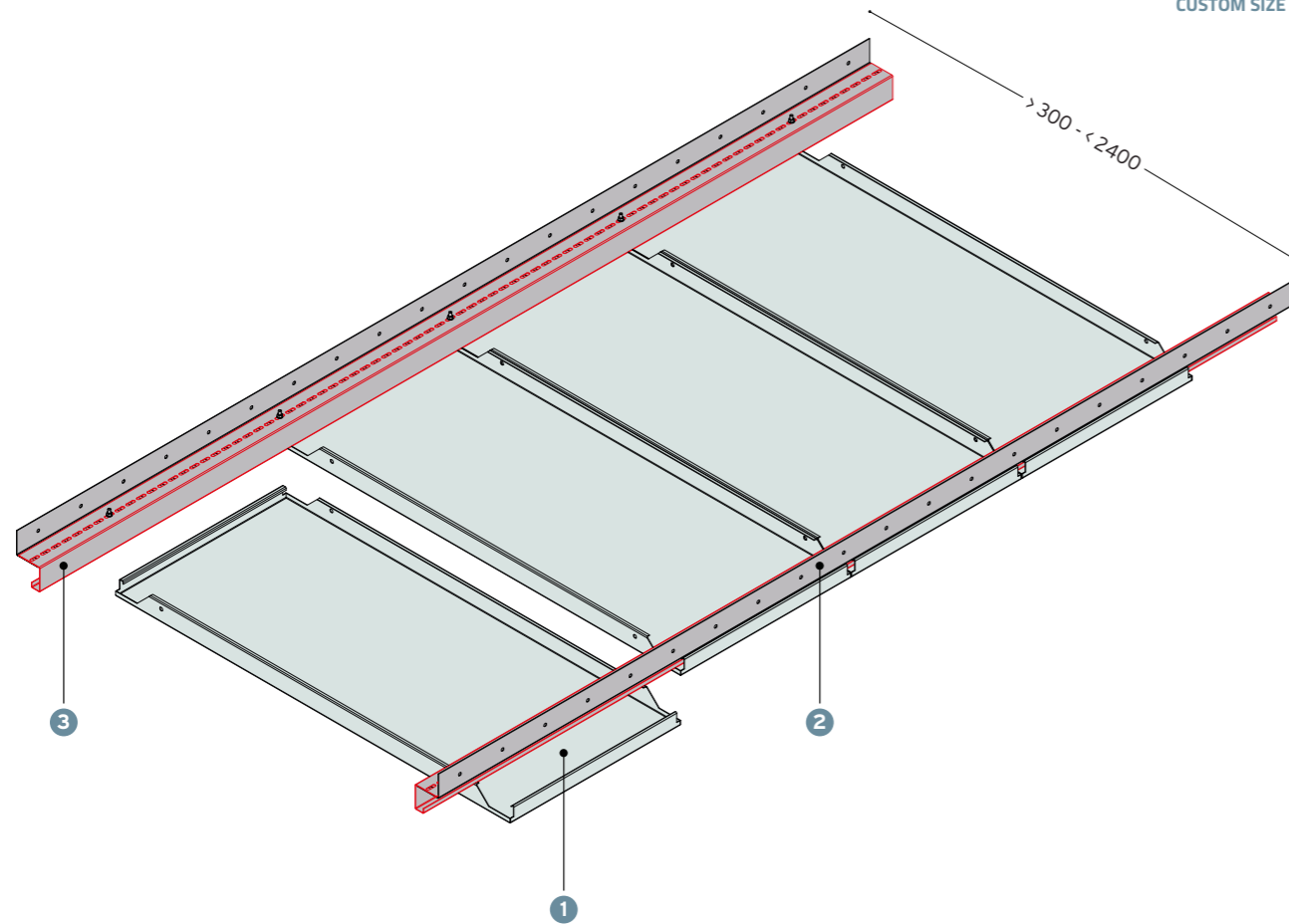


1	MS900XX panel pannello	2	C3810P primary profile profilo primario	3	P900 main runner profile profilo portante	4	hanger bracket attacco di sospensione
5	GC3810P joint for primary profile giunto per profilo primario	6	GU 600 1.5 mm gasket to hide edges. guarnizione autoadesiva di 1.5 mm per il mascheramento degli spigoli. (optional)				

MS1000XX CORRIDOR 1000 SYSTEM



CUSTOM SIZE



- 1**

MS1000XX panel
pannello
- 2**

CPA1000 primary angle
moulding
angolare primario
- 3**

P1000 main runner profile
profilo portante
- GU600** 1.5 mm gasket to hide edges.
guarnizione autoadesiva di 1.5 mm
per il mascheramento degli spigoli.
(optional)

PANEL • PANNELLO

MS1000XX • CORRIDOR 1000 SYSTEM



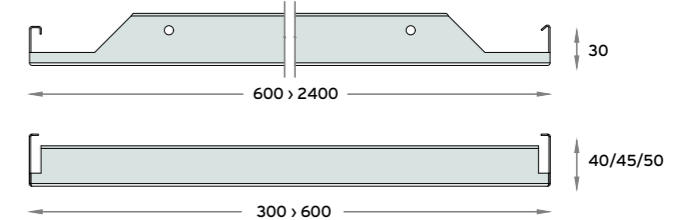
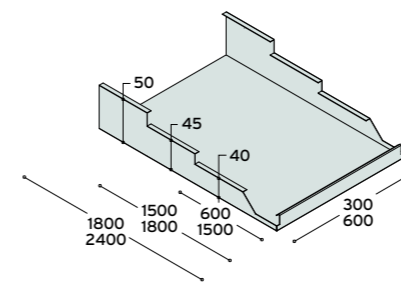
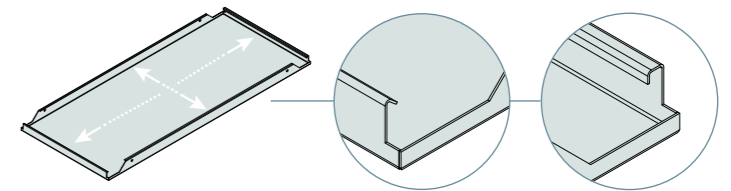
MS1000XX square edge
bordo angolo vivo



CUSTOM SIZE

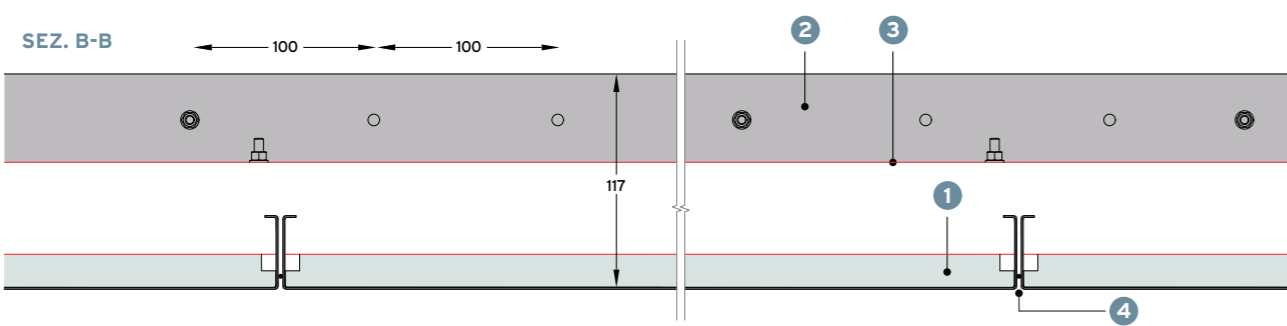
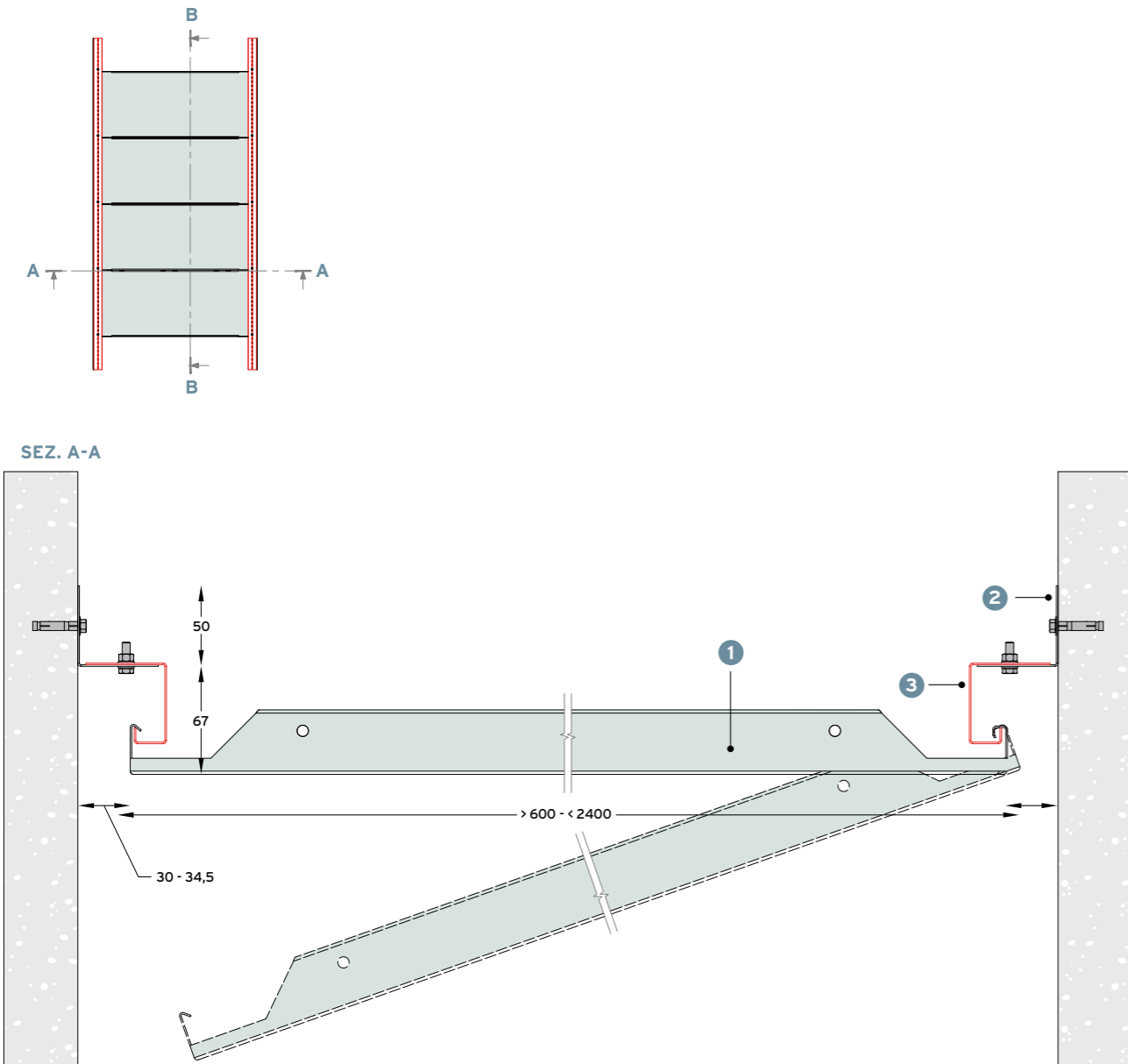
aluminium alluminio 0.6 mm > 1 mm
steel acciaio 0.5 mm > 1 mm

width larghezza 300 mm > 600 mm
length lunghezza 600 mm > 2400 mm



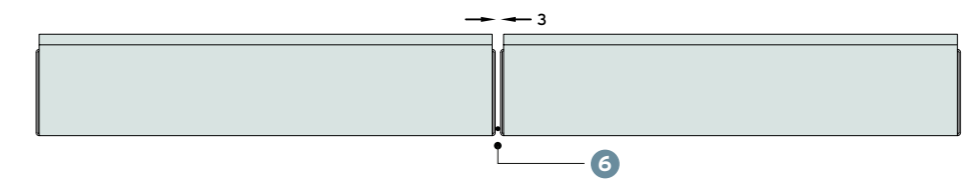
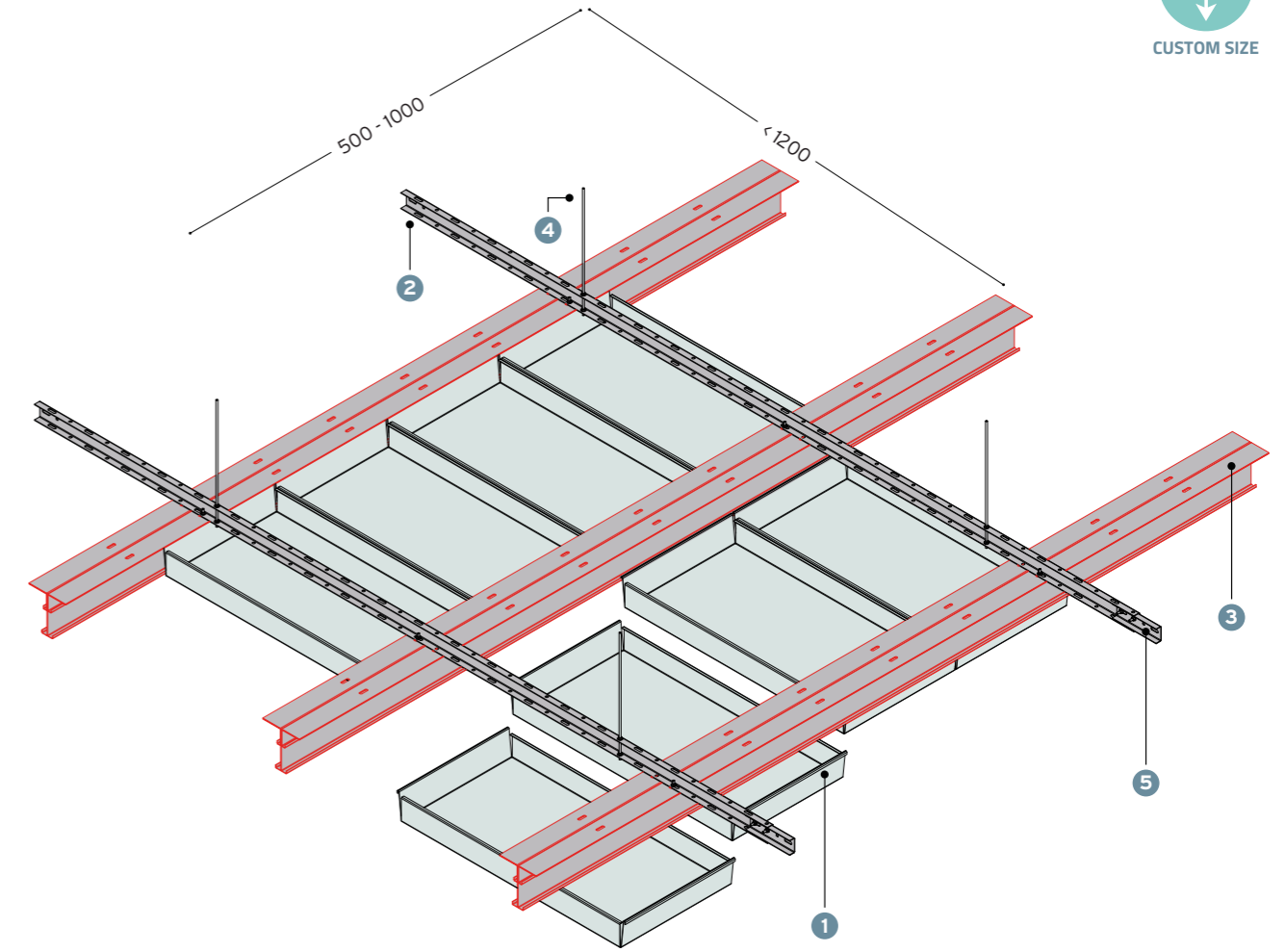
STRUCTURE • STRUTTURA

MS1000XX • CORRIDOR 1000 SYSTEM



1	2	3	4
MS1000XX panel pannello	CPA1000 primary angle moulding angolare primario	P1000 main runner profile profilo portante	GU600 1.5 mm gasket to hide edges. guarnizione autoadesiva di 1.5 mm per il mascheramento degli spigoli. (optional)

MS1100XX **SLIDING 1100** SYSTEM



1	2	3	4
MS1100XX panel pannello	C3810PP main runner profile profilo primario portante	P1200 secondary profile double sliding system profilo secondario doppio sliding system	hanger bracket attacco di sospensione
5	6		
GC3810PP joint for main runner profile giunto per profilo primario portante	GU600 1.5 mm gasket to hide edges. guarnizione autoadesiva di 1.5 mm per il mascheramento degli spigoli. (optional)		

PANEL - PANNELLO

MS1100XX • SLIDING 1100 SYSTEM



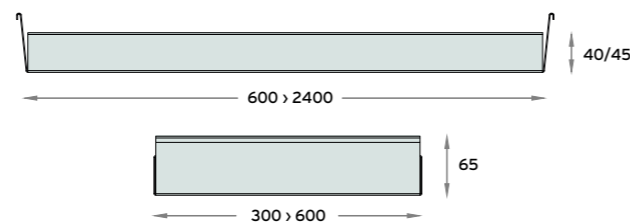
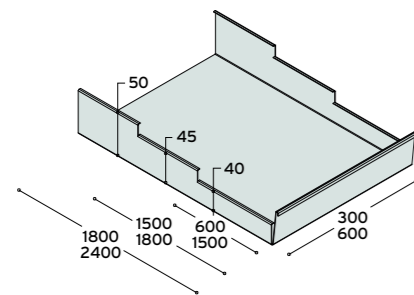
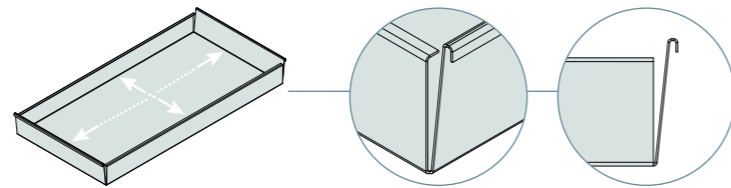
MS1100XX square edge
bordo angolo vivo



CUSTOM SIZE

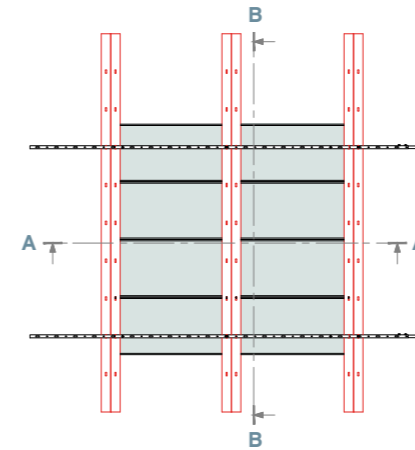
aluminium alluminio 0.6 mm > 1 mm
steel acciaio 0.5 mm > 1 mm

width larghezza 300 mm > 600 mm
length lunghezza 600 mm > 2400 mm

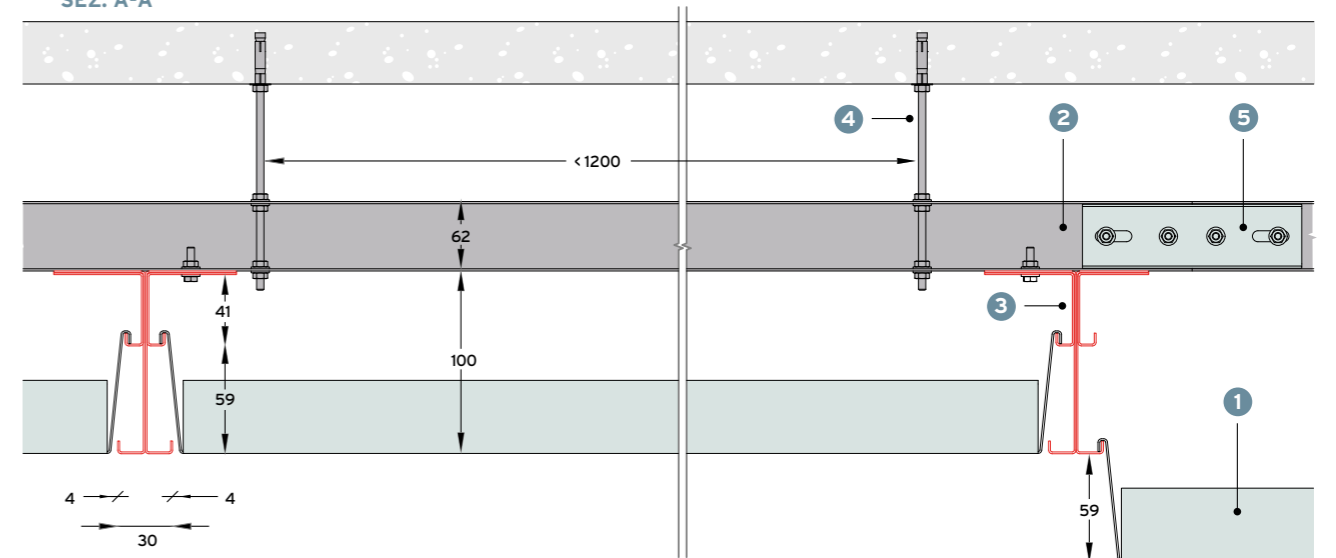


STRUCTURE • STRUTTURA

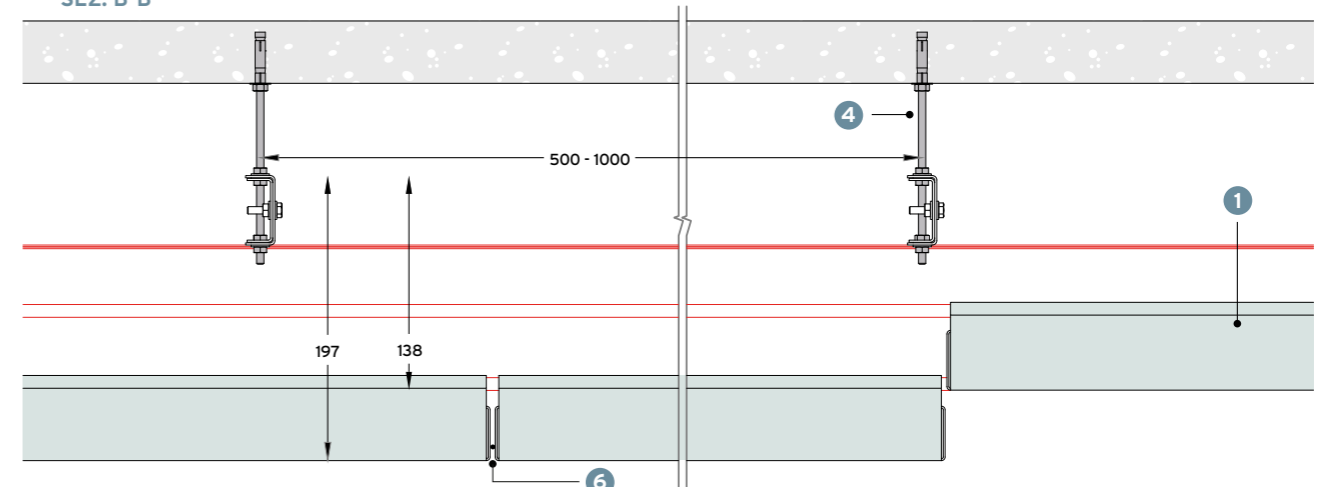
MS1100XX • SLIDING 1100 SYSTEM



SEZ. A-A



SEZ. B-B

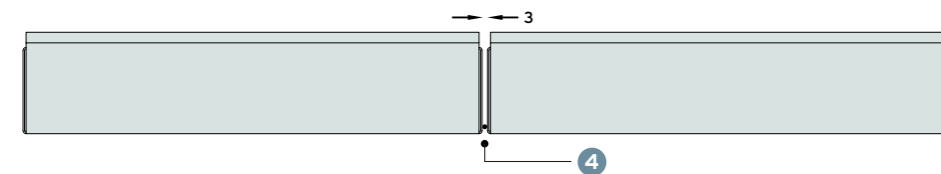
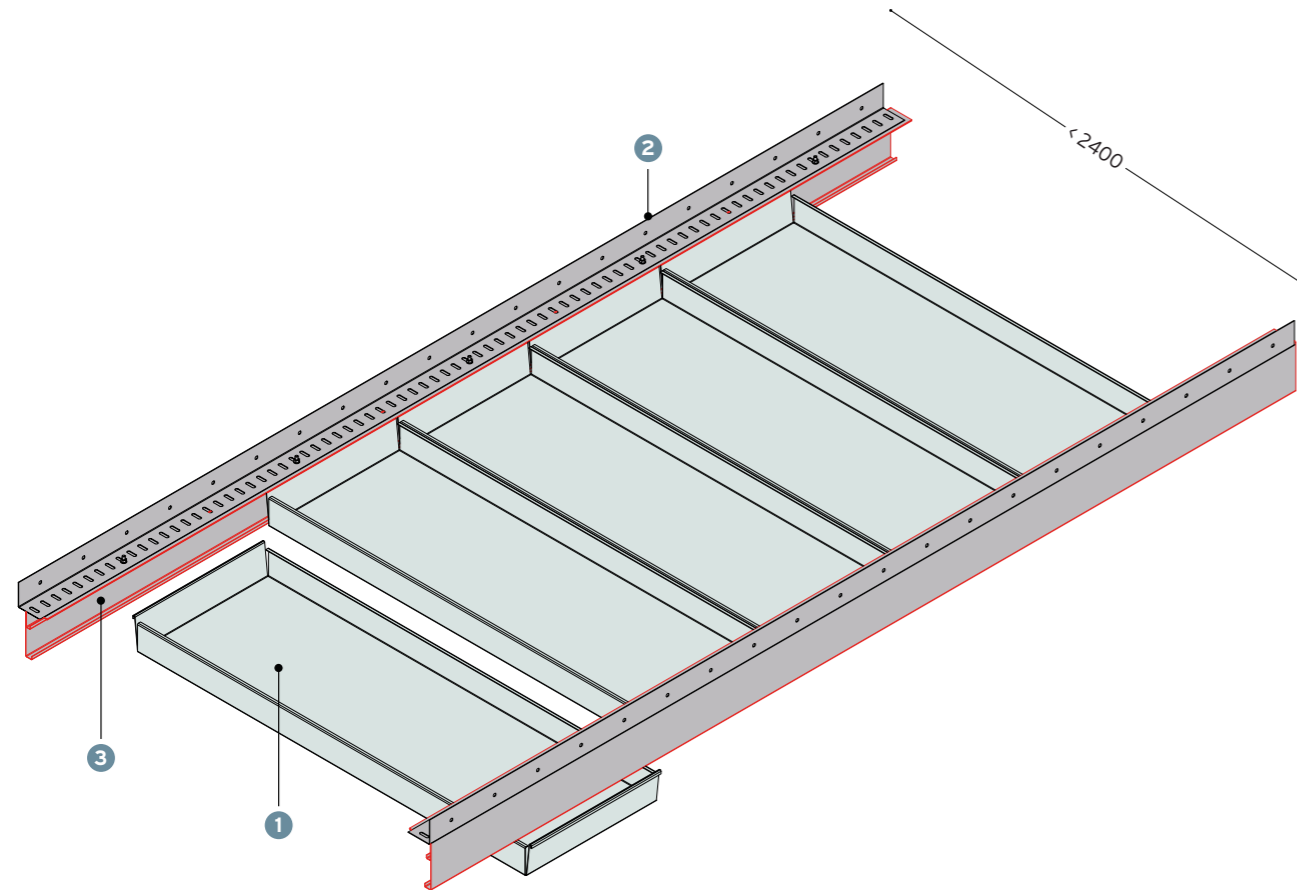


- | | | | | | |
|----------------------------|--|---|--|--|--|
| 1 | 2 | 3 | 4 | 5 | 6 |
| MS1100XX panel
pannello | C3810PP main runner
profilo primario portante | P1200 secondary profile double sliding system
profilo secondario doppio sliding system | hanger bracket
attacco di sospensione | GC3810PP joint for main runner profile
giunto per profilo primario portante | GU600 1.5 mm gasket to hide edges.
guarnizione autoadesiva di 1.5 mm per il mascheramento degli spigoli. (optional) |

MS1200XX SLIDING CORRIDOR SYSTEM



CUSTOM SIZE



- | | | | |
|-----------------------------------|---|--|--|
| 1 | 2 | 3 | 4 |
| MS1200XX panel
pannello | CPA1000 primary angle
moulding
angolare primario | P1100 secondary profile
single sliding system
profilo secondario
single sliding system | GU600 1.5 mm gasket to hide edges.
guarnizione autoadesiva di 1.5 mm
per il mascheramento degli spigoli.
(optional) |

PANEL · PANNELLO MS1200XX · SLIDING CORRIDOR SYSTEM



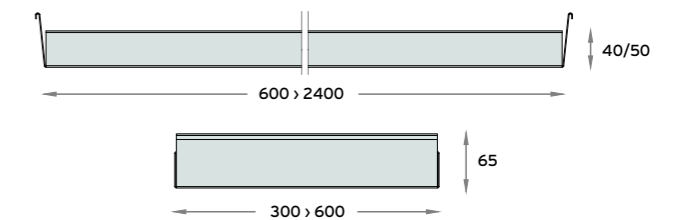
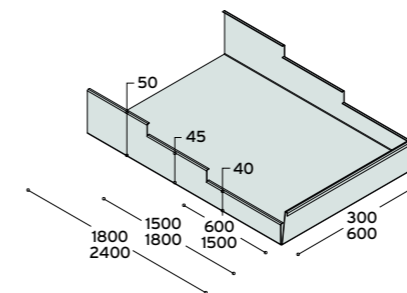
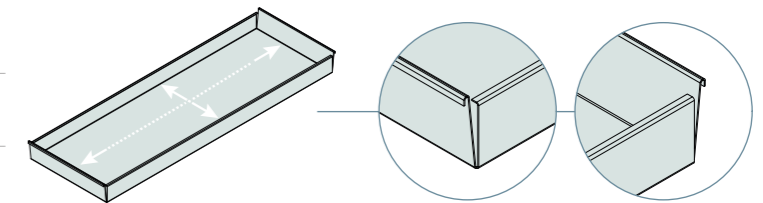
MS1200XX square edge
bordo angolo vivo



CUSTOM SIZE

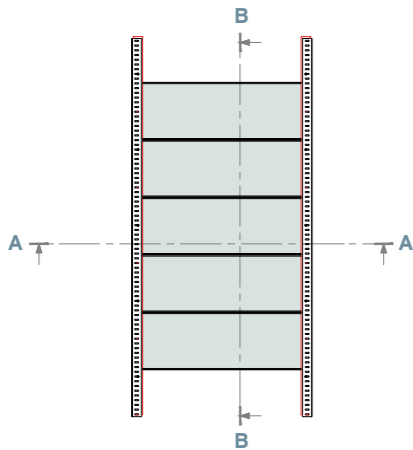
aluminium alluminio 0.6 mm > 1 mm
steel acciaio 0.5 mm > 1 mm

width larghezza 300 mm > 600 mm
length lunghezza 600 mm > 2400 mm

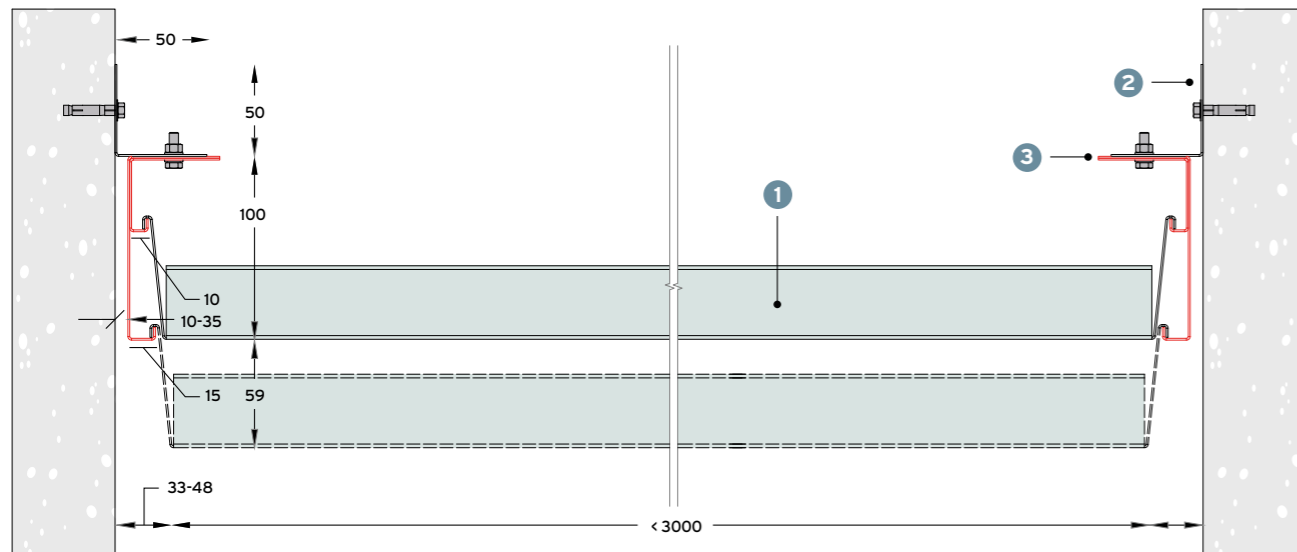


STRUCTURE • STRUTTURA

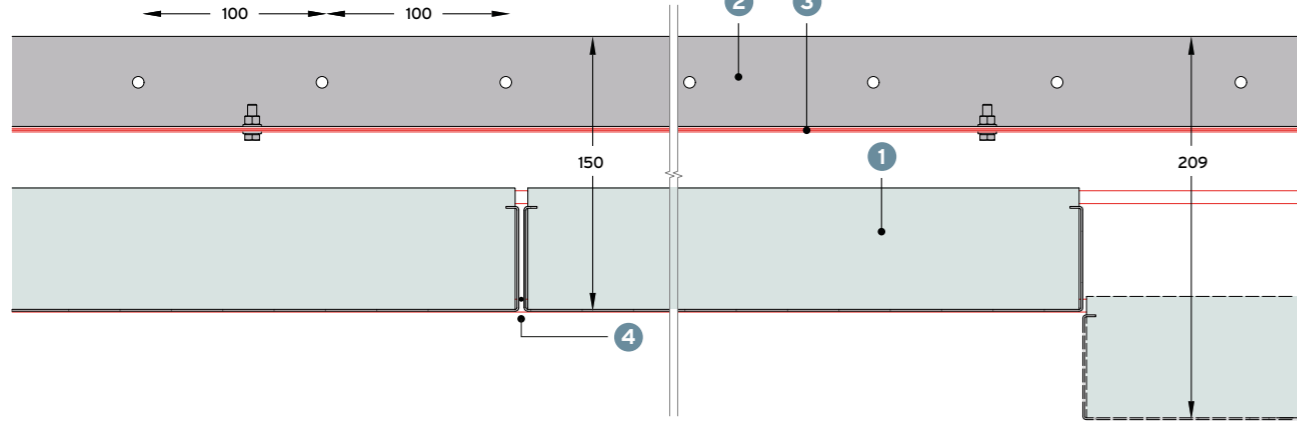
MS1200XX • SLIDING CORRIDOR SYSTEM



SEZ. A-A



SEZ. B-B

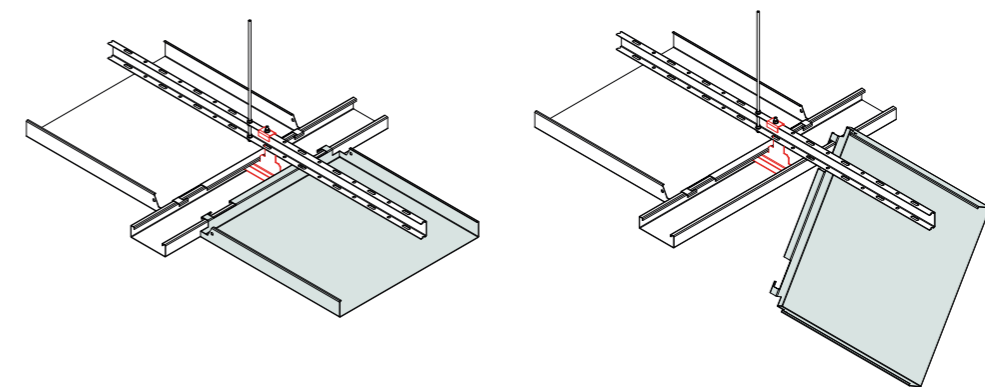
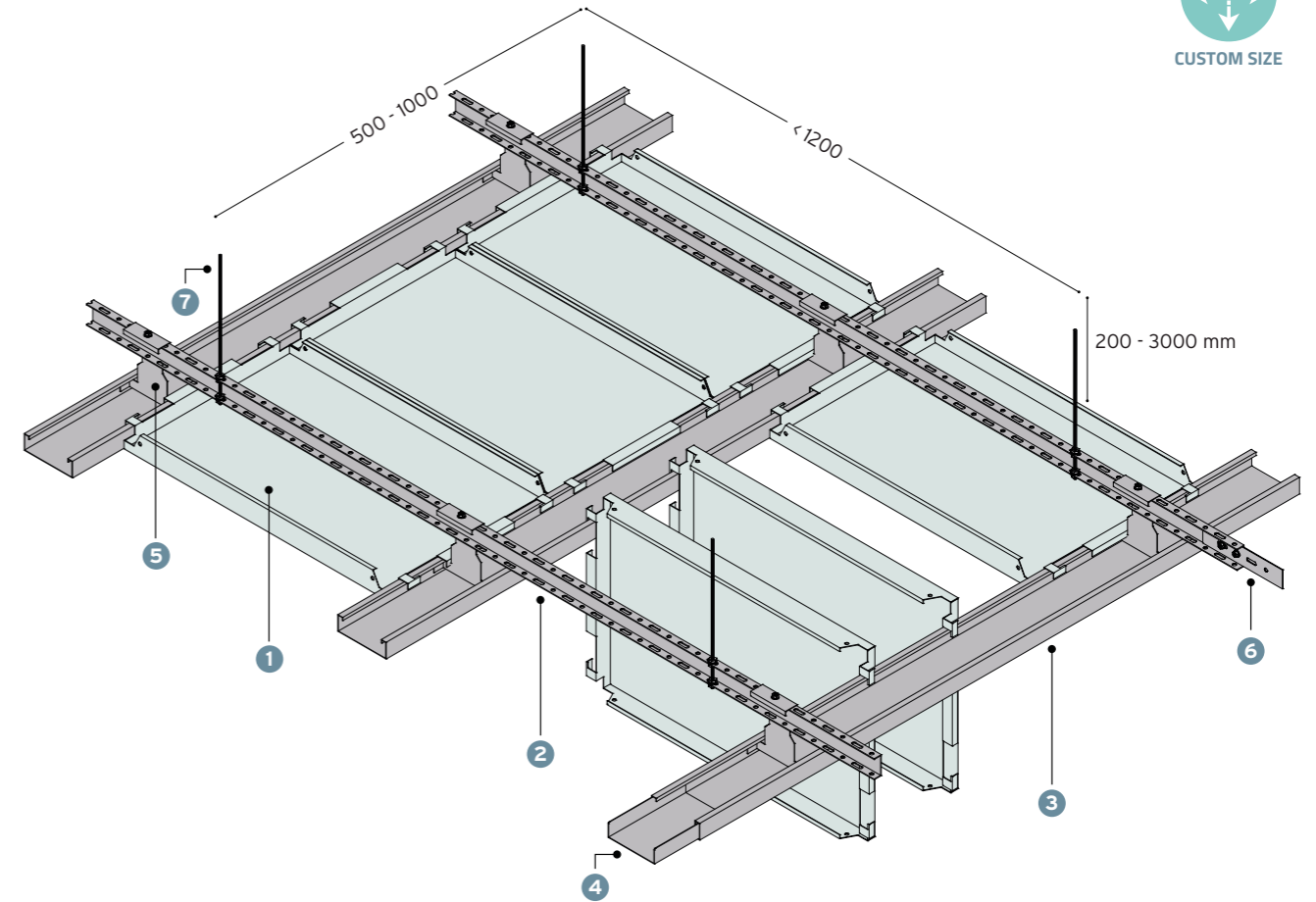


1	2	3	4
MS1200XX panel pannello	CPA1000 primary angle moulding angolare primario	P1100 secondary profile single sliding system profilo secondario single sliding system	GU600 1.5 mm gasket to hide edges. guarnizione autoadesiva di 1.5 mm per il mascheramento degli spigoli. (optional)

MS1300XX HOOK ON 1300 SYSTEM



CUSTOM SIZE



1	2	3	4
MS1300XX panel pannello	C3810PP primary profile profilo primario	B100 main runner B200 bandraster B300 bandraster portante	GB100 joint for bandraster GB200 giunto per bandraster GB300
5	6	7	
GA100 GA200 GA300	hook between primary profile and bandraster gancio tra profilo primario e bandraster portante	GC3810PP joint for main runner profile giunto per profilo primario portante	BF10 threaded rod BF20 barra filettata
			GU600 1.5 mm gasket to hide edges. guarnizione autoadesiva di 1.5 mm per il mascheramento degli spigoli. (optional)

PANEL • PANNELLO

MS1300XX • HOOK ON 1300 SYSTEM

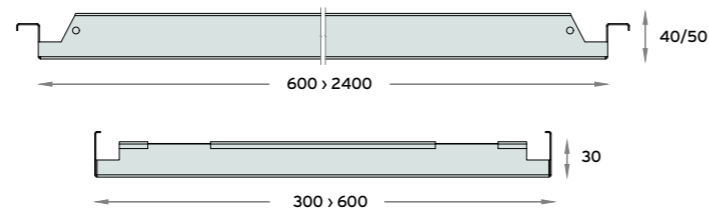
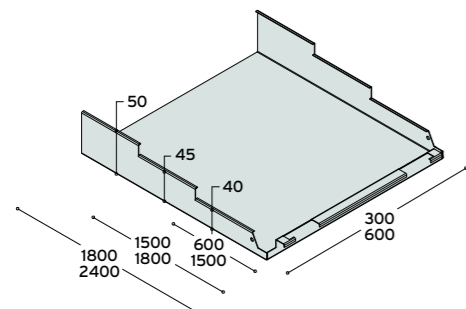
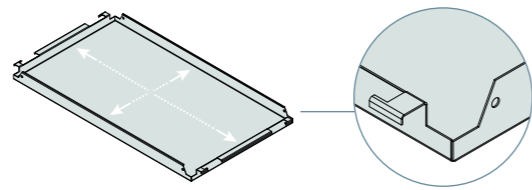


MS1300XX square edge
bordo angolo vivo

aluminium alluminio 0.6 mm > 1 mm
steel acciaio 0.5 mm > 1 mm

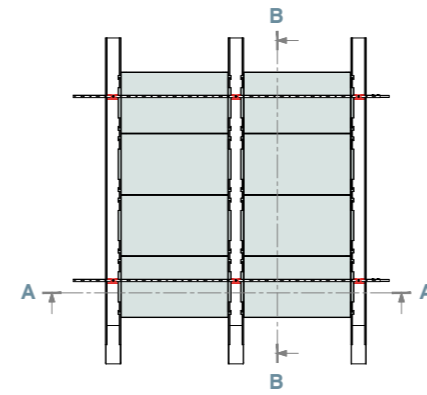
width larghezza 300 mm > 600 mm
length lunghezza 600 mm > 2400 mm

CUSTOM SIZE

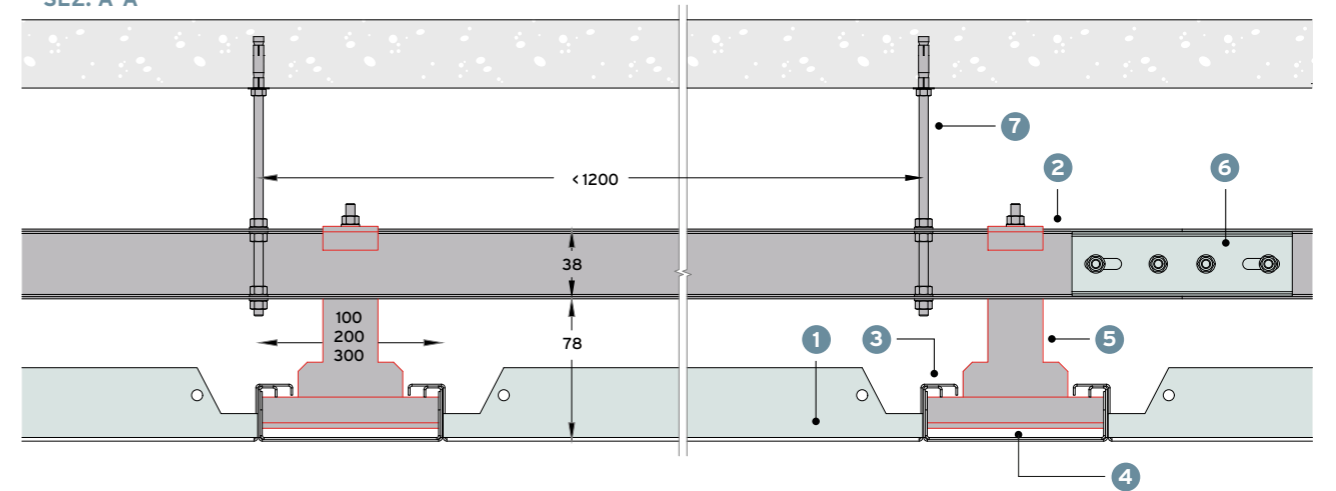


STRUCTURE • STRUTTURA

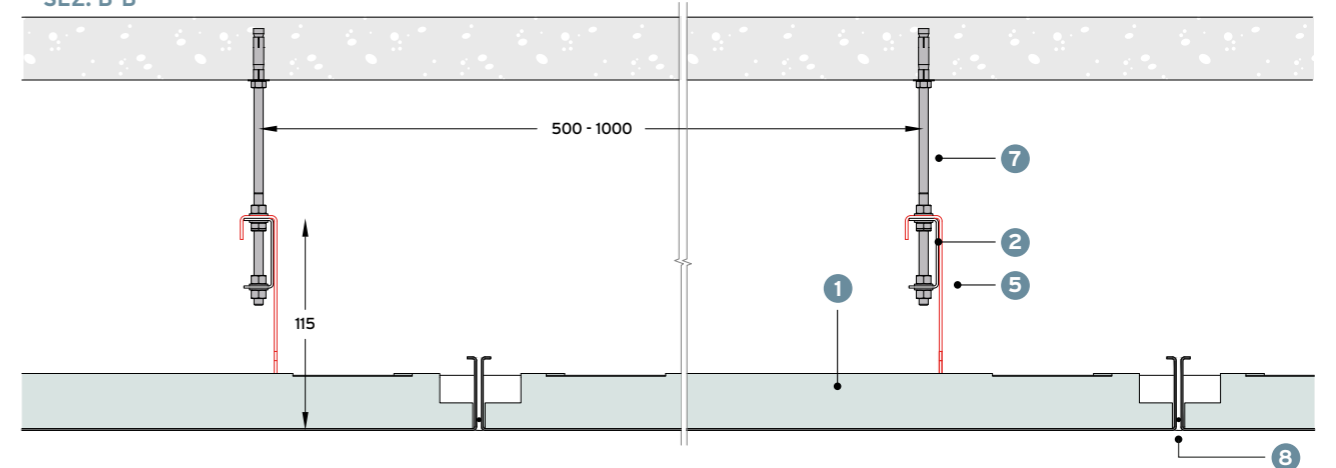
MS1300XX • HOOK ON 1300 SYSTEM



SEZ. A-A



SEZ. B-B

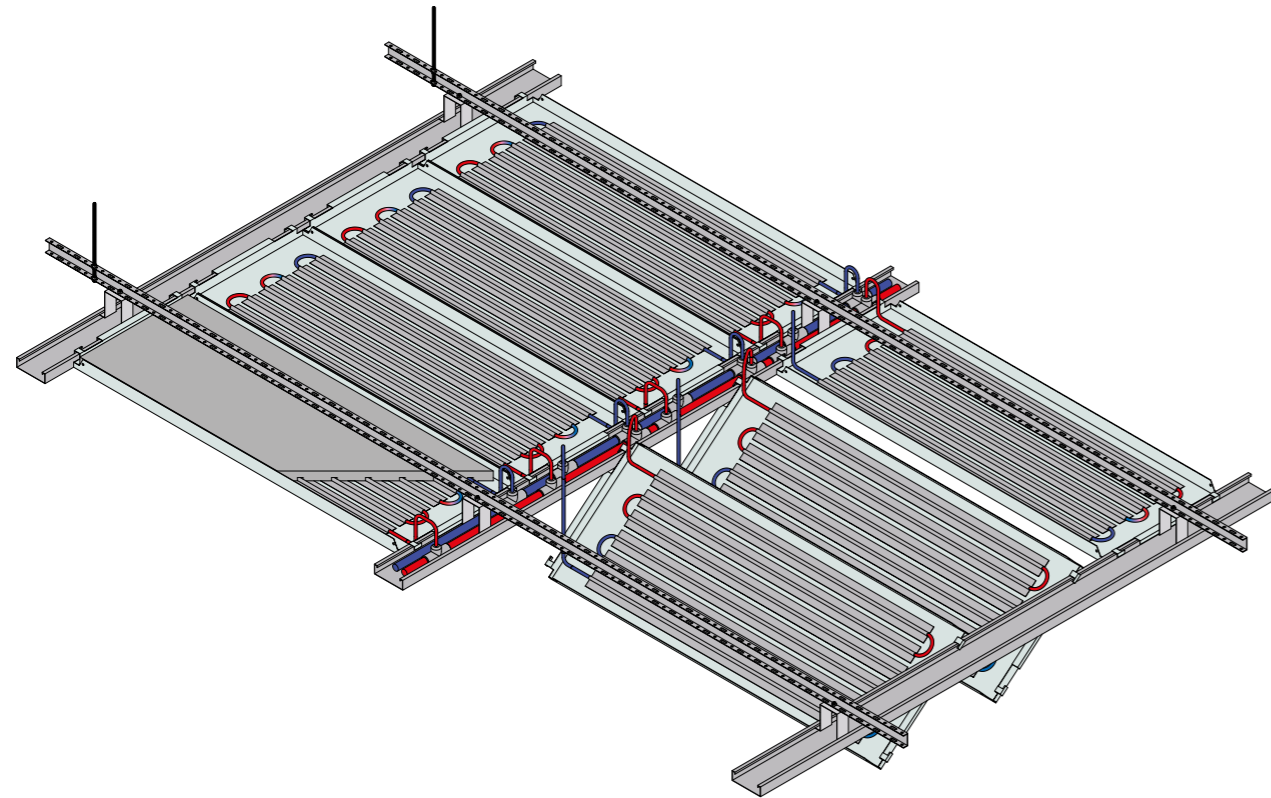


1	MS1300XX panel pannello	2	C3810PP primary profile profilo primario	3	B100 main runner B200 bandraster B300 bandraster portante	4	GB100 joint for bandraster GB200 giunto per bandraster GB300	
5	GA100 GA200 GA300	hook between primary profile and bandraster gancio tra profilo primario e bandraster portante	6	GC3810PP joint for main runner profile giunto per profilo primario portante	7	BF10 threaded rod BF20 barra filettata	8	GU600 1.5 mm gasket to hide edges. guarnizione autoadesiva di 1.5 mm per il mascheramento degli spigoli. (optional)

MS1400XX 1400 RADIANT SYSTEM



CUSTOM SIZE




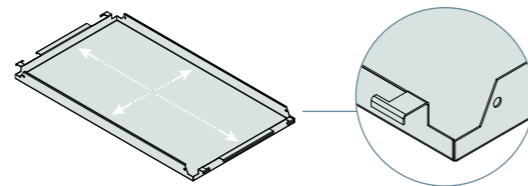
MS1400XX square edge
bordo angolo vivo



CUSTOM SIZE

aluminium alluminio 0.6 mm > 1 mm
steel acciaio 0.5 mm > 1 mm

width larghezza 300 mm > 600 mm
length lunghezza 600 mm > 2400 mm



PEX pipe with EVOH barrier
tubo PEX con barriera evoh

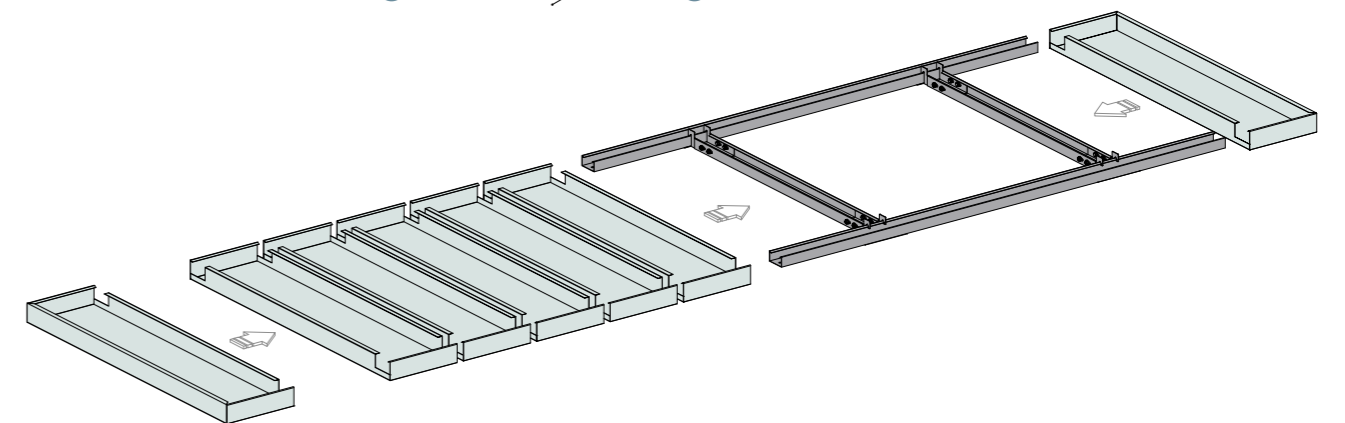
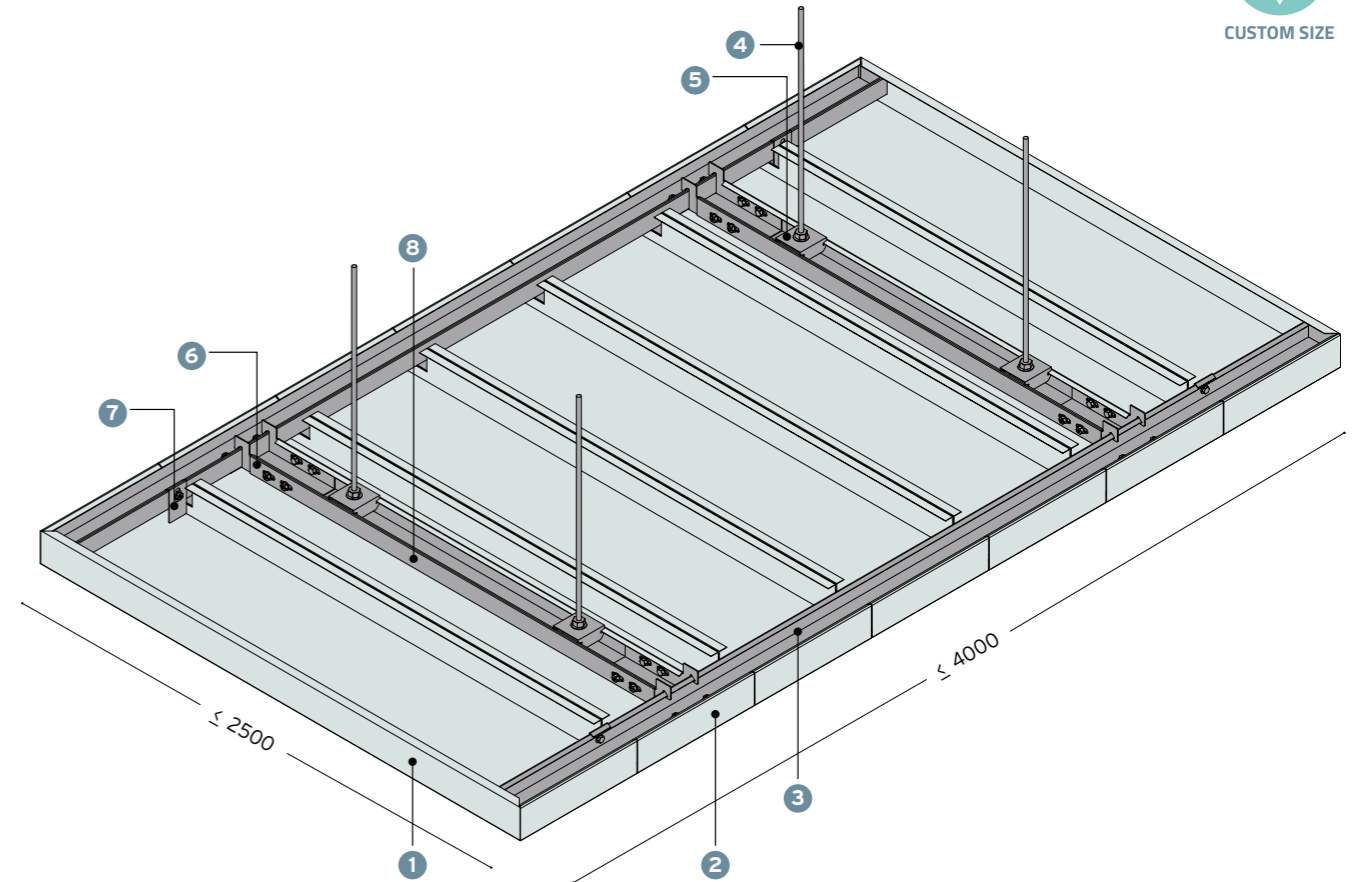
equalisation plate
piastra di equalizzazione

high density polystyrene insulation
isolante in polistirene ad alta densità

MS1500XX CASSETTE SYSTEM



CUSTOM SIZE



1	MS1500XX end panel pannello finale	2	MS1500XX standard panel pannello centrale	3	P27/50/63 profile profilo 50x27x3000 mm	4	BF10/BF20 threaded rod barra filettata
5	CAM50SF6 hanger bracket for 27/50 profile attacco di sospensione per profilo 27/50	6	CS001 "T" joint for 27/50 profile giunto a "T" per profilo 27/50	7	CS002 security bracket for panels staffa di sicurezza e bloccaggio pannelli	8	P27/50 middle profile profilo intermedio 27x50 ≤ 2500 mm

PANEL • PANNELLO MS1500XX • CASSETTE SYSTEM

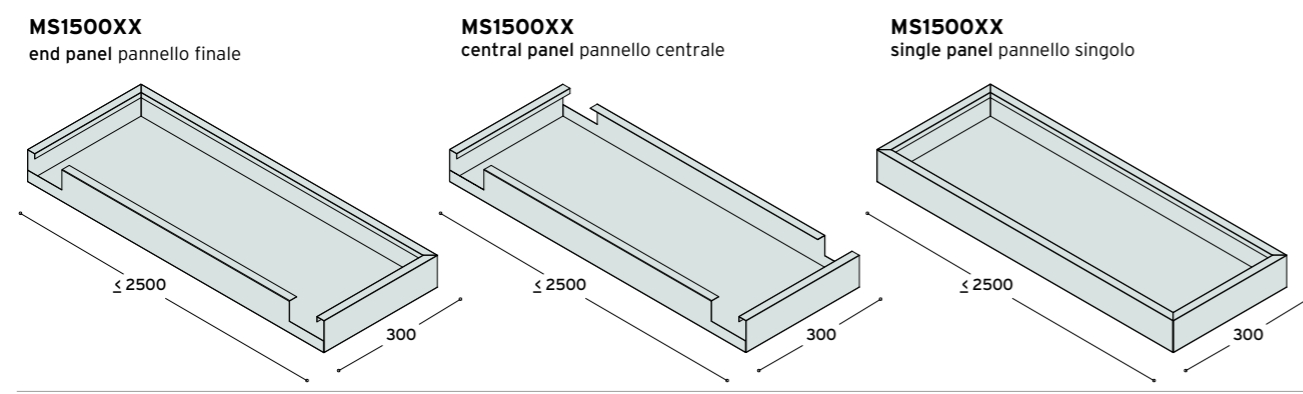


MS1500XX square edge
bordo angolo vivo

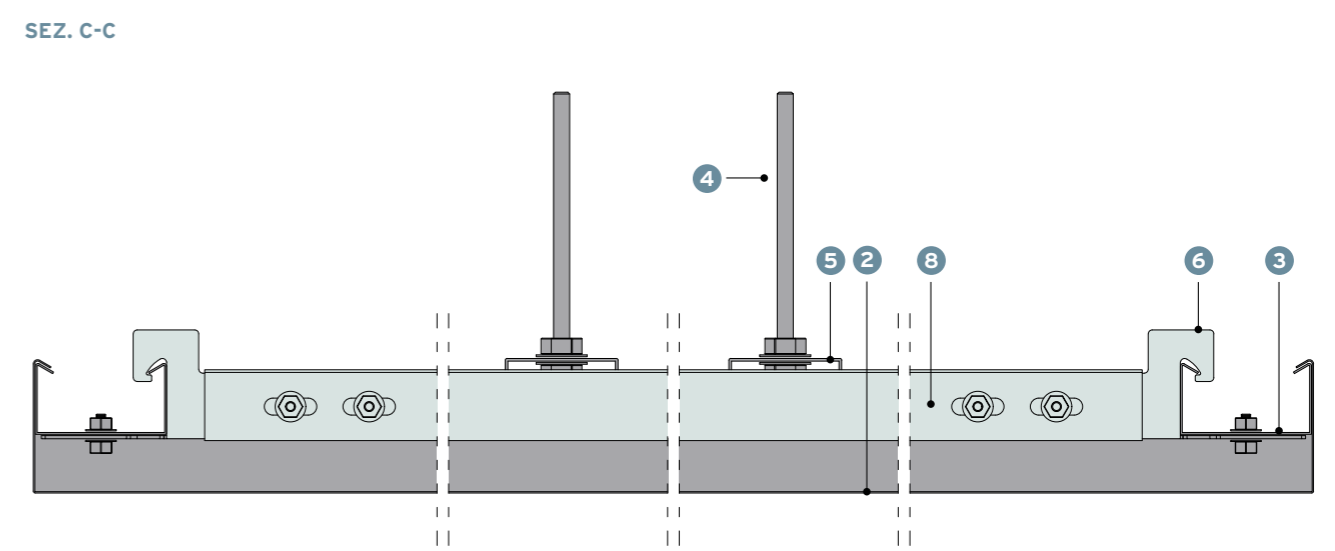
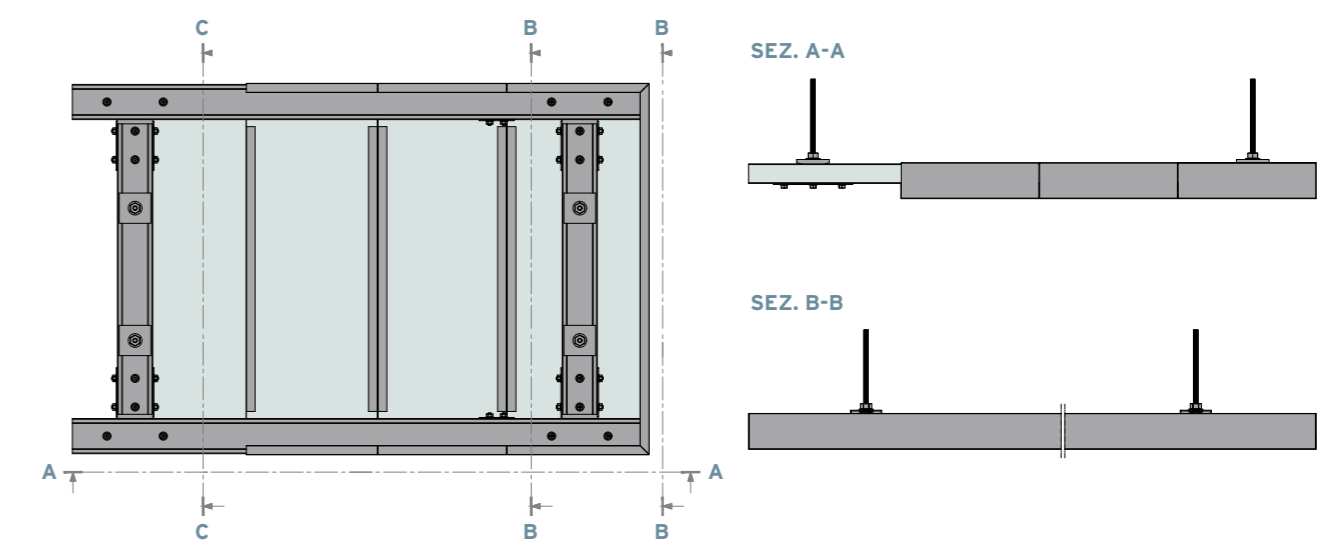
aluminium alluminio 0.5 mm > 0.6 mm
steel acciaio 0.5 mm > 0.6 mm > 0.7 mm

width larghezza 300 mm
length lunghezza ≤ 2500 mm

CUSTOM SIZE

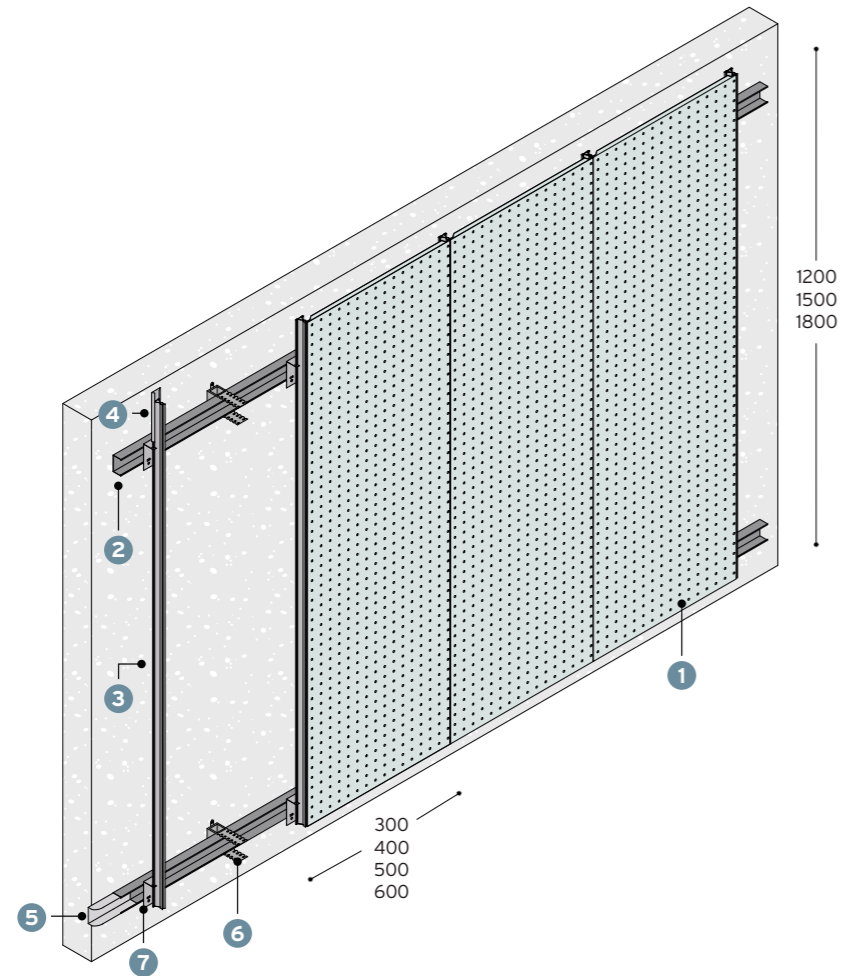


STRUCTURE • STRUTTURA MS1500XX • CASSETTE SYSTEM



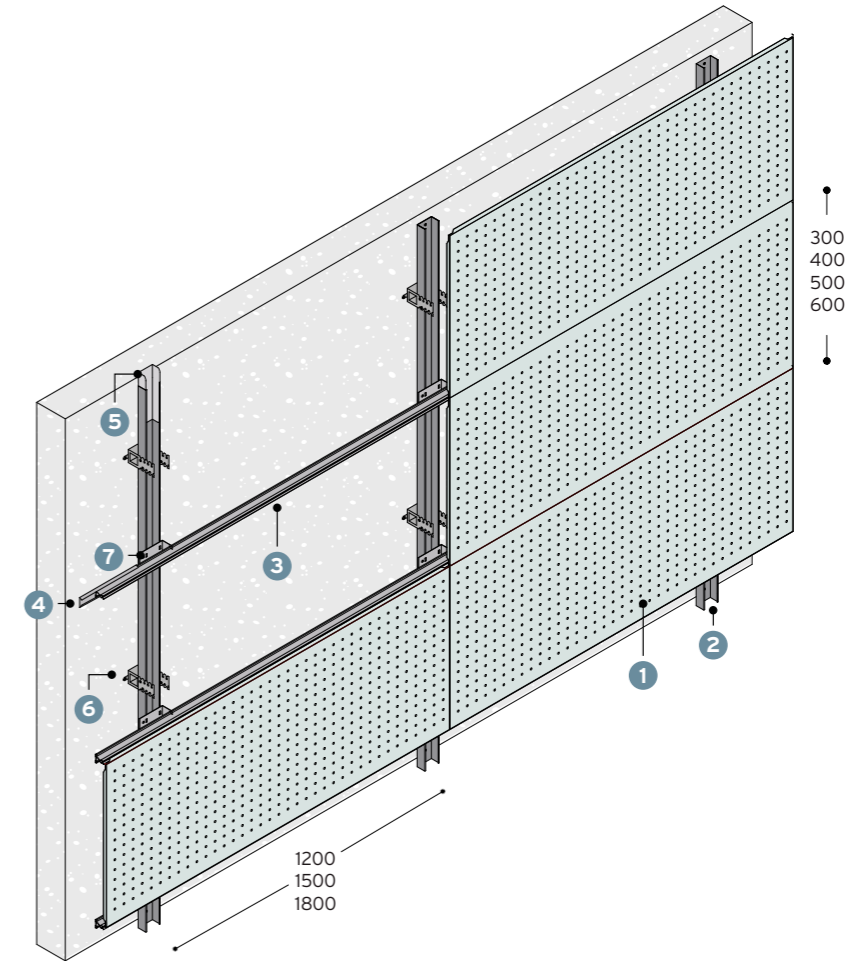
1	2	3	4
MS1500XX end panel pannello finale	MS1500XX standard panel pannello centrale	P27/50/63 profile profilo 50x27x3000 mm	BF10/BF20 threaded road barra filettata
5	6	7	8
CAM50SF6 hanger bracket for 27/50 profile attacco di sospensione per profilo 27/50	CS001 "T" joint for 27/50 profile giunto a "T" per profilo 27/50	CS002 security bracket for panels staffa di sicurezza e bloccaggio pannelli	P27/50 middle profile profilo intermedio 27x50 ≤ 2500 mm

vertical MKV METAL COVERING SYSTEM



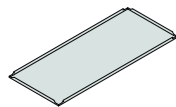
RECTANGULAR STANDARD

horizontal MKH METAL COVERING SYSTEM



RECTANGULAR STANDARD

PANEL PANNELLO



pre-painted/powder coated steel panel
pre-painted aluminium panel
pannello in acciaio preverniciato/postverniciato
pannello in alluminio preverniciato

size dimensioni

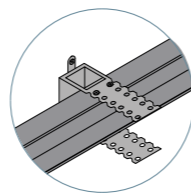
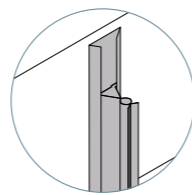
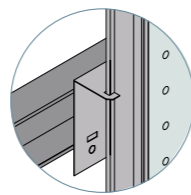
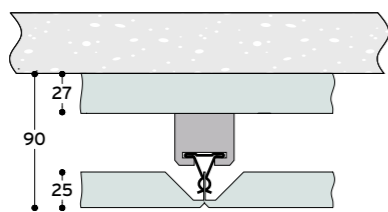
300 x 1200 / 1500 / 1800 mm
400 x 1200 / 1500 / 1800 mm
500 x 1200 / 1500 / 1800 mm
600 x 1200 / 1500 / 1800 mm

thickness spessore

steel 6/10 alu 8/10
steel 8/10 - 10/10 alu 8/10 - 10/10
steel 8/10 - 10/10 alu 10/10
steel 8/10 - 10/10 alu 10/10

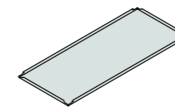
GRID SYSTEM STRUTTURA

- CONCEALED GRID CLIPPING SYSTEM
- ORDITURA NASCOSTA A CLIPPAGGIO



1 panel pannello	2 P 27/50 primary profile profilo primario 27/50/27 mm 1.00 ml/mq	3 PT 200 main runner profilo portante L 4000 mm	4 GPT cross connector for profile PT200 raccordo per profilo PT200 L 250 mm
5 GL/4 linear joint for P27/50 giunto lineare per P27/50	6 CSU0050 adjustable (profile) staffa regolabile per P27/50	7 AS600/1 hanger bracket for PT600 attacco di sospensione per PT600	

PANEL PANNELLO



pre-painted/powder coated steel panel
pre-painted aluminium panel
pannello in acciaio preverniciato/postverniciato
pannello in alluminio preverniciato

size dimensioni

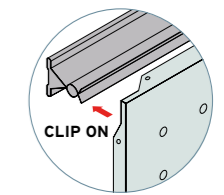
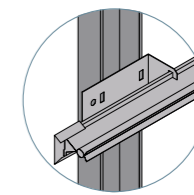
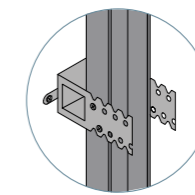
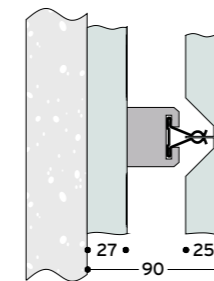
300 x 1200 / 1500 / 1800 mm
400 x 1200 / 1500 / 1800 mm
500 x 1200 / 1500 / 1800 mm
600 x 1200 / 1500 / 1800 mm

thickness spessore

steel 6/10 - 7/10 alu 8/10
steel 8/10 - 10/10 alu 8/10 - 10/10
steel 8/10 - 10/10 alu 10/10
steel 8/10 - 10/10 alu 10/10

GRID SYSTEM STRUTTURA

- CONCEALED GRID CLIPPING SYSTEM
- ORDITURA NASCOSTA A CLIPPAGGIO



1 panel pannello	2 P 27/50 primary profile profilo primario 27/50/27 mm 1.00 ml/mq	3 PT 200 main runner profilo portante L 4000 mm	4 GPT cross connector for profile PT200 raccordo per profilo PT200 L 250 mm
5 GL/4 linear joint for P27/50 giunto lineare per P27/50	6 CSU0050 adjustable (profile) staffa regolabile per P27/50	7 AS600/1 hanger bracket for PT600 attacco di sospensione per PT600	

METAL TILES PLAFONI METALLICI
PERFORATION PANELS FORATURE PANNELLI


standard width larghezza standard < 600 mm

■ ● perforation foratura

MICRO PERFORATION MICRO FORATURE

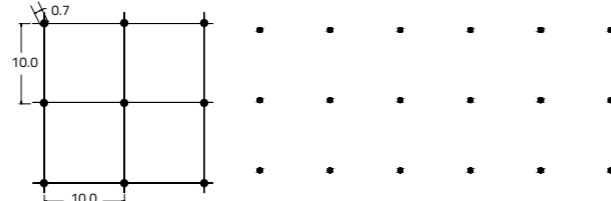
AP0/1

Ø 0.7 mm = 1,70% - parallel pitch • *passo parallelo* 5 mm



AP0/2


Ø 0.7 mm = 0,46% - parallel pitch • *passo parallelo* 10 mm



STANDARD PERFORATIONS FORATURE STANDARD


AP1/0

Ø 1.5 mm = 22,1% - diagonal pitch • *passo diagonale* 4 mm




AP1/2

Ø 1.5 mm = 11% - parallel pitch • *passo parallelo* 4 mm




AP1

Ø 1.5 mm = 12% - diagonal pitch • *passo diagonale* 4.5 mm




AP2

Ø 2.5 mm = 16% - parallel pitch • *passo parallelo* 5.5 mm




AP3

Ø 2.0 mm = 25% - diagonal pitch • *passo diagonale* 3.5 mm




AP4

Ø 2.0 mm = 12.5% - parallel pitch • *passo parallelo* 5 mm




AP5

Ø 2.5 mm = 4% - parallel pitch • *passo parallelo* 11 mm




AP6

Ø 2.0 mm = 3% - parallel pitch • *passo parallelo* 10 mm



AP07

Ø 2.5 mm = 19,6% - parallel pitch • *passo parallelo* 5 mm




AP8

Ø 3.5 mm = 11,9% - parallel pitch • *passo parallelo* 9 mm




AP9

Ø 3.0 mm = 19,6% - diagonal pitch • *passo diagonale* 6 mm



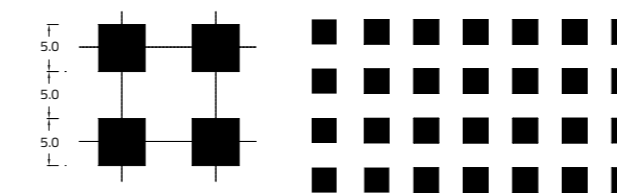
AP10

Ø 3.0 mm = 39,3% - parallel pitch • *passo parallelo* 6 mm



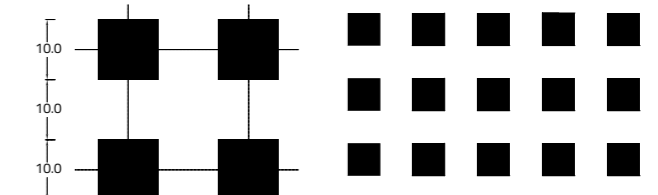
APQ

5 x 5 mm = 25% - parallel pitch • *passo parallelo* 5 mm



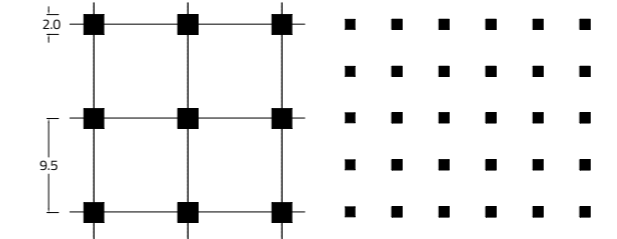
APQ1

10 x 10 mm = 25% - parallel pitch • *passo parallelo* 10 mm



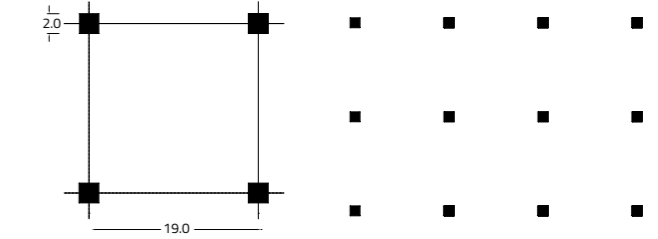
APQ2

2 x 2 mm = 4.5% - parallel pitch • *passo parallelo* 9.5 mm



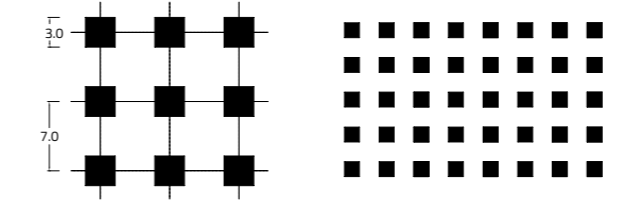
APQ3

2 x 2 mm = 1.1% - parallel pitch • *passo parallelo* 19 mm



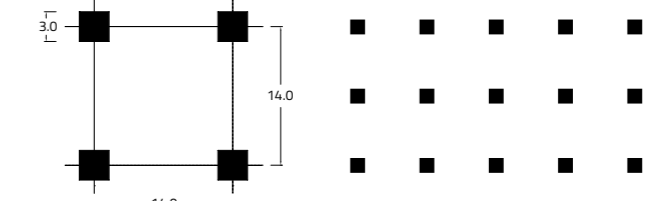
APQ4

3 x 3 mm = 19% - parallel pitch • *passo parallelo* 7 mm

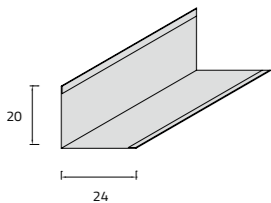
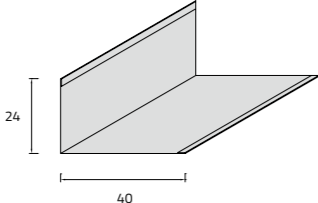
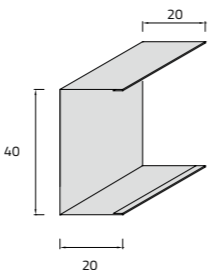
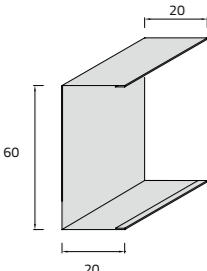
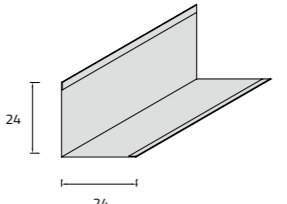
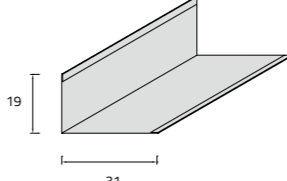
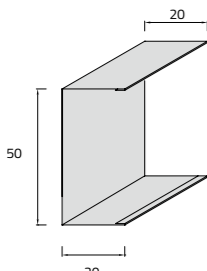
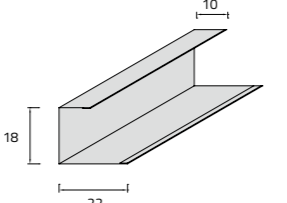
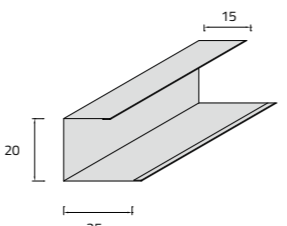
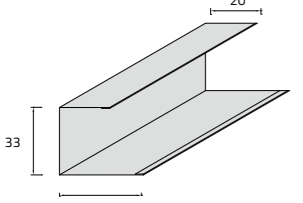
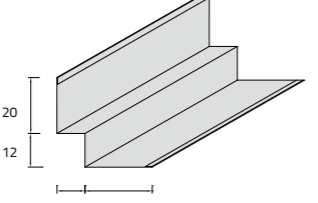
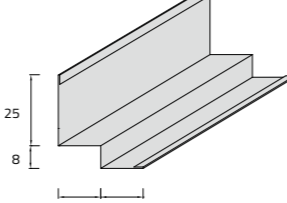
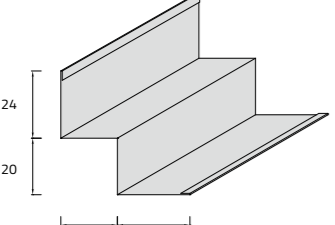
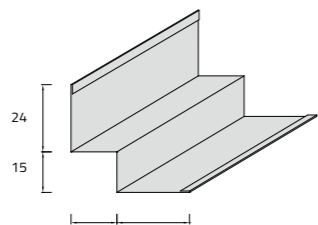
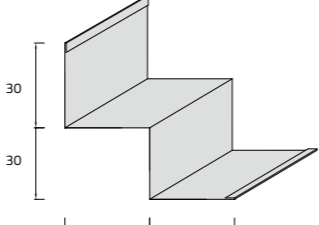


APQ5

3 x 3 mm = 9.5% - parallel pitch • *passo parallelo* 14 mm



METAL TILES PLAFONI METALLICI
PERIMETRAL MOLDING CORNICI PERIMETRALI
 standard width larghezza standard 3000 mm

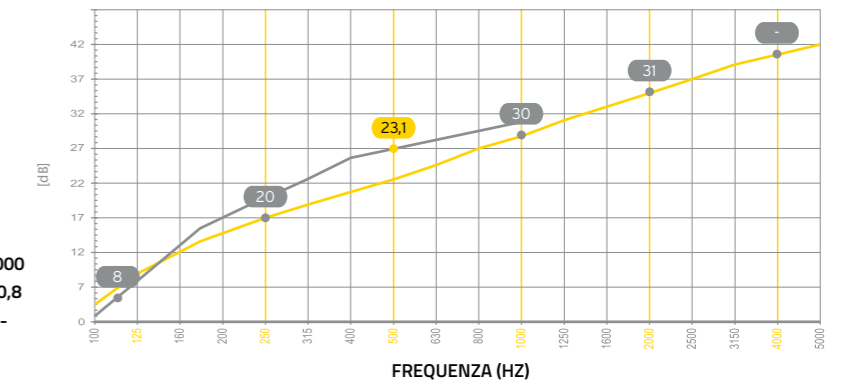
 <p>20 X 24 CP10 aluminum • alluminio 0.5/0.6 mm A3000 steel • acciaio 0.5/0.6 mm</p>	 <p>24 X 40 CP20 aluminum • alluminio 0.5/0.6 mm A3002 steel • acciaio 0.5/0.6 mm</p>	 <p>24 X 40 X 20 CU4020 aluminum • alluminio 0.5/0.6 mm U3000 steel • acciaio 0.5/0.6 mm</p>
 <p>20 X 60 X 20 CU6020 aluminum • alluminio 0.5/0.6 mm U3002 steel • acciaio 0.5/0.6 mm</p>	 <p>24 X 24 CP11 aluminum • alluminio 0.5/0.6 mm A3001 steel • acciaio 0.5/0.6 mm</p>	 <p>19 X 31 CP30 aluminum • alluminio 0.5/0.6 mm A3003 steel • acciaio 0.5/0.6 mm</p>
 <p>20 X 50 X 20 CU5020 aluminum • alluminio 0.5/0.6 mm U3001 steel • acciaio 0.5/0.6 mm</p>	 <p>10 X 18 X 22 CU1822 aluminum • alluminio 0.5/0.6 mm U3003 steel • acciaio 0.5/0.6 mm</p>	 <p>15 X 20 X 25 CU2025 aluminum • alluminio 0.5/0.6 mm U3004 steel • acciaio 0.5/0.6 mm</p>
 <p>20 X 33 X 30 CU3330 aluminum • alluminio 0.5/0.6 mm U3005 steel • acciaio 0.5/0.6 mm</p>	 <p>20 X 12 X 12 X 24 CW1210 aluminum • alluminio 0.5/0.6 mm W3000 steel • acciaio 0.5/0.6 mm</p>	 <p>25 X 8 X 15 X 15 CW0815 aluminum • alluminio 0.5/0.6 mm W3002 steel • acciaio 0.5/0.6 mm</p>
 <p>24 X 20 X 20 X 24 CW2020 aluminum • alluminio 0.5/0.6 mm W3003 steel • acciaio 0.5/0.6 mm</p>	 <p>24 X 15 X 15 X 24 CW1515 aluminum • alluminio 0.5/0.6 mm W3004 steel • acciaio 0.5/0.6 mm</p>	 <p>30 X 30 X 30 X 30 CW3030 aluminum • alluminio 0.5/0.6 mm W3005 steel • acciaio 0.5/0.6 mm</p>

ACOUSTIC ABSORPTION PANELS
ASSORBIMENTO ACUSTICO PANNELLI

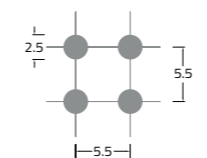
test: Istituto Giordano n° 196088
 197140 UNI EN ISO 354: 2003

PLAIN NOT PERFORATED
PANNELLO NON FORATO

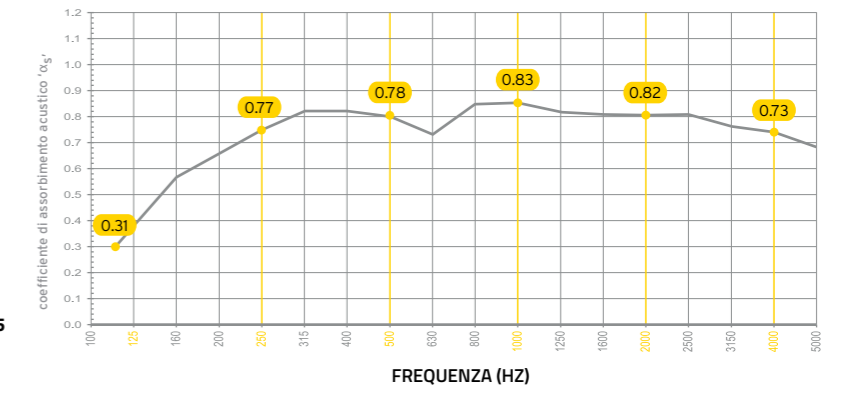
HZ	100	250	500	1000	2000	4000
RI[DB]	9,8	17,3	23,1	29,1	35,0	40,8
RIFERIMENTO [DB]	8	20	27	30	31	-



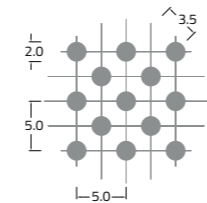
AP2
 hole foro ø 2.5 mm
 perforated area area perforata 16%
 block fire-prof non-wovens 60 gr/m²



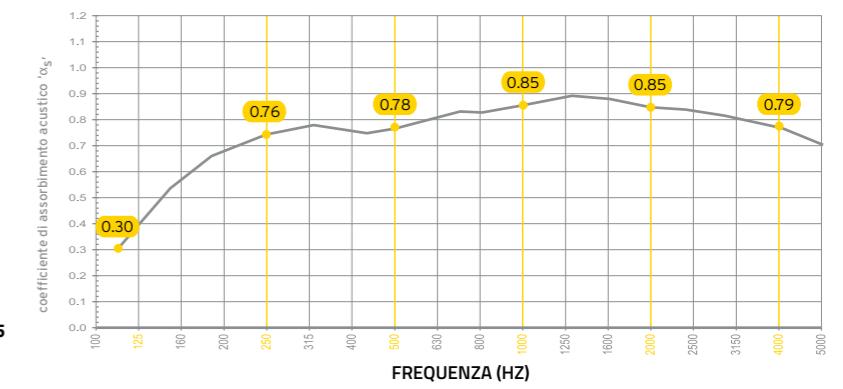
α_s 0.31 | 0.77 | 0.78 | 0.83 | 0.82 | 0.73 $\alpha_w = 0.85$



AP3
 hole foro ø 2.0 mm
 perforated area area perforata 25%
 block fire-prof non-wovens 60 gr/m²







α_s 0.30 | 0.76 | 0.78 | 0.85 | 0.85 | 0.79 $\alpha_w = 0.85$



MODULARITY
MODULARITÀ

PANEL *pannello* **CODE** *codice* **SYSTEM** *a vista* **INCIDENCE** *incidenza* 

STANDARD PANELS *PANNELLI STANDARD*

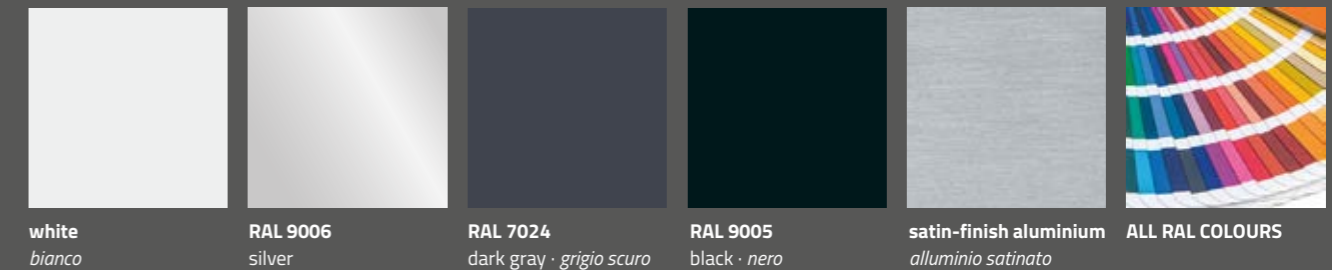
600  600	MSTA00V - MSTAA0X MSRA09S - MSRA15S - MSRA09X - MSNA09X MSPA00V - MSPA00W MSSA10V	EXPO 100 TRIM EXPO 100 REVEAL EXPO 100 NARROW	-	2.78 pcs/mq	20 25/20 25/20/25 16 20/25/25 8
	MS2A25S - MS2A25F MSHA25S - MS2A25F MSHA25S MS3A37S		DOWN CLIP 200 " HEAVY GRADE " HANG ACCESS 300	2.78 pcs/mq	20 20 20 18
600  1200	MSTB00V MSRB09S MSNB09V	EXPO 100 TRIM EXPO 100 REVEAL EXPO 100 NARROW	-	1.39 pcs/mq	20 25 25
300  600	MSTC00V MSRC09S MSNC09V	EXPO 100 TRIM EXPO 100 REVEAL EXPO 100 NARROW	-	5.56 pcs/mq	20 25 25
300  1200	MSRD09S MSND09V	EXPO 100 REVEAL EXPO 100 NARROW	-	2.78 pcs/mq	25

CUSTOM SIZES *DIMENSIONI SU RICHIESTA*

 300 > 600 W 600 > 2400 L	MS200XX	-	DOWN CLIP 200	-	-
 300 > 600 W 600 > 2400 L	MS300XX	-	ACCESS 300	-	-
 300 > 600 W 600 > 2400 L	MS400XX	-	MODULAR 400	-	-
 600 > 1200 W 600 > 1200 L	MS500XX	-	MODULAR 500	-	-
 300 > 600 W 600 > 2400 L	MS600XX	-	PARALLEL 600	-	-
 300 > 600 W 600 > 2400 L	MS700XX	-	HOOK 700	-	-
 300 > 600 W 600 > 2400 L	MS800XX	-	HOOK ON 800	-	-
 300 > 600 W 600 > 2400 L	MS900XX	-	HOOK ON PLUS 900	-	-
 300 > 600 W 600 > 2400 L	MS1000XX	-	CORRIDOR 1000	-	-
 300 > 600 W 600 > 2400 L	MS1100XX	-	SLIDING 1100	-	-
 300 > 600 W 600 > 2400 L	MS1200XX	-	SLIDING CORRIDOR	-	-
 300 > 600 W 600 > 2400 L	MS1300XX	-	HOOK ON 1300	-	-
 300 > 600 W 600 > 2400 L	MS1400XX	-	1400 RADIANT	-	-
 300 W < 2500 L	MS1500XX	-	CASSETTE	-	-


FINISHES FINITURE

STEEL / ALUMINIUM ACCIAIO / ALLUMINIO

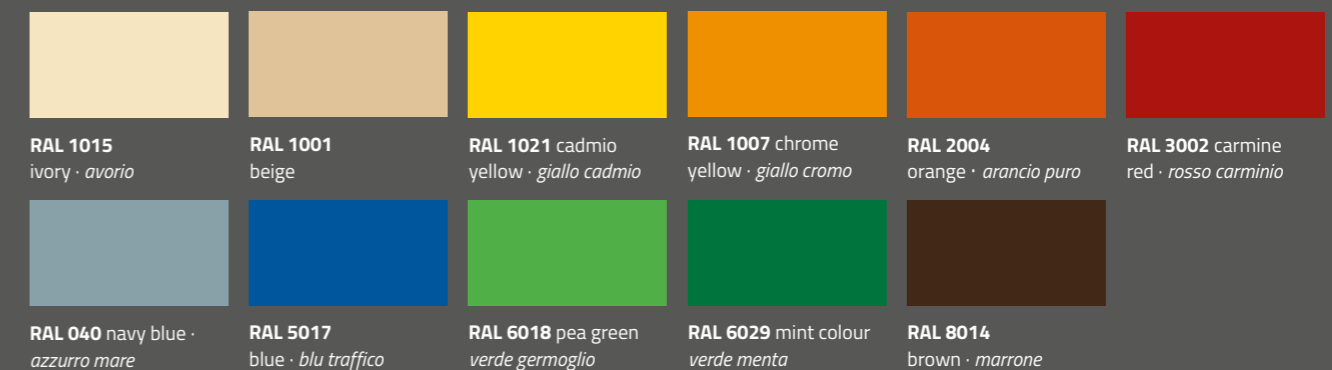


POWDER COATED

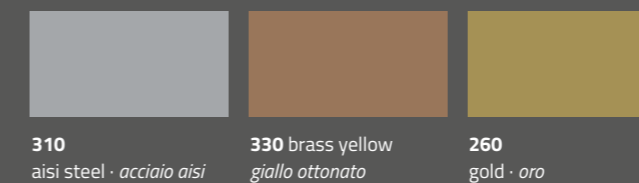
WOOD LEGNO



ALUMINIUM / MAT ALLUMINIO / OPACO



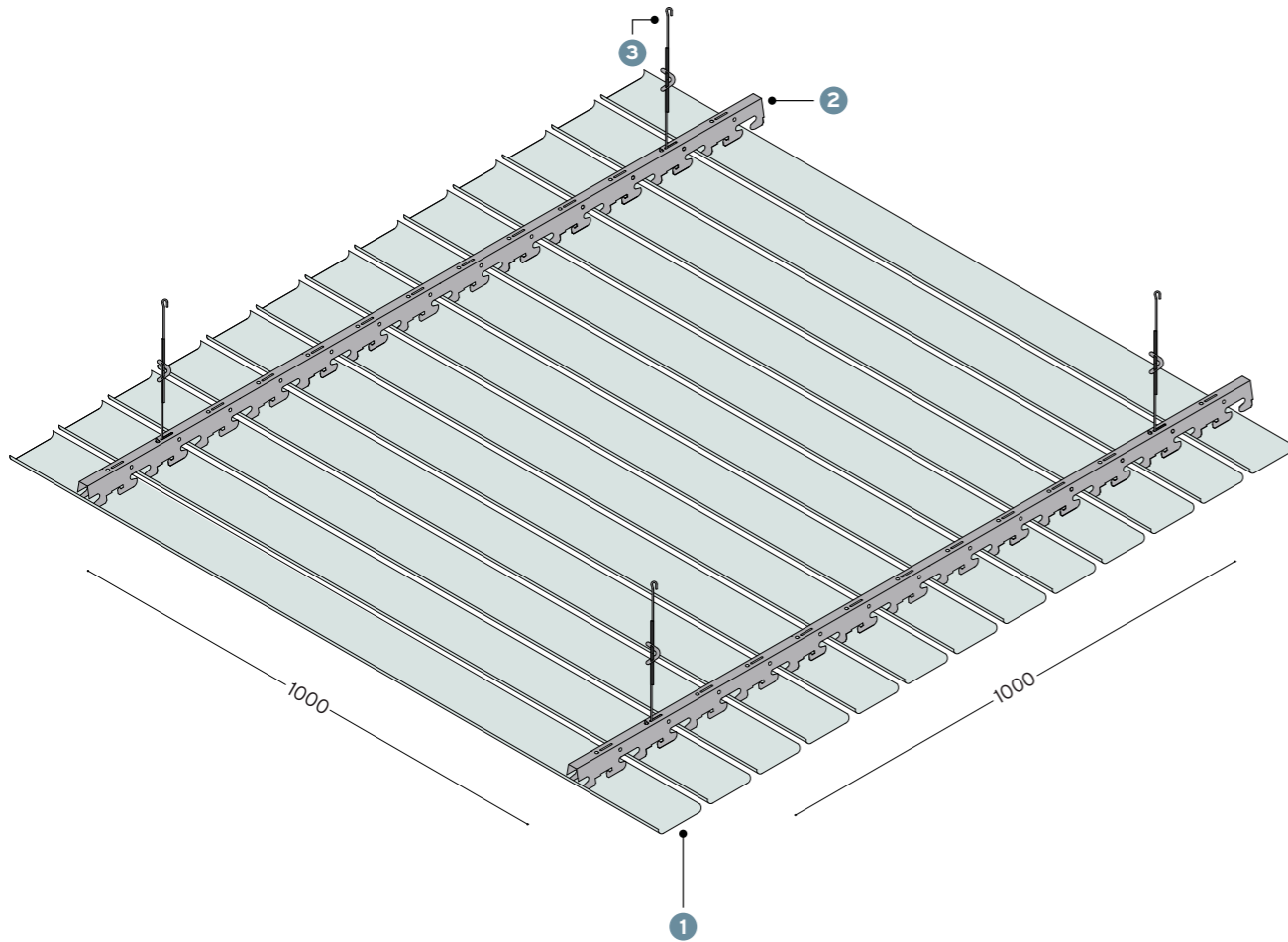
ALUMINIUM / BRIGHT ALLUMINIO / LUCIDO



The range of colours shown on this page is purely indicative, and we recommended that you request the samples. For other colours, please ask about the availability in stock. For further details, refer to the bundle of RAL colours and CBI's exclusive colours bundle, or contact the technical department at CBI Europe.

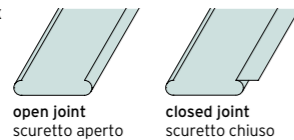
La cartella colori riportata in questa pagina s'intende puramente indicativa, e si raccomanda la richiesta di campionatura. Per altri colori chiedere la disponibilità in magazzino. Per qualsiasi dettaglio, fare riferimento alla mazzetta colori RAL e la mazzetta colori esclusivi CBI, o contattare l'ufficio tecnico CBI Europe

ROUND EDGE LINEAR STRIPS SYSTEM



STRIP DOGA

L 9000 mm max

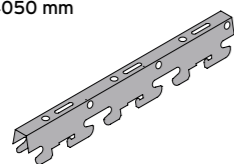


prepainted aluminium
alluminio preverniciato
thk sp. 0.5 - 0.6 - 0.7 - 0.8 mm

prepainted galvanized steel
acciaio zincato preverniciato
thk sp. 0.4 - 0.5 - 0.6 mm

MAIN RUNNER PROFILO PORTANTE

L 3600/4000/4050 mm



galvanized steel
acciaio zincato
thk sp. 0.6 mm

colour colore
brown · galvanized
testa di moro · zincato

1

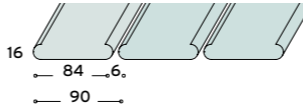
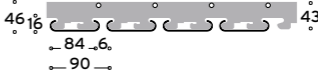
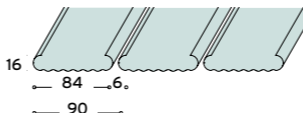

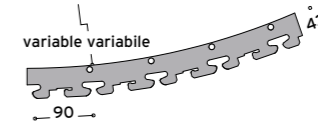

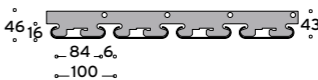
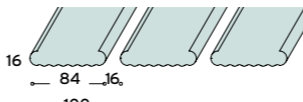
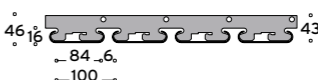
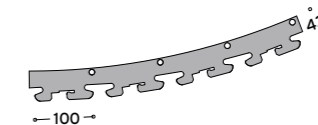
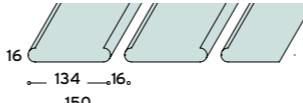
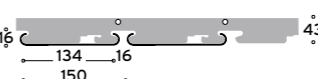
strip
doga
length lunghezza
9000 mm max

2

carrier
profilo portante

3

adjustable suspension
sospensione regolabile

STRIPS / OPEN JOINT DOGHE / SCURETTO APERTO				MAIN RUNNERS _ PROFILI PORTANTI			
code _ codice	type _ tipo			code _ codice	thickness _ spessore	colour _ colore	
ST090AA	strips pitch 90 mm open joint doghe passo 90 mm scuretto aperto			T 90/N	steel 0.6 acciaio 0.6	brown testa di moro	
	size dimensioni	incidence incidenza			length lunghezza	incidence incidenza	
	84x16 mm	11 ml/mq			3600 mm	0.9 ml/mq	
							pcs_pz : 10
ST090AN	strips corrugated pitch 90 mm open joint doghe ondulate passo 90 mm scuretto aperto			T 90/N	steel 0.6 acciaio 0.6	brown testa di moro	
	size dimensioni	incidence incidenza			length lunghezza	incidence incidenza	
	84x16 mm	11 ml/mq			3600 mm	0.9 ml/mq	
							pcs_pz : 10
				PC90	steel 0.6 acciaio 0.6	brown testa di moro	
					length lunghezza	incidence incidenza	
					3600 mm	variable variabile	
							pcs_pz : 10
ST085AA	strips pitch 100 mm open joint doghe passo 100 mm scuretto aperto			T 85/N	steel 0.6 acciaio 0.6	brown testa di moro	
	size dimensioni	incidence incidenza			length lunghezza	incidence incidenza	
	84x16 mm	10 ml/mq			4000 mm	0.9 ml/mq	
							pcs_pz : 10
ST085AN	strips corrugated pitch 100 mm open joint doghe ondulate passo 100 mm scuretto aperto			T 85/N	steel 0.6 acciaio 0.6	brown testa di moro	
	size dimensioni	incidence incidenza			length lunghezza	incidence incidenza	
	84x16 mm	10 ml/mq			4000 mm	0.9 ml/mq	
							pcs_pz : 10
				PC90	steel 0.6 acciaio 0.6	brown testa di moro	
					length lunghezza	incidence incidenza	
					4000 mm	variable variabile	
							pcs_pz : 10
ST150AA	strips pitch 150 mm open joint doghe passo 150 mm scuretto aperto			T150/N	steel 0.6 acciaio 0.6	brown testa di moro	
	size dimensioni	incidence incidenza			length lunghezza	incidence incidenza	
	134x16 mm	6.67 ml/mq			4050 mm	0.9 ml/mq	
							pcs_pz : 10



STRIPS / OPEN JOINT DOGHE / SCURETTO APERTO		MAIN RUNNERS _ PROFILI PORTANTI		
code _ codice	type _ tipo	code _ codice	thickness _ spessore	colour _ colore
ST200AA	strips pitch 200 mm open joint doghe passo 200 mm scuretto aperto	T 85/N	steel 0.6 acciaio 0.6	brown testa di moro
	size dimensioni 184x16 mm	incidence incidenza 5 ml/mq	length lunghezza 4000 mm	incidence incidenza 0.9 ml/mq
				pcs_pz : 10

ST018AA	joint gap for rounded strip open open joint scuretto interspazio per doga arrotondata, scuretto aperto			
	size dimensioni 18x16 mm			

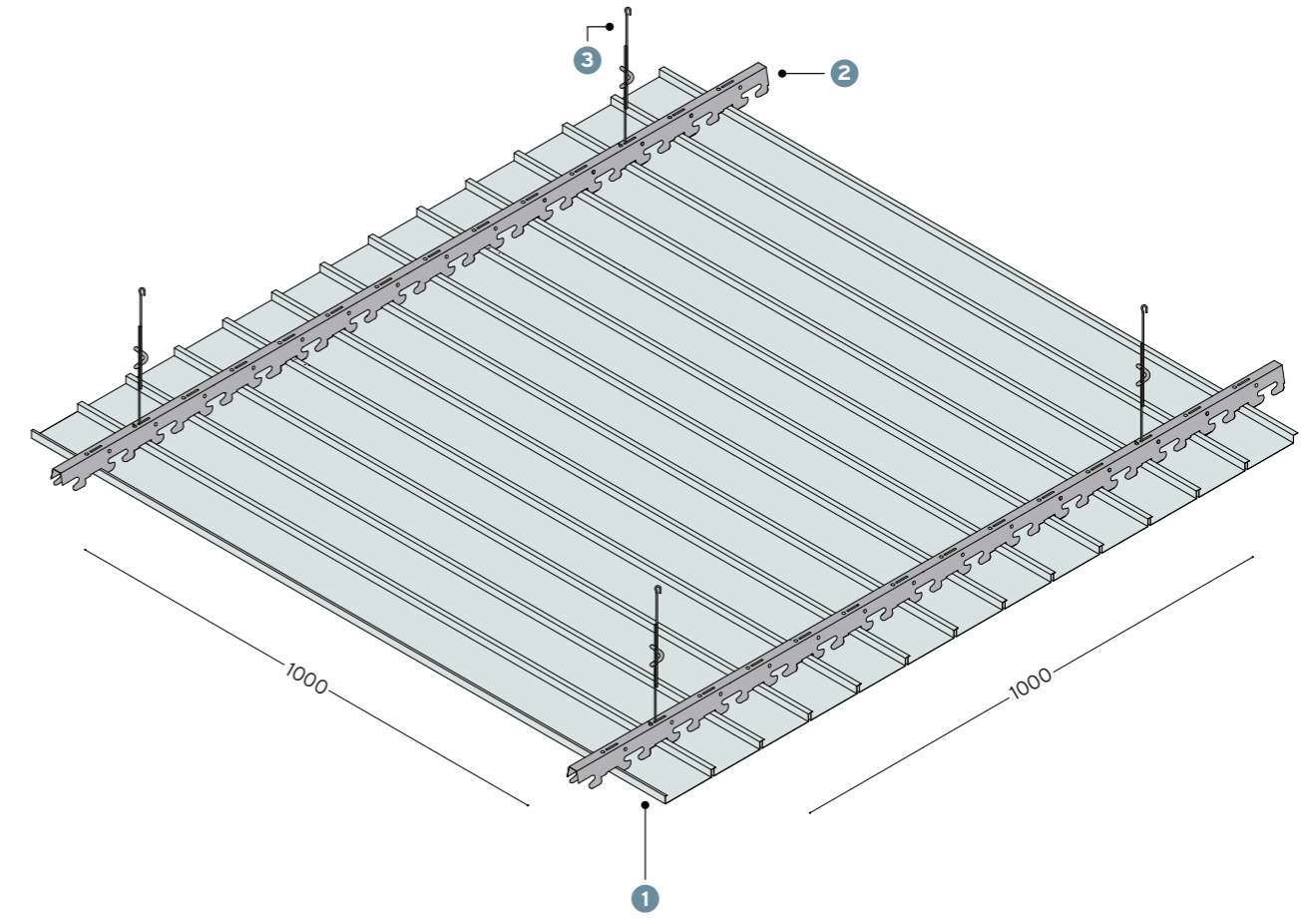
STRIPS / CLOSED JOINT DOGHE / SCURETTO CHIUSO		MAIN RUNNERS _ PROFILI PORTANTI		
code _ codice	type _ tipo	code _ codice	thickness _ spessore	colour _ colore
ST100CC	strips pitch 100 mm closed joint doghe passo 100 mm scuretto chiuso	T200/Z	galvanized steel 0.6 acciaio zincato 0.6	galvanized zincato
	size dimensioni 84x16 mm	incidence incidenza 10 ml/mq	length lunghezza 4000 mm	incidence incidenza 0.9 ml/mq
				pcs_pz : 10

ST100CN	strips corrugated pitch 100 mm closed joint doghe ondulate passo 100 mm scuretto chiuso	T 85/Z	steel 0.6 acciaio 0.6	brown testa di moro
	size dimensioni 84x16 mm	incidence incidenza 10 ml/mq	length lunghezza 4000 mm	incidence incidenza 0.9 ml/mq
				pcs_pz : 10

ST150CC	strips pitch 150 mm closed joint doghe passo 150 mm scuretto chiuso	T150/Z	steel 0.6 acciaio 0.6	galvanized zincato
	size dimensioni 134x16 mm	incidence incidenza 6.67 ml/mq	length lunghezza 4050 mm	incidence incidenza 0.9 ml/mq
				pcs_pz : 10

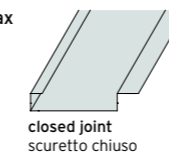
ST200CC	strips pitch 200 mm closed joint doghe passo 200 mm scuretto chiuso	T200/Z	galvanized steel 0.6 acciaio zincato 0.6	galvanized zincato
	size dimensioni 184x16 mm	incidence incidenza 5 ml/mq	length lunghezza 4000 mm	incidence incidenza 0.9 ml/mq
				pcs_pz : 10

SQUARE EDGE LINEAR STRIPS SYSTEM



STRIP DOGA

L 9000 mm max

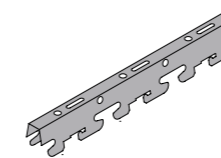


prepainted aluminium
alluminio preverniciato
thk sp. 0.5 - 0.6 - 0.7 - 0.8 mm

prepainted galvanized steel
acciaio zincato preverniciato
thk sp. 0.4 - 0.5 - 0.6 mm

MAIN RUNNER PROFILO PORTANTE

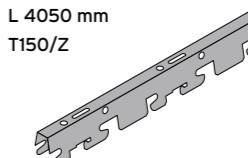
L 4000 mm
T200/Z



galvanized steel
acciaio zincato
thk sp. 0.6 mm

colour colore
galvanized zincato

L 4050 mm
T150/Z



steel
acciaio
thk sp. 0.6 mm

colour colore
galvanized zincato

1

strip
doga
length lunghezza
9000 mm max

2

carrier
profilo portante

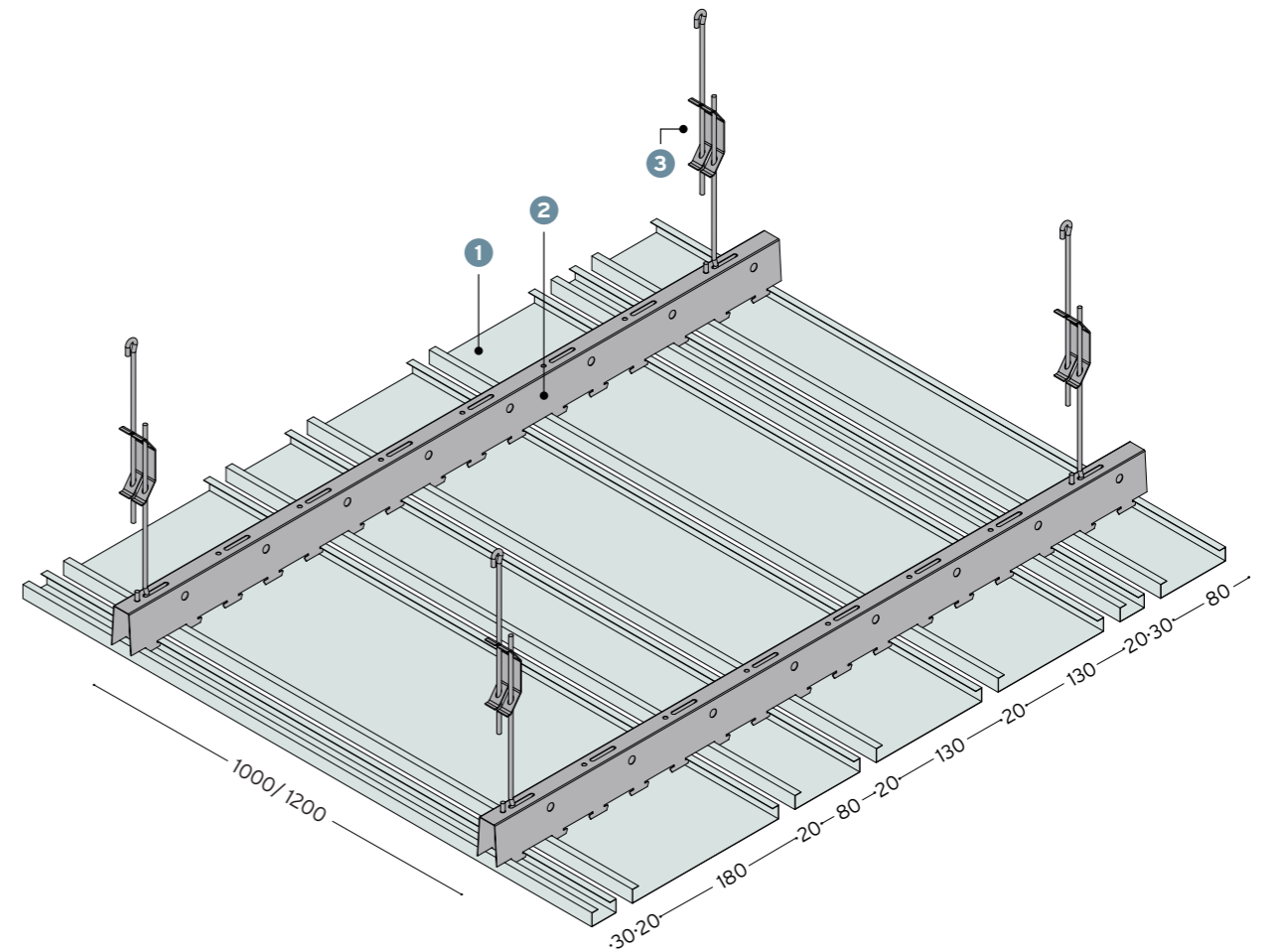
3

adjustable suspension
sospensione regolabile



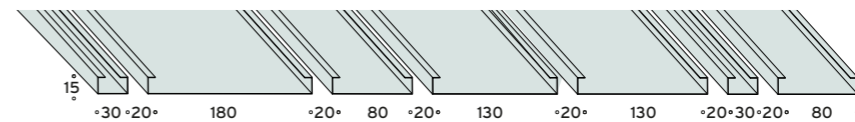
STRIPS / OPEN JOINT DOGHE / SCURETTO APERTO		MAIN RUNNERS _ PROFILI PORTANTI	
code _ codice	type _ tipo	code _ codice	thickness _ spessore colour _ colore
ST100CS	strips pitch 100 mm closed joint doghe passo 100 mm scuretto chiuso	T200/Z	galvanized steel 0.6 galvanized acciaio zincato 0.6 zincato
	size dimensioni incidence incidenza 90x18 mm 10 ml/mq		length lunghezza incidence incidenza 4000 mm 0.9 ml/mq
ST150CS	strips pitch 150 mm closed joint doghe passo 150 mm scuretto chiuso	T150/Z	steel 0.6 galvanized acciaio 0.6 zincato
	size dimensioni incidence incidenza 140x18 mm 6.67 ml/mq		length lunghezza incidence incidenza 4050 mm 0.9 ml/mq
ST200CS	strips pitch 200 mm closed joint doghe passo 200 mm scuretto chiuso	T200/Z	galvanized steel 0.6 galvanized acciaio zincato 0.6 zincato
	size dimensioni incidence incidenza 190x18 mm 5 ml/mq		length lunghezza incidence incidenza 4000 mm 0.9 ml/mq
ST300CS	strips pitch 300 mm closed joint doghe passo 300 mm scuretto chiuso	T200/Z	galvanized steel 0.6 galvanized acciaio zincato 0.6 zincato
	size dimensioni incidence incidenza 290x18 mm 3.34 ml/mq		length lunghezza incidence incidenza 4000 mm 0.9 ml/mq

CUBIC EDGE MULTI PANEL SYSTEM



STRIP DOGA

L 9000 mm max

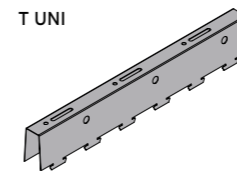


pre-painted aluminium
alluminio preverniciato
thk sp. 0.5 - 0.6 - 0.7 - 0.8 mm

pre-painted galvanized steel
acciaio zincato preverniciato
thk sp. 0.4 - 0.5 - 0.6 mm

MAIN RUNNER PROFILO PORTANTE

L 4000 mm T UNI



galvanized steel
acciaio zincato
thk sp. 0.6 mm

colour colore
brown testa di moro

1

strip
doga

2

main runner
profilo portante

3

adjustable suspension
sospensione regolabile

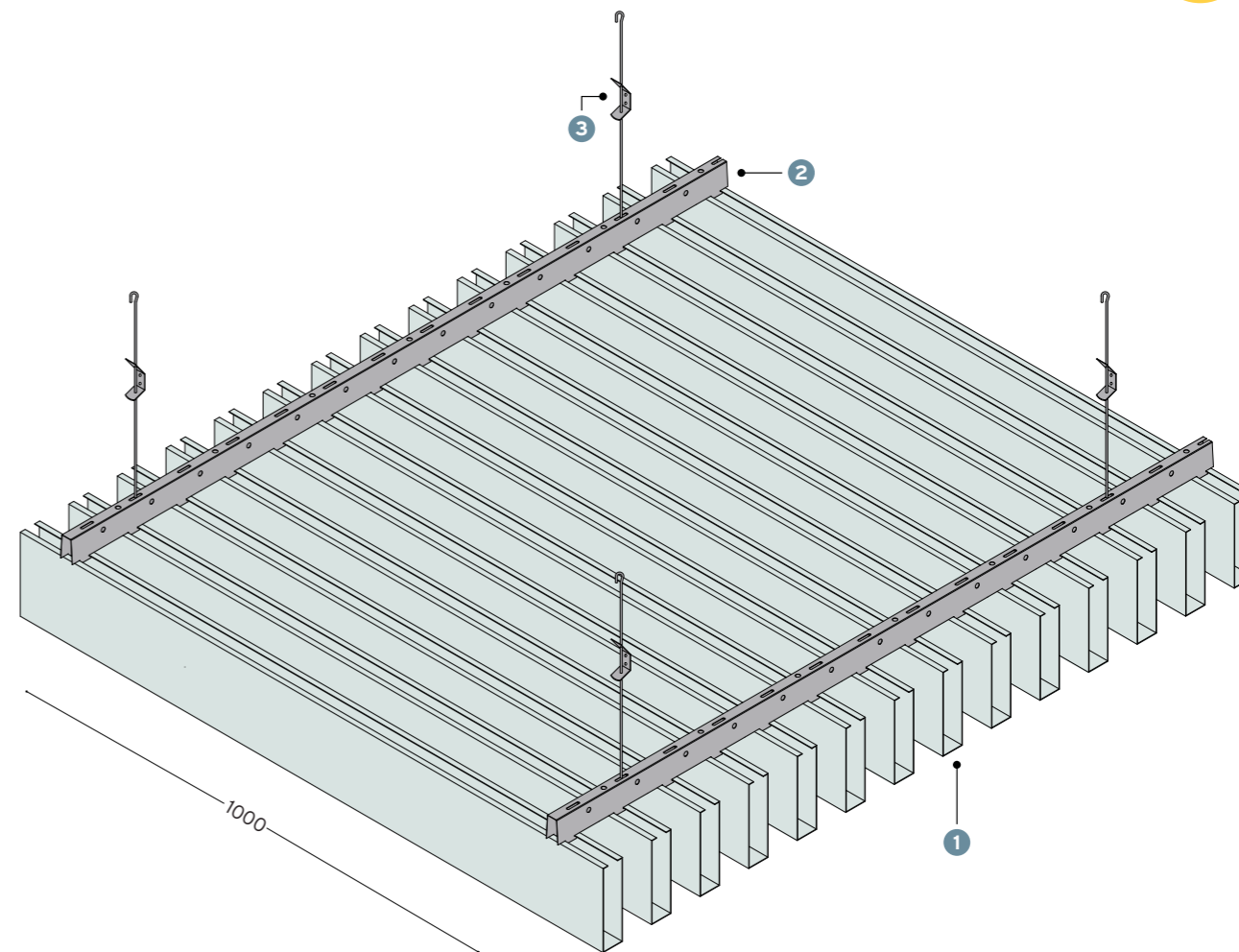


STRIPS / OPEN JOINT DOGHE / SCURETTO APERTO		MAIN RUNNERS _ PROFILI PORTANTI	
code _ codice	type _ tipo	code _ codice	thickness _ spessore colour _ colore
ST030AR	metal strips pitch 50 mm open joint doghe passo 50 mm scuretto aperto size dimensioni 30x15 mm	T UNI 	galvanized steel 0.6 brown acciaio zincato 0.6 testa di moro length lunghezza incidence incidenza 4000 mm 0.9 ml/mq pcs_pz : 10
ST080AA	metal strips pitch 100 mm open joint doghe passo 100 mm scuretto aperto size dimensioni 80x15 mm	T UNI 	galvanized steel 0.6 brown acciaio zincato 0.6 testa di moro length lunghezza incidence incidenza 4000 mm 0.9 ml/mq pcs_pz : 10
ST130AA	metal strips pitch 150 mm open joint doghe passo 150 mm scuretto aperto size dimensioni 130x15 mm	T UNI 	galvanized steel 0.6 brown acciaio zincato 0.6 testa di moro length lunghezza incidence incidenza 4000 mm 0.9 ml/mq pcs_pz : 10
ST180AA	metal strips pitch 200 mm open joint doghe passo 200 mm scuretto aperto size dimensioni 180x15 mm	T UNI 	galvanized steel 0.6 brown acciaio zincato 0.6 testa di moro length lunghezza incidence incidenza 4000 mm 0.9 ml/mq pcs_pz : 10

code _ codice	size _ dim.	PCS	ml	total ml	ml/mq
ST030AR	30x15 mm	25	10	250,0	2,55
ST080AA	80x15 mm	25	10	250,0	2,5
ST130AA	130x15 mm	25	10	250,0	2,5
ST180AA	180x15 mm	13	10	130,0	1,3

ACCESSORIES _ ACCESSORI			
code _ codice	type _ tipo		
GL 20/30 B 	Joint for strips ST030AR Giunto lineare per doghe ST030AR length lunghezza incidence incidenza 500 mm variable variabile	aluminium 0.5 alluminio 0.5	pcs_pz : 10
GL 20/80 	Joint for strips ST080AA - ST080CC Giunto lineare per doghe ST080AA - ST080CC length lunghezza incidence incidenza 500 mm variable variabile	aluminium 0.5 alluminio 0.5	pcs_pz : 10
GL 20/130 	Joint for strips ST130AA - ST130CC Giunto lineare per doghe ST130AA - ST130CC length lunghezza incidence incidenza 500 mm variable variabile	aluminium 0.5 alluminio 0.5	pcs_pz : 10
GL 20/180 	Joint for strips ST180AA Giunto lineare per doghe ST180AA length lunghezza incidence incidenza 500 mm variable variabile	aluminium 0.5 alluminio 0.5	pcs_pz : 10

BAFFLE LINEAR STRIPS SYSTEM

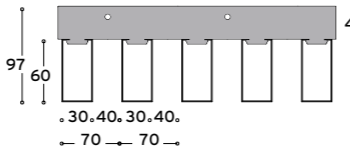
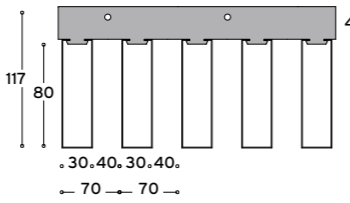
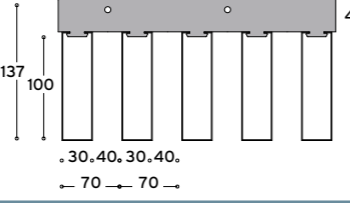
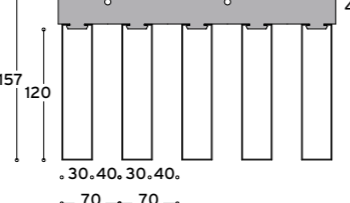
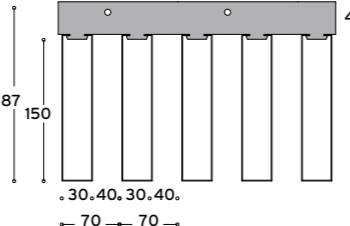
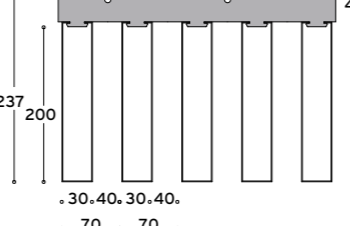


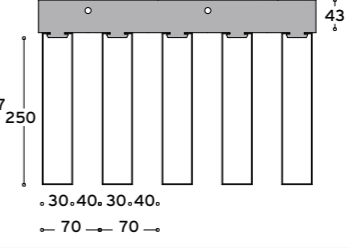
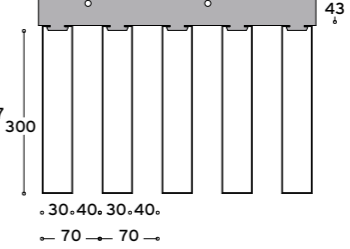
STRIP DOGA				
L 4000 mm max · special length on request · dimensioni speciali a richiesta				
	prepainted aluminium alluminio preverniciato thk sp. 0.6 - 0.7 - 0.8 mm	powder coated aluminium alluminio postverniciato thk sp. 0.6 - 0.7 - 0.8 mm	prepainted galvanized steel acciaio zincato preverniciato thk sp. 0.6 - 0.7 - 0.8 mm	powder coated steel acciaio postverniciato thk sp. 0.6 - 0.7 - 0.8 mm


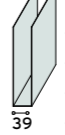
MAIN RUNNER PROFILO PORTANTE			
L 4000 mm 	standard pitch passo standard: 40 mm · different pitch on request · varianti passo a richiesta	galvanized steel acciaio zincato thk sp. 0.6 mm	colour colore brown · galvanized testa di moro · zincato

optional: anti-release system opzionale: sistema antisganciamento		ESB 01/40 suspension adapter for threaded bars elemento di sospensione per barra filettata		ESB 02/40 suspension adapter for hanging brackets elemento di sospensione per pendino
--	--	---	--	--

1 strip doga	2 carrier profilo portante	3 adjustable suspension sospensione regolabile
---------------------------	---	---

BASE 30 mm STRIPS / OPEN JOINT DOGHE / SCURETTO APERTO		MAIN RUNNERS _ PROFILI PORTANTI	
code _ codice	type _ tipo	code _ codice	thickness _ spessore colour _ colore
ST030A1	metal strips pitch 70 mm open joint doghe passo 70 mm scuretto aperto size dimensioni incidence incidenza 30x60 mm 14.30 ml/mq	T UNI  size dimensioni incidence incidenza 30x60 mm 14.30 ml/mq	galvanized steel 0.6 brown acciaio zincato 0.6 testa di moro length lunghezza incidence incidenza 4000 mm 0.9 ml/mq pcs_pz : 10
ST030A2	metal strips pitch 70 mm open joint doghe passo 70 mm scuretto aperto size dimensioni incidence incidenza 30x80 mm 14.30 ml/mq	T UNI  size dimensioni incidence incidenza 30x80 mm 14.30 ml/mq	galvanized steel 0.6 brown acciaio zincato 0.6 testa di moro length lunghezza incidence incidenza 4000 mm 0.9 ml/mq pcs_pz : 10
ST030A3	metal strips pitch 70 mm open joint doghe passo 70 mm scuretto aperto size dimensioni incidence incidenza 30x100 mm 14.30 ml/mq	T UNI  size dimensioni incidence incidenza 30x100 mm 14.30 ml/mq	galvanized steel 0.6 brown acciaio zincato 0.6 testa di moro length lunghezza incidence incidenza 4000 mm 0.9 ml/mq pcs_pz : 10
ST030A4	metal strips pitch 70 mm open joint doghe passo 70 mm scuretto aperto size dimensioni incidence incidenza 30x120 mm 14.30 ml/mq	T UNI  size dimensioni incidence incidenza 30x120 mm 14.30 ml/mq	galvanized steel 0.6 brown acciaio zincato 0.6 testa di moro length lunghezza incidence incidenza 4000 mm 0.9 ml/mq pcs_pz : 10
ST030A5	metal strips pitch 70 mm open joint doghe passo 70 mm scuretto aperto size dimensioni incidence incidenza 30x150 mm 14.30 ml/mq	T UNI  size dimensioni incidence incidenza 30x150 mm 14.30 ml/mq	galvanized steel 0.6 brown acciaio zincato 0.6 testa di moro length lunghezza incidence incidenza 4000 mm 0.9 ml/mq pcs_pz : 10
ST030A6	metal strips pitch 70 mm open joint doghe passo 70 mm scuretto aperto size dimensioni incidence incidenza 30x200 mm 14.30 ml/mq	T UNI  size dimensioni incidence incidenza 30x200 mm 14.30 ml/mq	galvanized steel 0.6 brown acciaio zincato 0.6 testa di moro length lunghezza incidence incidenza 4000 mm 0.9 ml/mq pcs_pz : 10

BASE 30 mm STRIPS / OPEN JOINT DOGHE / SCURETTO APERTO		MAIN RUNNERS _ PROFILI PORTANTI	
code _ codice	type _ tipo	code _ codice	thickness _ spessore colour _ colore
ST030A7	metal strips pitch 70 mm open joint doghe passo 70 mm scuretto aperto size dimensioni incidence incidenza 30x250 mm 14.30 ml/mq	T UNI  size dimensioni incidence incidenza 30x250 mm 14.30 ml/mq	galvanized steel 0.6 brown acciaio zincato 0.6 testa di moro length lunghezza incidence incidenza 4000 mm 0.9 ml/mq pcs_pz : 10
ST030A8	metal strips pitch 70 mm open joint doghe passo 70 mm scuretto aperto size dimensioni incidence incidenza 30x300 mm 14.30 ml/mq	T UNI  size dimensioni incidence incidenza 30x300 mm 14.30 ml/mq	galvanized steel 0.6 brown acciaio zincato 0.6 testa di moro length lunghezza incidence incidenza 4000 mm 0.9 ml/mq pcs_pz : 10

closing caps in aluminium and steel · chiusura terminale alluminio e acciaio		linear joint · giunto lineare aluminium alluminio 0.5 mm · L 500 mm	
	for per ST030A1 > TAP 60/30 ST030A2 > TAP 80/30 ST030A3 > TAP 100/30 ST030A4 > TAP 120/30	for per ST030A1 > TAP 150/30 ST030A2 > TAP 200/30 ST030A3 > TAP 250/30 ST030A4 > TAP 300/30	
	for per ST030A1 > GL 60/60 ST030A2 > GL 80/30 ST030A3 > GL 100/30 ST030A4 > GL 120/30	for per ST030A1 > GL 150/30 ST030A2 > GL 200/30 ST030A3 > GL 250/30 ST030A4 > GL 300/30	

BASE 40 mm STRIPS / OPEN JOINT DOGHE / SCURETTO APERTO		MAIN RUNNERS _ PROFILI PORTANTI	
code _ codice	type _ tipo	code _ codice	thickness _ spessore colour _ colore
ST040A1	metal strips pitch 80 mm open joint doghe passo 80 mm scuretto aperto size dimensioni incidence incidenza 40x100 mm 12.50 ml/mq	T UNI galvanized steel 0.6 brown acciaio zincato 0.6 testa di moro length lunghezza incidence incidenza 4000 mm 0.9 ml/mq pcs_pz : 10	
ST040A2	metal strips pitch 80 mm open joint doghe passo 80 mm scuretto aperto size dimensioni incidence incidenza 40x150 mm 12.50 ml/mq	T UNI galvanized steel 0.6 brown acciaio zincato 0.6 testa di moro length lunghezza incidence incidenza 4000 mm 0.9 ml/mq pcs_pz : 10	
ST040A3	metal strips pitch 80 mm open joint doghe passo 80 mm scuretto aperto size dimensioni incidence incidenza 40x200 mm 12.50 ml/mq	T UNI galvanized steel 0.6 brown acciaio zincato 0.6 testa di moro length lunghezza incidence incidenza 4000 mm 0.9 ml/mq pcs_pz : 10	
ST040A4	metal strips pitch 80 mm open joint doghe passo 80 mm scuretto aperto size dimensioni incidence incidenza 40x200 mm 12.50 ml/mq	T UNI galvanized steel 0.6 brown acciaio zincato 0.6 testa di moro length lunghezza incidence incidenza 4000 mm 0.9 ml/mq pcs_pz : 10	
ST040A5	metal strips pitch 80 mm open joint doghe passo 80 mm scuretto aperto size dimensioni incidence incidenza 40x200 mm 12.50 ml/mq	T UNI galvanized steel 0.6 brown acciaio zincato 0.6 testa di moro length lunghezza incidence incidenza 4000 mm 0.9 ml/mq pcs_pz : 10	

closing caps in aluminium and steel · chiusura terminale alluminio e acciaio

linear joint · giunto lineare aluminium alluminio 0.5 mm · L 500 mm

- for per
- ST040A1 > TAP 100/40
 - ST040A2 > TAP 150/40
 - ST040A3 > TAP 200/40
 - ST040A4 > TAP 250/40
 - ST040A5 > TAP 300/40

- for per
- ST040A1 > GL 100/40
 - ST040A2 > GL 150/40
 - ST040A3 > GL 200/40
 - ST040A4 > GL 250/40
 - ST040A5 > GL 300/40

BASE 50 mm STRIPS / OPEN JOINT DOGHE / SCURETTO APERTO		MAIN RUNNERS _ PROFILI PORTANTI	
code _ codice	type _ tipo	code _ codice	thickness _ spessore colour _ colore
ST050A1	metal strips pitch 90 mm open joint doghe passo 90 mm scuretto aperto size dimensioni incidence incidenza 50x100 mm 11.11 ml/mq	T UNI galvanized steel 0.6 brown acciaio zincato 0.6 testa di moro length lunghezza incidence incidenza 4000 mm 0.9 ml/mq pcs_pz : 10	
ST050A2	metal strips pitch 90 mm open joint doghe passo 90 mm scuretto aperto size dimensioni incidence incidenza 50x150 mm 11.11 ml/mq	T UNI galvanized steel 0.6 brown acciaio zincato 0.6 testa di moro length lunghezza incidence incidenza 4000 mm 0.9 ml/mq pcs_pz : 10	
ST050A3	metal strips pitch 90 mm open joint doghe passo 90 mm scuretto aperto size dimensioni incidence incidenza 50x200 mm 11.11 ml/mq	T UNI galvanized steel 0.6 brown acciaio zincato 0.6 testa di moro length lunghezza incidence incidenza 4000 mm 0.9 ml/mq pcs_pz : 10	
ST050A4	metal strips pitch 90 mm open joint doghe passo 90 mm scuretto aperto size dimensioni incidence incidenza 50x200 mm 11.11 ml/mq	T UNI galvanized steel 0.6 brown acciaio zincato 0.6 testa di moro length lunghezza incidence incidenza 4000 mm 0.9 ml/mq pcs_pz : 10	
ST050A5	metal strips pitch 90 mm open joint doghe passo 90 mm scuretto aperto size dimensioni incidence incidenza 50x200 mm 11.11 ml/mq	T UNI galvanized steel 0.6 brown acciaio zincato 0.6 testa di moro length lunghezza incidence incidenza 4000 mm 0.9 ml/mq pcs_pz : 10	

closing caps in aluminium and steel · chiusura terminale alluminio e acciaio

linear joint · giunto lineare aluminium alluminio 0.5 mm · L 500 mm

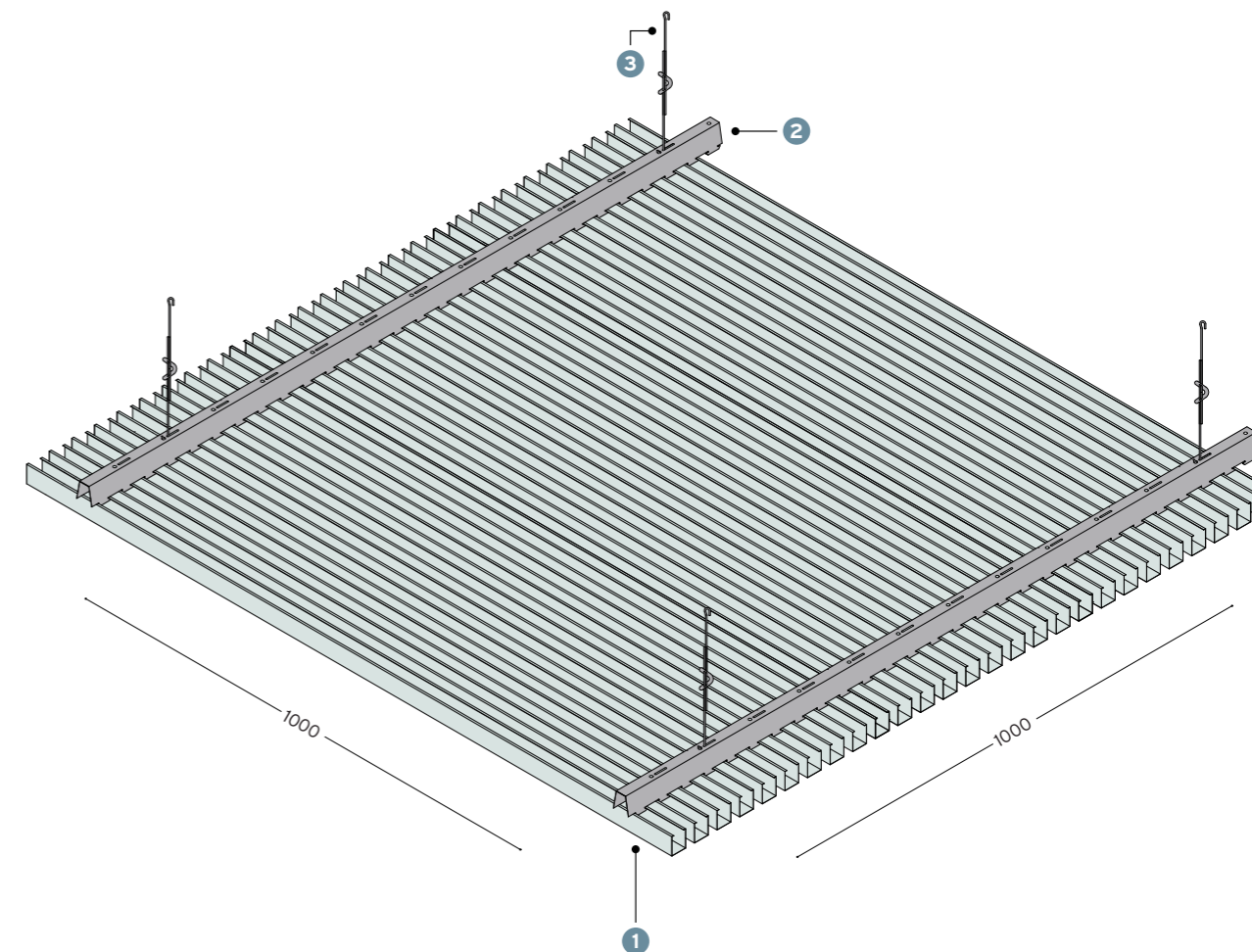
- for per
- ST050A1 > TAP 100/50
 - ST050A2 > TAP 150/50
 - ST050A3 > TAP 200/50
 - ST050A4 > TAP 250/50
 - ST050A5 > TAP 300/50

- for per
- ST050A1 > GL 100/50
 - ST050A2 > GL 150/50
 - ST050A3 > GL 200/50
 - ST050A4 > GL 250/50
 - ST050A5 > GL 300/50



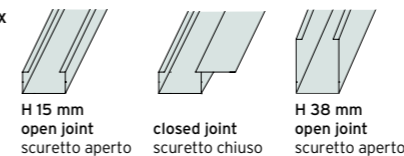
CUBIC EDGE LINEAR STRIPS SYSTEM

BAFFLE SQUARE STRIPS / OPEN JOINT DOGHE / SCURETTO APERTO		MAIN RUNNERS _ PROFILI PORTANTI	
code _ codice	type _ tipo	code _ codice	thickness _ spessore colour _ colore
ST4040	metal strips pitch 80 mm open joint doghe passo 80 mm scuretto aperto	T UNI	galvanized steel 0.6 brown acciaio zincato 0.6 testa di moro
	size dimensioni incidence incidenza 40x40 mm 12.50 ml/mq		length lunghezza incidence incidenza 4000 mm 0.9 ml/mq
			pcs_pz : 10
ST5050	metal strips pitch 90 mm open joint doghe passo 90 mm scuretto aperto	T UNI	galvanized steel 0.6 brown acciaio zincato 0.6 testa di moro
	size dimensioni incidence incidenza 50x50 mm 11.11 ml/mq		length lunghezza incidence incidenza 4000 mm 0.9 ml/mq
			pcs_pz : 10
ST6060	metal strips pitch 100 mm open joint doghe passo 100 mm scuretto aperto	T UNI	galvanized steel 0.6 brown acciaio zincato 0.6 testa di moro
	size dimensioni incidence incidenza 60x60 mm 10.00 ml/mq		length lunghezza incidence incidenza 4000 mm 0.9 ml/mq
			pcs_pz : 10
ST7070	metal strips pitch 110 mm open joint doghe passo 110 mm scuretto aperto	T UNI	galvanized steel 0.6 brown acciaio zincato 0.6 testa di moro
	size dimensioni incidence incidenza 70x70 mm 9.09 ml/mq		length lunghezza incidence incidenza 4000 mm 0.9 ml/mq
			pcs_pz : 10
ST8080	metal strips pitch 120 mm open joint doghe passo 120 mm scuretto aperto	T UNI	galvanized steel 0.6 brown acciaio zincato 0.6 testa di moro
	size dimensioni incidence incidenza 80x80 mm 8.33 ml/mq		length lunghezza incidence incidenza 4000 mm 0.9 ml/mq
			pcs_pz : 10
ST9090	metal strips pitch 130 mm open joint doghe passo 130 mm scuretto aperto	T UNI	galvanized steel 0.6 brown acciaio zincato 0.6 testa di moro
	size dimensioni incidence incidenza 90x90 mm 7.69 ml/mq		length lunghezza incidence incidenza 4000 mm 0.9 ml/mq
			pcs_pz : 10
closing caps in aluminium and steel · chiusura terminale alluminio e acciaio		linear joint · giunto lineare aluminium alluminio 0.5 mm · L 500 mm	



STRIP DOGA

L 9000 mm max

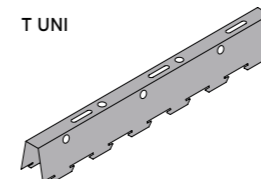


pre-painted aluminium
alluminio preverniciato
thk sp. 0.5 - 0.6 - 0.7 - 0.8 mm

pre-painted galvanized steel
acciaio zincato preverniciato
thk sp. 0.4 - 0.5 - 0.6 mm

MAIN RUNNER PROFILO PORTANTE

L 4000 mm



galvanized steel
acciaio zincato
thk sp. 0.6 mm
colour colore
brown testa di moro

PC/UNI



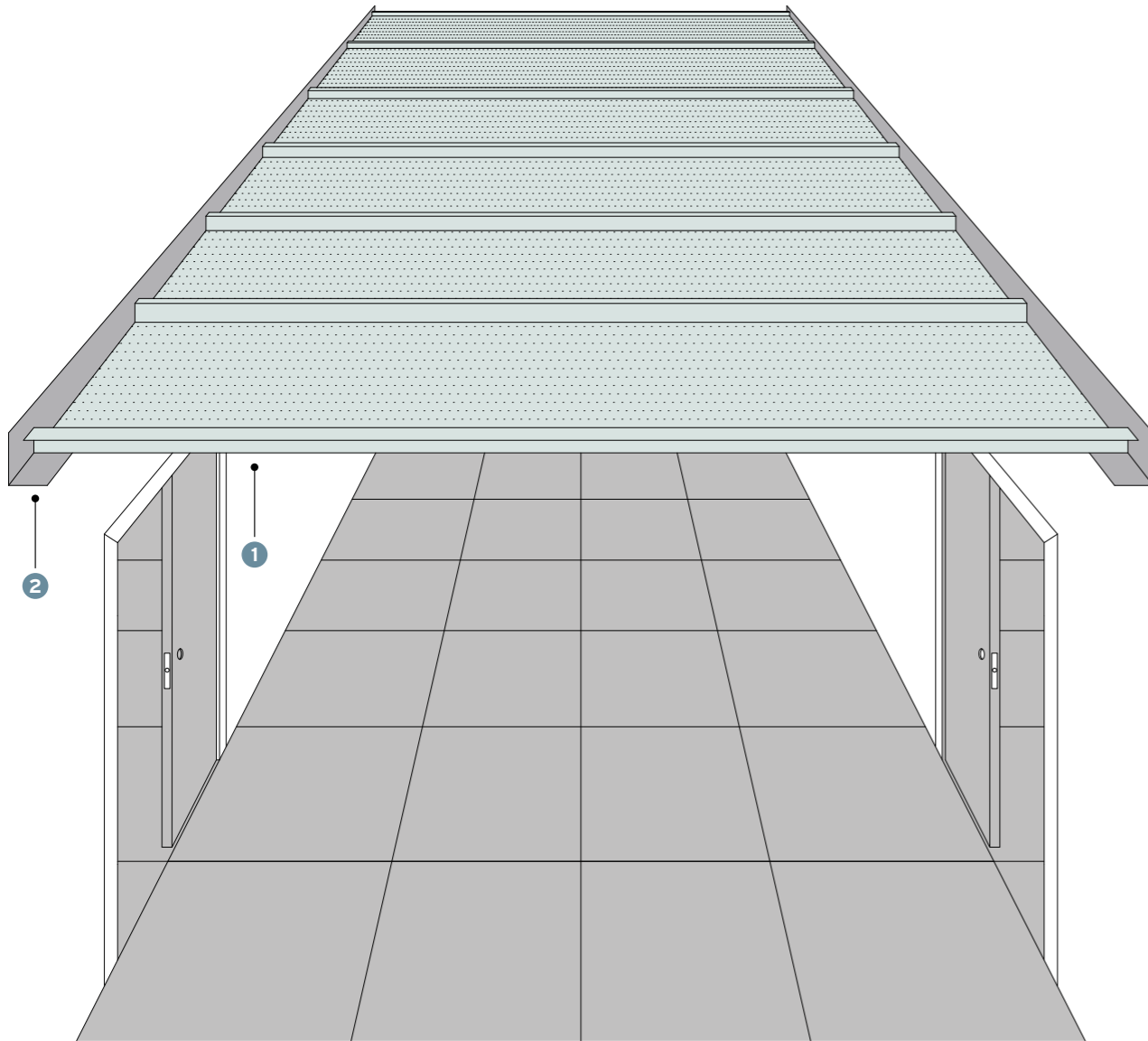
galvanized steel
acciaio zincato
thk sp. 0.6 mm
colour colore
black nero

- 1** strip doga length lunghezza 9000 mm max
- 2** carrier profilo portante
- 3** adjustable suspension sospensione regolabile

STRIPS / OPEN JOINT DOGHE / SCURETTO APERTO		MAIN RUNNERS _ PROFILI PORTANTI	
code _ codice	type _ tipo	code _ codice	thickness _ spessore colour _ colore
ST030AA	metal strips pitch 50 mm open joint doghe passo 50 mm scuretto aperto size dimensioni incidence incidenza 30x38 mm 20 ml/mq	T UNI	galvanized steel 0.6 brown acciaio zincato 0.6 testa di moro
			length lunghezza incidence incidenza 4000 mm 0.9 ml/mq pcs_pz : 10
ST030AR	metal strips pitch 50 mm open joint doghe passo 50 mm scuretto aperto size dimensioni incidence incidenza 30x15 mm 20 ml/mq	T UNI	galvanized steel 0.6 brown acciaio zincato 0.6 testa di moro
			length lunghezza incidence incidenza 4000 mm 0.9 ml/mq pcs_pz : 10
ST080AA	metal strips pitch 100 mm open joint doghe passo 100 mm scuretto aperto size dimensioni incidence incidenza 80x15 mm 10 ml/mq	T UNI	galvanized steel 0.6 brown acciaio zincato 0.6 testa di moro
			length lunghezza incidence incidenza 4000 mm 0.9 ml/mq pcs_pz : 10
ST130AA	metal strips pitch 150 mm open joint doghe passo 150 mm scuretto aperto size dimensioni incidence incidenza 130x15 mm 6.67 ml/mq	T UNI	galvanized steel 0.6 brown acciaio zincato 0.6 testa di moro
			length lunghezza incidence incidenza 4000 mm 0.9 ml/mq pcs_pz : 10
ST180AA	metal strips pitch 200 mm open joint doghe passo 200 mm scuretto aperto size dimensioni incidence incidenza 180x15 mm 5 ml/mq	T UNI	galvanized steel 0.6 brown acciaio zincato 0.6 testa di moro
			length lunghezza incidence incidenza 4000 mm 0.9 ml/mq pcs_pz : 10
STRIPS / CLOSED JOINT DOGHE / SCURETTO CHIUSO		MAIN RUNNERS _ PROFILI PORTANTI	
code _ codice	type _ tipo	code _ codice	thickness _ spessore colour
ST080CC	metal strips pitch 100 mm closed joint doghe passo 100 mm scuretto chiuso size dimensioni incidence incidenza 80x15 mm 10 ml/mq	T UNI	galvanized steel 0.6 brown acciaio zincato 0.6 testa di moro
			length lunghezza incidence incidenza 4000 mm 0.9 ml/mq pcs_pz : 10
ST130CC	strips pitch 150 mm closed joint doghe passo 150 mm scuretto chiuso size dimensioni incidence incidenza 130x15 mm 6.67 ml/mq	T UNI	galvanized steel 0.6 brown acciaio zincato 0.6 testa di moro
			length lunghezza incidence incidenza 4000 mm 0.9 ml/mq pcs_pz : 10
ST180CC	strips pitch 200 mm closed joint doghe passo 200 mm scuretto chiuso size dimensioni incidence incidenza 180x15 mm 5 ml/mq	T UNI	galvanized steel 0.6 brown acciaio zincato 0.6 testa di moro
			length lunghezza incidence incidenza 4000 mm 0.9 ml/mq pcs_pz : 10

ACCESSORIES _ ACCESSORI			
code _ codice	type _ tipo	thickness _ spessore	colour _ colore
PC/UNI	Flexible main runner for strips Portante curvo per doghe	galvanized steel 0.6 acciaio zincato 0.6	black nero
		length lunghezza incidence incidenza 4000 mm variable variabile pcs_pz : 10	
S/C	Joint for strips Scuretto interspazio per doghe	aluminium 0.4 alluminio 0.4	white_bianco silver_argento
		length lunghezza incidence incidenza to measure a misura variable variabile pcs_pz : variable_variabile	
GL 20/30	Joint for strips ST030AA Giunto lineare per doghe ST030AA	aluminium 0.5 alluminio 0.5	
		length lunghezza incidence incidenza 500 mm variable variabile pcs_pz : 10	
GL 20/30 B	Joint for strips ST030AR Giunto lineare per doghe ST030AR	aluminium 0.5 alluminio 0.5	
		length lunghezza incidence incidenza 500 mm variable variabile pcs_pz : 10	
GL 20/80	Joint for strips ST080AA - ST080CC Giunto lineare per doghe ST080AA - ST080CC	aluminium 0.5 alluminio 0.5	
		length lunghezza incidence incidenza 500 mm variable variabile pcs_pz : 10	
GL 20/130	Joint for strips ST130AA - ST130CC Giunto lineare per doghe ST130AA - ST130CC	aluminium 0.5 alluminio 0.5	
		length lunghezza incidence incidenza 500 mm variable variabile pcs_pz : 10	
GL 20/180	Joint for strips ST180AA Giunto lineare per doghe ST180AA	aluminium 0.5 alluminio 0.5	
		length lunghezza incidence incidenza 500 mm variable variabile pcs_pz : 10	

SELF BEARING LINEAR STRIPS SYSTEM for CORRIDOR use



STRIP DOGA
L 1800 mm max
H 18 mm
closed joint scuretto chiuso

prepainted aluminium
alluminio preverniciato
thk sp. 0.6 - 0.7 - 0.8 - 0.9 - 1 mm

prepainted galvanized steel
acciaio zincato preverniciato
thk sp. 0.5 - 0.6 - 0.7 - 0.8 - 0.9 - 1 mm

L 2700 mm max
H 30 mm
closed joint scuretto chiuso

1 strip
doga
width larghezza
140 > 290 mm

2 angle molding
cornice perimetrale

STRIPS / OPEN JOINT DOGHE / SCURETTO APERTO				STRIPS / OPEN JOINT DOGHE / SCURETTO APERTO			
code _ codice	type _ tipo			code _ codice	thickness _ spessore	colour _ colore	
ST150AP	self bearing strips pitch 150 mm doghe passo 150 mm autoportanti		size dimensioni 150x18 mm length 1800 mm max lunghezza massima 1800 mm	incidence incidenza 6.67 ml/mq	ST0200AP	self bearing strips pitch 200 mm doghe passo 200 mm autoportanti	
						size dimensioni 200x18x1800 mm max	incidence incidenza 5 ml/mq
ST300AP	self bearing strips pitch 300 mm doghe passo 300 mm autoportanti		size dimensioni 300x18 mm length 1800 mm max lunghezza massima 1800 mm	incidence incidenza 3.34 ml/mq	ST15AAP	self bearing strips pitch 150 mm doghe passo 150 mm autoportanti	
						size dimensioni 150x30 mm	incidence incidenza 6.67 ml/mq
ST15AAP	self bearing strips pitch 150 mm doghe passo 150 mm autoportanti		size dimensioni 150x30 mm	incidence incidenza 6.67 ml/mq	ST20AAP	self bearing strips pitch 200 mm doghe passo 200 mm autoportanti	
						size dimensioni 200x30 mm	incidence incidenza 5 ml/mq
ST25AAP	self bearing strips pitch 250 mm doghe passo 250 mm autoportanti		size dimensioni 250x30 mm	incidence incidenza 4 ml/mq	ST30AAP	self bearing strips pitch 300 mm doghe passo 300 mm autoportanti	
						size dimensioni 300x30 mm	incidence incidenza 3.34 ml/mq
ST14CAP	self bearing strips pitch 140 mm doghe passo 140 mm autoportanti		size dimensioni 140x30 mm	incidence incidenza 7.15 ml/mq	ST19CAP	self bearing strips pitch 190 mm doghe passo 190 mm autoportanti	
						size dimensioni 190x30 mm	incidence incidenza 5.27 ml/mq
ST24CAP	self bearing strips pitch 240 mm doghe passo 240 mm autoportanti		size dimensioni 240x30 mm	incidence incidenza 4.17 ml/mq	ST29CAP	self bearing strips pitch 290 mm doghe passo 290 mm autoportanti	
						size dimensioni 290x30 mm	incidence incidenza 3.45 ml/mq
ST30CAP	self bearing strips pitch 300 mm doghe passo 300 mm autoportanti		size dimensioni 300x30 mm	incidence incidenza 3.34 ml/mq			

INDOOR LINEAR STRIPS *DOGHE LINEARI PER INTERNI* PERFORATION PANELS *FORATURE PANNELLI*


standard width *larghezza standard* < 600 mm

● perforation *forature*

MICRO PERFORATION *MICRO FORATURE*

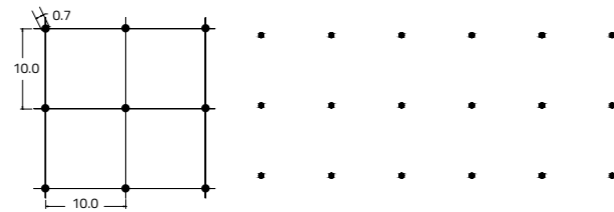
H - AP0/1

Ø 0.7 mm - parallel pitch ■ *passo parallelo* 5 mm



I - AP0/2


Ø 0.7 mm - parallel pitch ■ *passo parallelo* 5 mm



STANDARD PERFORATIONS *FORATURE STANDARD*


A

Ø 2.5 mm = 20% - parallel pitch ■ *passo parallelo* 5 mm




B

Ø 2.5 mm = 7% - diagonal pitch ■ *passo diagonale* 8.5 mm




C

Ø 2.0 mm = 6% - diagonal pitch ■ *passo diagonale* 8 mm




D

Ø 2.0 mm = 12% - parallel pitch ■ *passo parallelo* 7.5 mm




E - AP3

Ø 2.0 mm = 25% - diagonal pitch ■ *passo diagonale* 3.5 mm



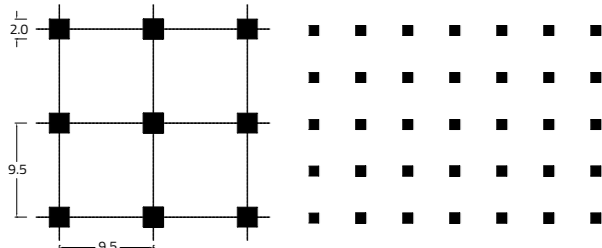
F - AP4

Ø 2.0 mm = 12.5% - parallel pitch ■ *passo parallelo* 5 mm



G - APQ2

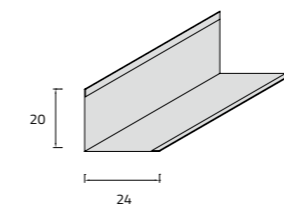
2 x 2 = 4.5% - parallel pitch ■ *passo parallelo* 9.5 mm



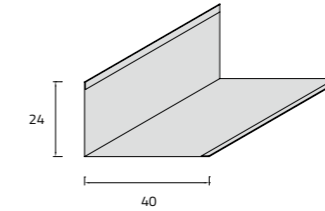
INDOOR LINEAR STRIPS *DOGHE LINEARI PER INTERNI* PERIMETRAL MOLDING *CORNICI PERIMETRALI*

standard width *larghezza standard* 3000 mm

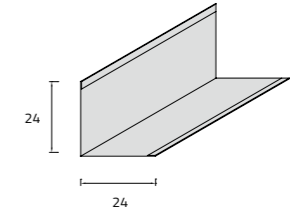
For special dimension perimetral moldings are available ■ *Sono disponibili speciali misure delle cornici perimetrali.*



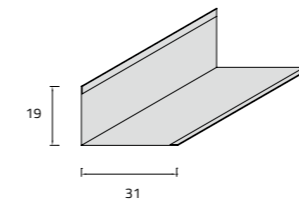
20 X 24
CP10 aluminum ■ *alluminio* 0.5/0.6 mm
A3000 steel ■ *acciaio* 0.5/0.6 mm



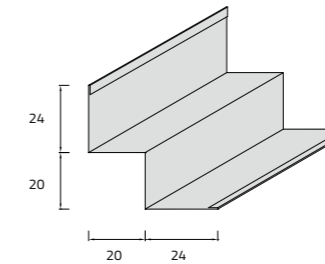
24 X 40
CP20 aluminum ■ *alluminio* 0.5/0.6 mm
A3002 steel ■ *acciaio* 0.5/0.6 mm



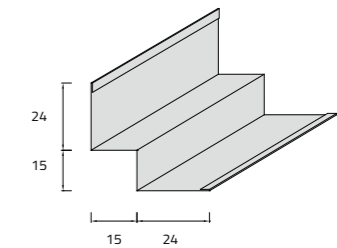
24 X 24
CP11 aluminum ■ *alluminio* 0.5/0.6 mm
A3001 steel ■ *acciaio* 0.5/0.6 mm



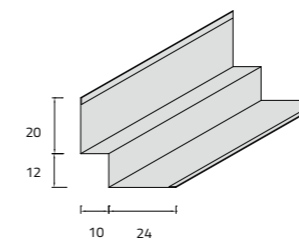
19 X 31
CP30 aluminum ■ *alluminio* 0.5/0.6 mm
A3003 steel ■ *acciaio* 0.5/0.6 mm



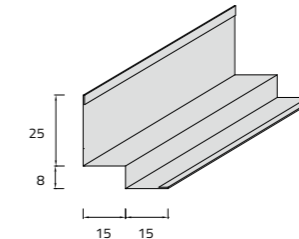
24 X 20 X 20 X 24
CW2020 aluminum ■ *alluminio* 0.5/0.6 mm
W3003 steel ■ *acciaio* 0.5/0.6 mm



24 X 15 X 15 X 24
CW1515 aluminum ■ *alluminio* 0.5/0.6 mm
W3004 steel ■ *acciaio* 0.5/0.6 mm









20 X 12 X 12 X 24
CW1210 aluminum ■ *alluminio* 0.5/0.6 mm
W3000 steel ■ *acciaio* 0.5/0.6 mm










25 X 8 X 15 X 15
CW0815 aluminum ■ *alluminio* 0.5/0.6 mm
W3002 steel ■ *acciaio* 0.5/0.6 mm

FINISHES FINITURE

STEEL / ALUMINIUM ACCIAIO / ALLUMINIO

					
white bianco	RAL 9006 silver	RAL 7024 dark gray · grigio scuro	RAL 9005 black · nero	satin-finish aluminium alluminio satinato	ALL RAL COLOURS

WOOD LEGNO

						
SL57 whitened oak rovere sbiancato	SL56 cherry tree · ciliegio	SL252 winchester	SL02 light oak rovere chiaro	6869 farm maple	SL28 teak	SL39 dark oak noce scuro

ALUMINIUM / MAT ALLUMINIO / OPACO

					
RAL 1015 ivory · avario	RAL 1001 beige	RAL 1021 cadmio yellow · giallo cadmio	RAL 1007 chrome yellow · giallo cromo	RAL 2004 orange · arancio puro	RAL 3002 carmine red · rosso carminio
					
RAL 040 navy blue · azzurro mare	RAL 5017 blue · blu traffico	RAL 6018 pea green verde germoglio	RAL 6029 mint colour verde menta	RAL 8014 brown · marrone	

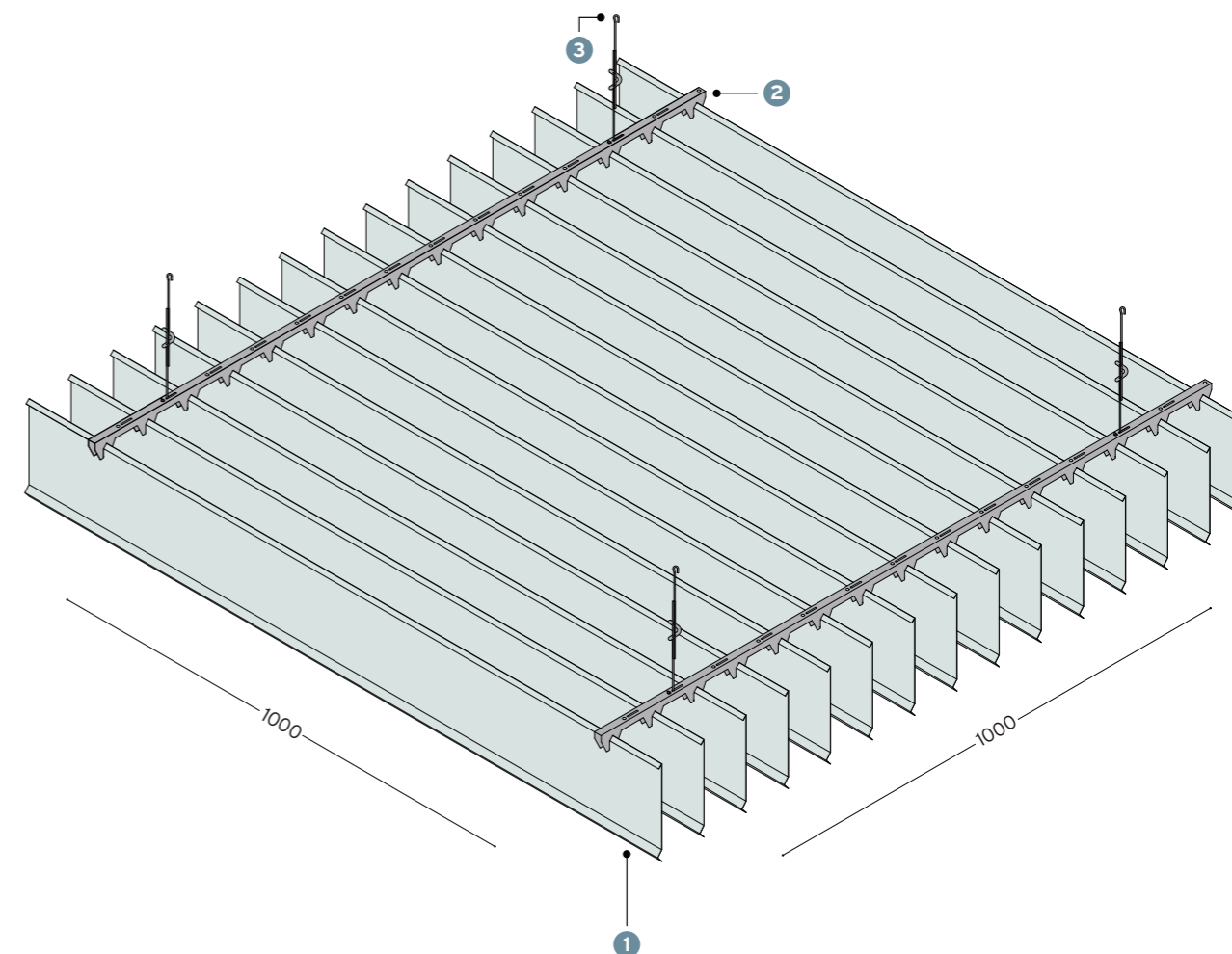
ALUMINIUM / BRIGHT ALLUMINIO / LUCIDO

		
310 aisi steel · acciaio aisi	330 brass yellow giallo ottonato	260 gold · oro

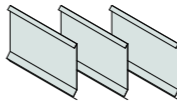
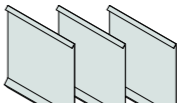
The range of colours shown on this page is purely indicative, and we recommended that you request the samples. For other colours, please ask about the availability in stock. For further details, refer to the bundle of RAL colours and CBI's exclusive colours bundle, or contact the technical department at CBI Europe.

La cartella colori riportata in questa pagina s'intende puramente indicativa, e si raccomanda la richiesta di campionatura. Per altri colori chiedere la disponibilità in magazzino. Per qualsiasi dettaglio, fare riferimento alla mazzetta colori RAL e la mazzetta colori esclusivi CBI, o contattare l'ufficio tecnico CBI Europe.

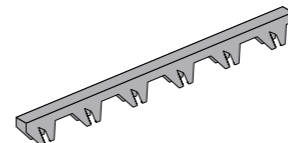
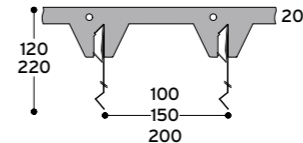
VERTICAL LAMELLA LINEAR STRIPS SYSTEM



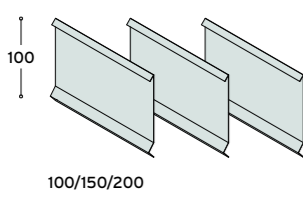

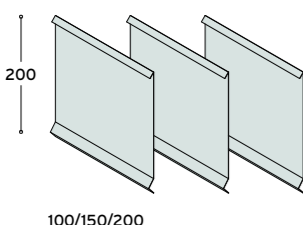

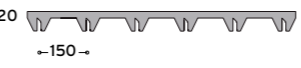
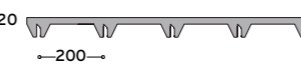
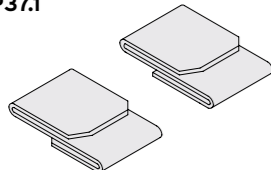

STRIP DOGA

L 6000 mm max	ST100LV H 100 mm		ST200LV H 200 mm		prepainted aluminium alluminio preverniciato thk sp. 0.5 - 0.6 - 0.7 - 0.8 mm	powder coated steel acciaio postverniciato thk sp. 0.5 - 0.6 - 0.7 mm
vertical strip painted on both side doga lamellare bifacciale					powder coated aluminium alluminio postverniciato thk sp. 0.5 - 0.6 - 0.7 - 0.8 mm	

MAIN RUNNER PROFILO PORTANTE

L 4000 mm max			steel acciaio thk sp. 0.7 mm	colour colore black double-sided nero bifacciale
---------------	---	---	------------------------------------	--

- | | | |
|--|-----------------------------|---|
| 1 | 2 | 3 |
| strip
doga
length lunghezza
9000 mm max | carrier
profilo portante | adjustable suspension
sospensione regolabile |

STRIPS _ DOGHE		MAIN RUNNERS _ PROFILI PORTANTI		
code _ codice	type _ tipo	code _ codice	thickness _ spessore colour _ colore	
ST100LV 	vertical lamelless lamelle verticali	T100/7 	steel 0.7 acciaio 0.7	
	pitch passo incidence incidenza		lenght lunghezza incidence incidenza	
	100 mm L 6000 mm max 150 mm L 6000 mm max 200 mm L 6000 mm max		10 ml/mq 6.67 ml/mq 5 ml/mq	4000 mm 0.9 ml/mq pcs_pz : 10
			black double-sided nero bifacciale	
ST200LV 	vertical lamelless lamelle verticali	T100/7 	steel 0.7 acciaio 0.7	
	pitch passo incidence incidenza		lenght lunghezza incidence incidenza	
	100 mm L 6000 mm max 150 mm L 6000 mm max 200 mm L 6000 mm max	10 ml/mq 6.67 ml/mq 5 ml/mq	4000 mm 0.9 ml/mq pcs_pz : 10	black double-sided nero bifacciale
			T150/7 	steel 0.7 acciaio 0.7
			4000 mm 0.9 ml/mq pcs_pz : 10	black double-sided nero bifacciale
		T200/7 	steel 0.7 acciaio 0.7	
		4000 mm 0.9 ml/mq pcs_pz : 10	black double-sided nero bifacciale	
CLIP _ CLIP		CLIP _ CLIP		
code _ codice	type _ tipo	code _ codice	type _ tipo	
SP37.1 	Clip joint Clip di giunzione	SP38.3 	Safety clip Clip di sicurezza	

FINISHES FINITURE

ALUMINIUM ALLUMINIO



white · bianco RAL 9006 silver RAL 9005 black · nero

STEEL ACCIAIO POWDER COATED



ALL RAL COLOURS

ALUMINIUM / MAT ALLUMINIO / OPACO



RAL 1015 ivory · avorio RAL 1001 beige RAL 1021 cadmio yellow · giallo cadmio RAL 1007 chrome yellow · giallo cromo RAL 2004 orange · arancio puro RAL 3002 carmine red · rosso carminio

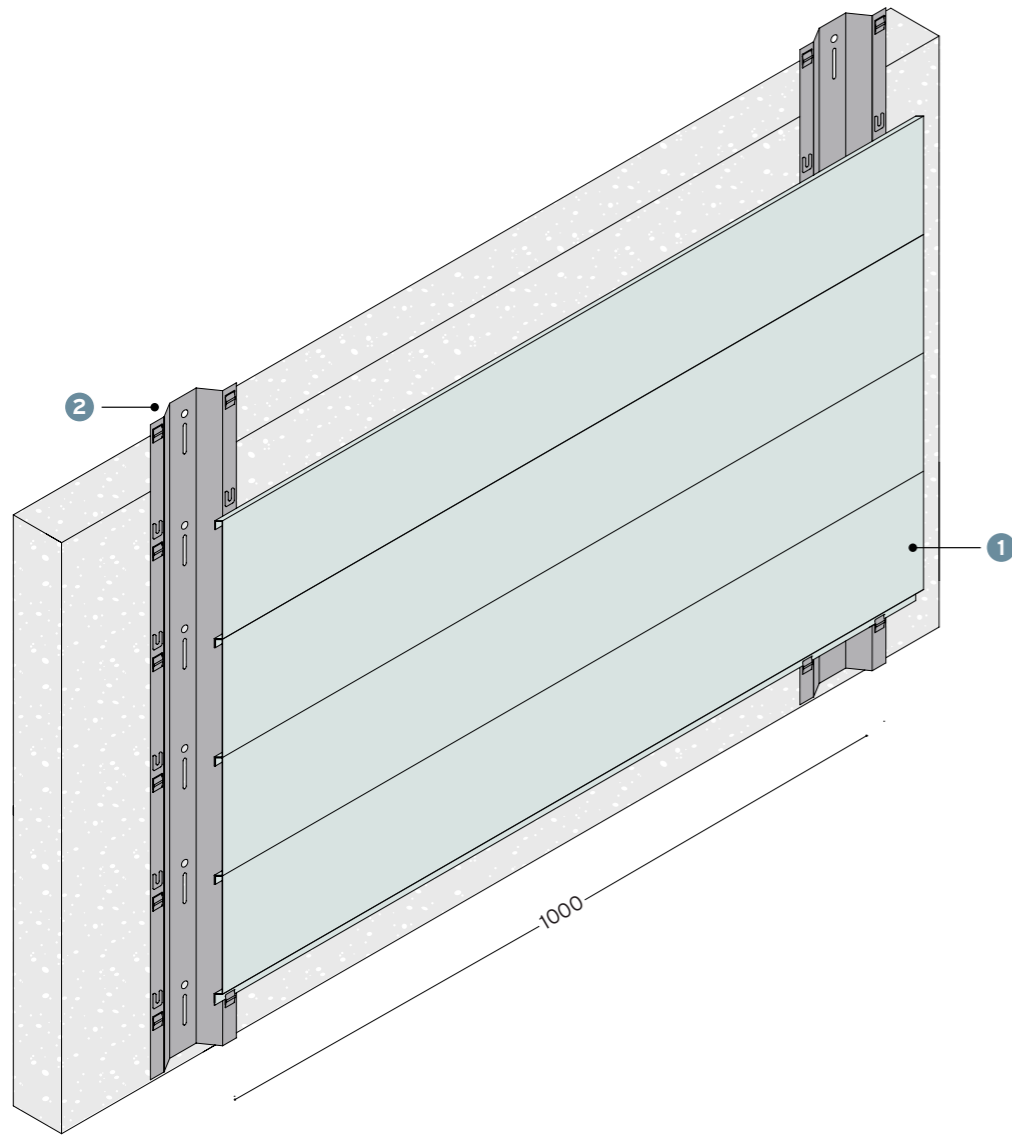


RAL 040 navy blue · azzurro mare RAL 5017 blue · blu traffico RAL 6018 pea green · verde germoglio RAL 6029 mint colour · verde menta RAL 8014 brown · marrone

The range of colours shown on this page is purely indicative, and we recommended that you request the samples. For other colours, please ask about the availability in stock. For further details, refer to the bundle of RAL colours and CBI's exclusive colours bundle, or contact the technical department at CBI Europe.

La cartella colori riportata in questa pagina s'intende puramente indicativa, e si raccomanda la richiesta di campionatura. Per altri colori chiedere la disponibilità in magazzino. Per qualsiasi dettaglio, fare riferimento alla mazzetta colori RAL e la mazzetta colori esclusivi CBI, o contattare l'ufficio tecnico CBI Europe.

EXTERIOR STRIP LINEAR STRIPS SYSTEM



Exterior area's non wind pressure exposed.

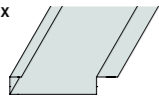
Exterieur, non-exposé au souffles de vent.

Lamas para exterior non-expuesto a viento forte.

Utilizzo in aree non esposte a vento forte

STRIP DOGA

L 9000 mm max



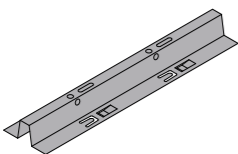
H 18 mm
closed joint scuretto chiuso

prepainted aluminium
alluminio preverniciato
thk sp. 0.6 - 0.7 - 0.8 - 0.9 - 1 mm

prepainted galvanized steel
acciaio zincato preverniciato
thk sp. 0.5 - 0.6 - 0.7 - 0.8 mm

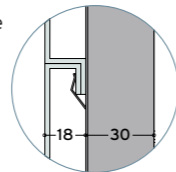
MAIN RUNNER PROFILO PORTANTE

L 4000 mm



galvanized steel
acciaio zincato
thk sp. 0.7 mm

colour colore
galvanized
zincato



carrier detail
dettaglio profilo portante

1

exterior strip
doga per esterni
length lunghezza
9000 mm max

2

carrier
profilo portante

STRIPS _ DOGHE

code _ codice

type _ tipo

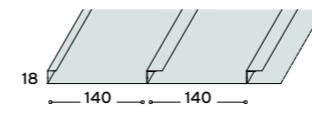
MAIN RUNNERS _ PROFILI PORTANTI

code _ codice

thickness _ spessore colour _ colore

P140/ES

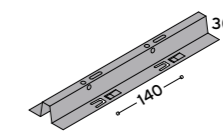
strips pitch 150 mm closed joint
doghe passo 150 mm
scuretto chiuso



size dimensioni incidence incidenza
140x18 mm 6.67 ml/mq

T140/7

galvanized steel 0.7 galvanized
acciaio zincato 0.7 zincato

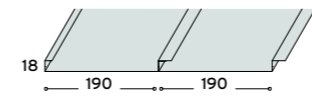


length lunghezza incidence incidenza
4050 mm 1 ml/mq

pcs_pz : 10

P190/ES

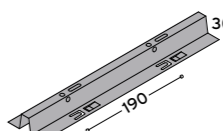
strips pitch 200 mm closed joint
doghe passo 200 mm
scuretto chiuso



size dimensioni incidence incidenza
190x18 mm 5 ml/mq

T190/7

galvanized steel 0.7 galvanized
acciaio zincato 0.7 zincato

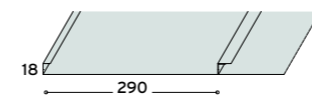


length lunghezza incidence incidenza
4000 mm 1 ml/mq

pcs_pz : 10

P290/ES

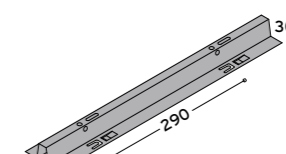
strips pitch 300 mm closed joint
doghe passo 300 mm
scuretto chiuso



size dimensioni incidence incidenza
290x18 mm 3.34 ml/mq

T290/7

galvanized steel 0.7 galvanized
acciaio zincato 0.7 zincato



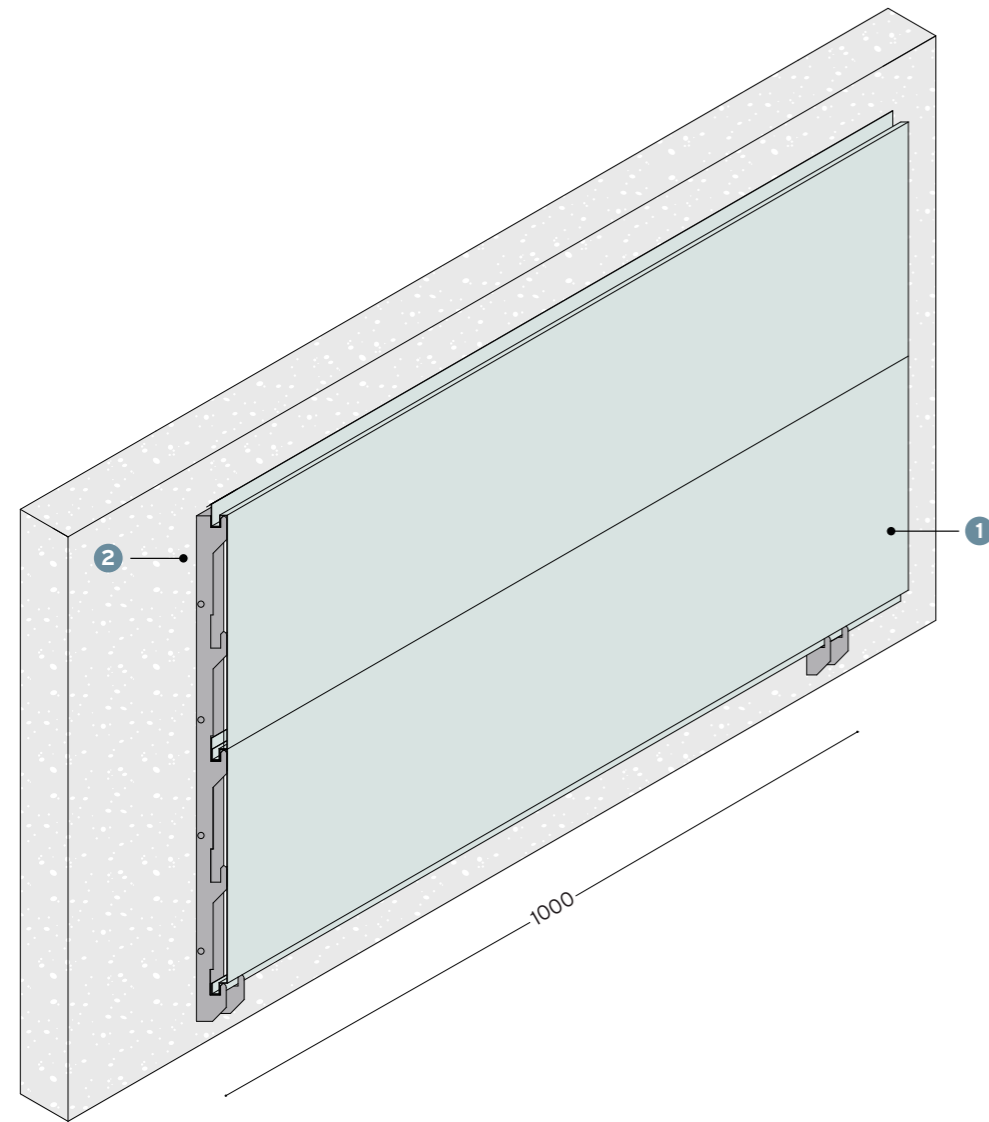
length lunghezza incidence incidenza
4000 mm 1 ml/mq

pcs_pz : 10

EXTERIOR STRIP LINEAR STRIPS SYSTEM

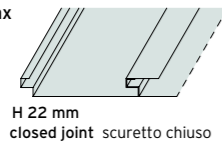


Exterior area wind pressure exposed.
 Exterieur, exposé au souffles de vent.
 Lamas para exterior expuesto a viento fuerte.
 Utilizzo in aree esposte a vento forte



STRIP DOGA

L 9000 mm max

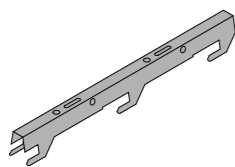


preainted aluminium
 alluminio preverniciato
 thk sp. ST150ES 0.5 mm
 thk sp. ST300ES 0.6 - 0.7 - 0.8 mm

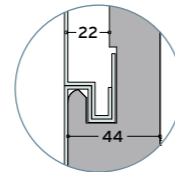
preainted galvanized steel
 acciaio zincato preverniciato
 thk sp. ST150ES 0.5 mm
 thk sp. ST300ES 0.6 - 0.7 - 0.8 mm

MAIN RUNNER PROFILO PORTANTE

L 4000 mm



aluminium
 alluminio
 thk sp. 10/10 mm



carrier detail
 dettaglio profilo portante

STRIPS _ DOGHE

code _ codice

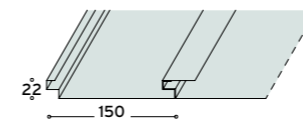
type _ tipo

MAIN RUNNERS _ PROFILI PORTANTI

code _ codice

thickness _ spessore colour _ colore

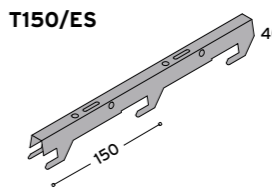
ST150ES



self bearing strips pitch 150 mm
 closed joint
 doghe passo 150 mm autoportanti
 scuretto chiuso

size	dimensioni	incidence	incidenza
150x22 mm		6.68 ml/mq	

T150/ES

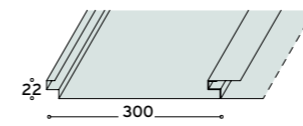


aluminium 10/10 mm white
 alluminio 10/10 mm bianco

length	lunghezza	incidence	incidenza
4000 mm		1 ml/mq	

pcs_pz : 10

ST300ES

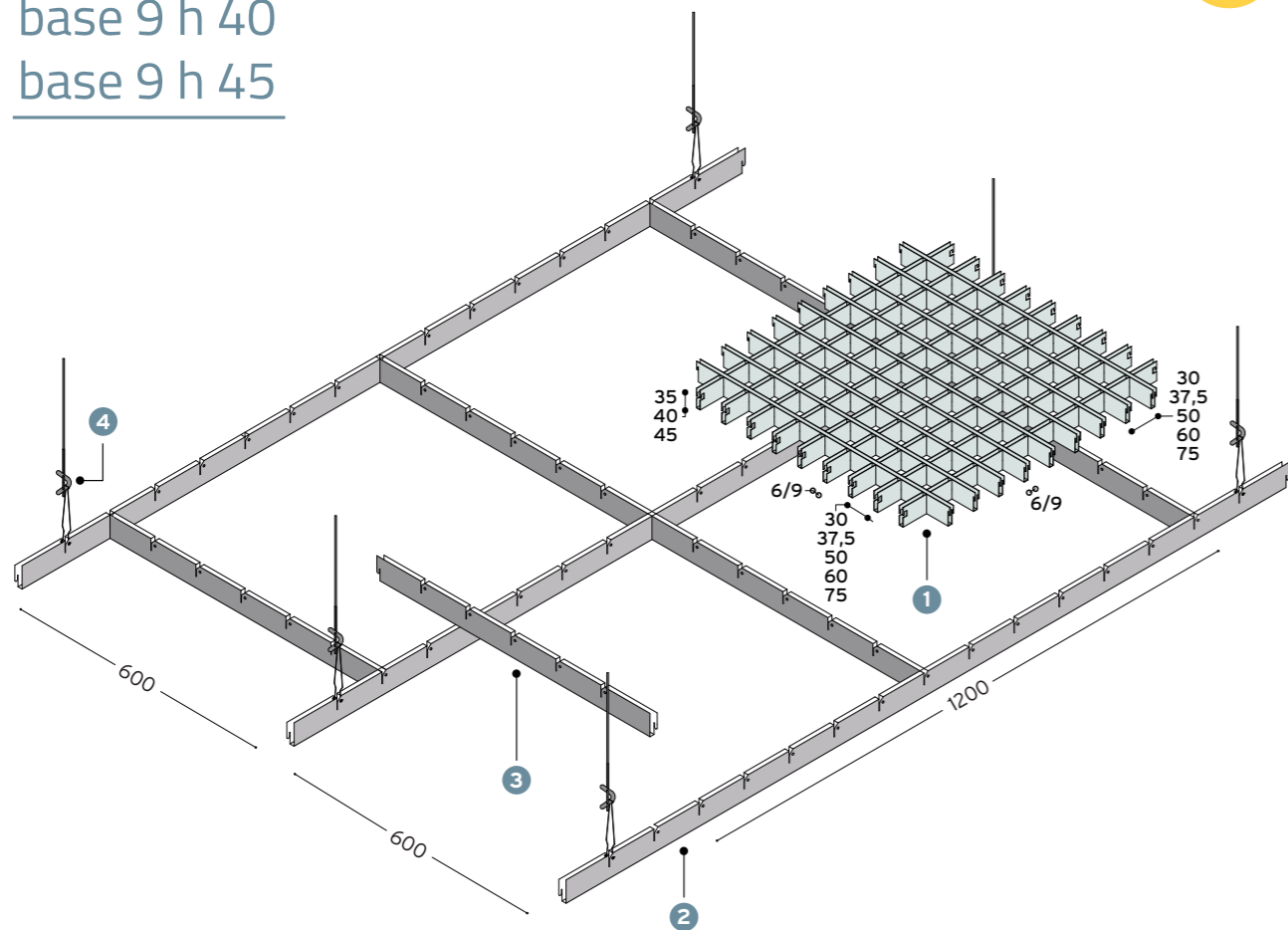


self bearing strips pitch 300 mm
 closed joint
 doghe passo 300 mm autoportanti
 scuretto chiuso

size	dimensioni	incidence	incidenza
300x22 mm		3.34 ml/mq	

base 6 h 35 OS1 OPEN CELL SYSTEM

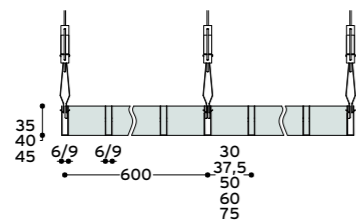
base 9 h 40
base 9 h 45



PANEL PANNELLO 600 x 600 mm	BASE 6 · H 35 mm		BASE 9 · H 40 MM		BASE 9 · H 45 MM	
	code	codice mesh maglia	code	codice mesh maglia	code	codice mesh maglia
<p>pre-painted aluminium alluminio preverniciato thk sp. 0.4 - 0.5</p>	OS 0501	30x30x35 mm	OS 0701	30x30x40 mm	OS 0601	30x30x45 mm
	OS 0502	37,5x37,5x35 mm	OS 0702	37,5x37,5x40 mm	OS 0602	37,5x37,5x45 mm
	OS 0503	50x50x35 mm	OS 0703	50x50x40 mm	OS 0603	50x50x45 mm
	OS 0504	60x60x35 mm	OS 0704	60x60x40 mm	OS 0604	60x60x45 mm
	OS 0505	75x75x35 mm	OS 0705	75x75x40 mm	OS 0605	75x75x45 mm

GRID SYSTEM STRUTTURA

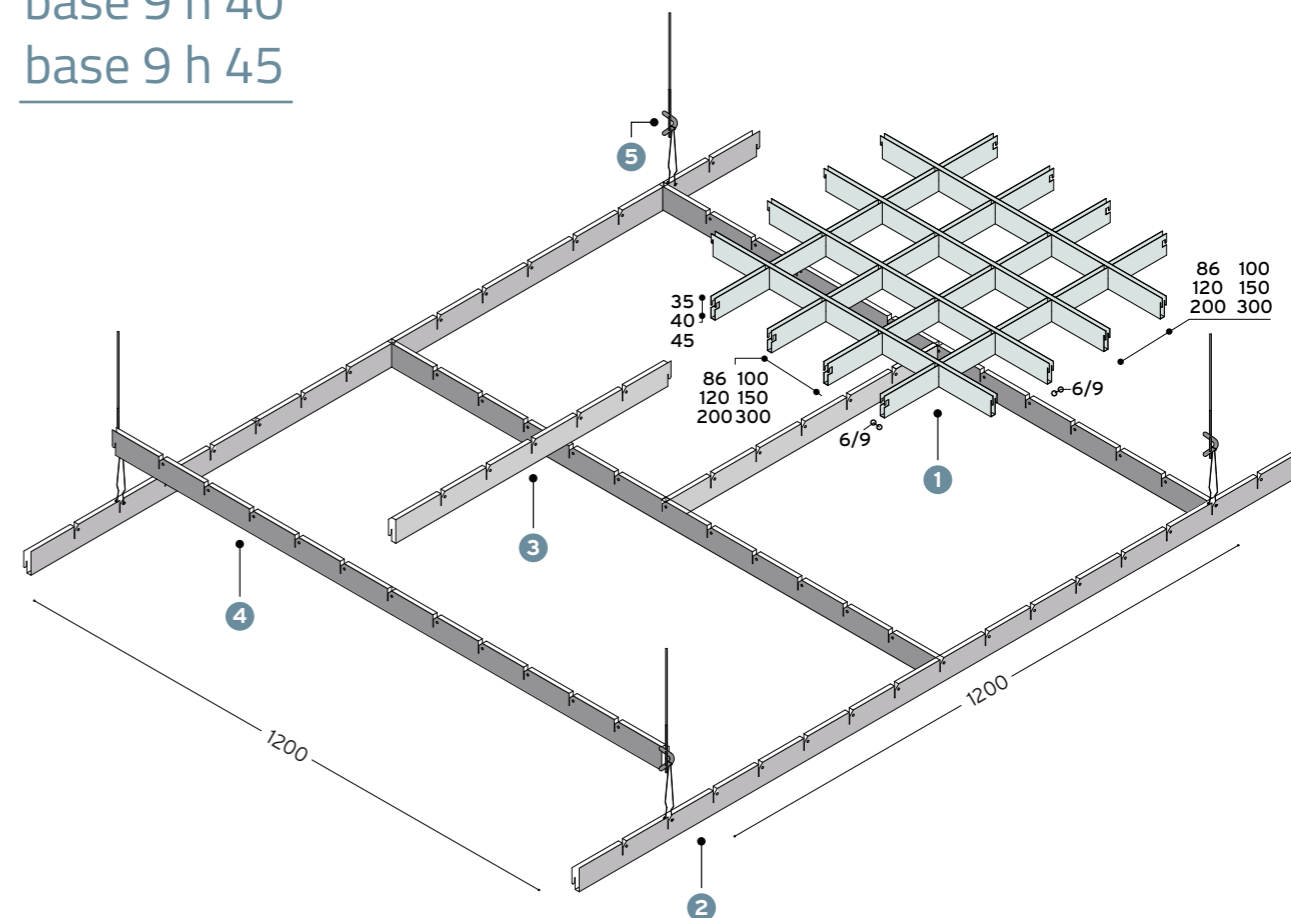
· OS2 SYSTEM



1	2	3	4
panel pannello 600x600 mm	OS P3000 main runner profilo portante 6x35x3000 mm 9x40x3000 mm 9x45x3000 mm 0.56 pcs/mq	OS I600 cross tee profilo intermedio 6x35x600 mm 9x40x600 mm 9x45x600 mm 2.77 pcs/mq	CML 00004 hanger bracket attacco di sospensione 0.8 pcs/mq
OS 902 T closing top for grille with hole for spotlight top di chiusura per grigliato con foro per faretto 190x190x35/40/45 mm	OS 901 T closing top for multi-modular grille top di chiusura per grigliato multimodulare 190x190x35/40/45 mm	OS 801 G BASE 6 joint for grill OS 802 G BASE 9 giunto per grigliato multimodulare 0.56 pcs/mq	

base 6 h 35 OS2 OPEN CELL SYSTEM

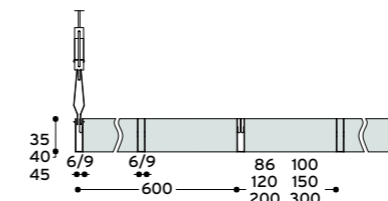
base 9 h 40
base 9 h 45



PANEL PANNELLO 600 x 600 mm	BASE 6 · H 35 mm		BASE 9 · H 40 MM		BASE 9 · H 45 MM	
	code	codice mesh maglia	code	codice mesh maglia	code	codice mesh maglia
<p>pre-painted aluminium alluminio preverniciato thk sp. 0.4 - 0.5</p>	OS 0506	86x86x35 mm	OS 0706	86x86x40 mm	OS 0606	86x86x45 mm
	OS 0507	100x100x35 mm	OS 0707	100x100x40 mm	OS 0607	100x100x45 mm
	OS 0508	120x120x35 mm	OS 0708	120x120x40 mm	OS 0608	120x120x45 mm
	OS 0509	150x150x35 mm	OS 0709	150x150x40 mm	OS 0609	150x150x45 mm
	OS 0510	200x200x35 mm	OS 0710	200x200x40 mm	OS 0610	200x200x45 mm
	OS 0511	300x300x35 mm	OS 0711	300x300x40 mm	OS 0611	300x300x45 mm

GRID SYSTEM STRUTTURA

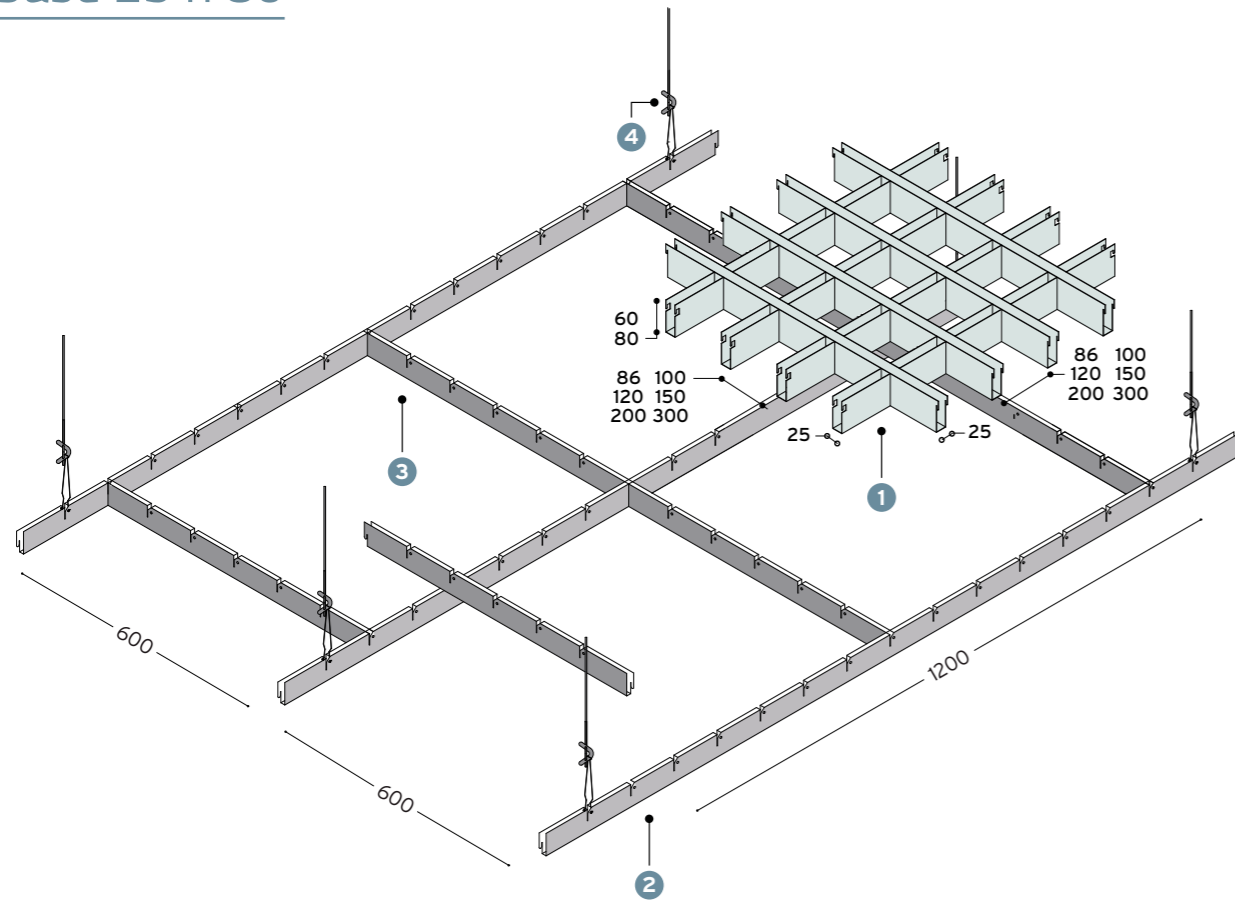
· OS2 SYSTEM



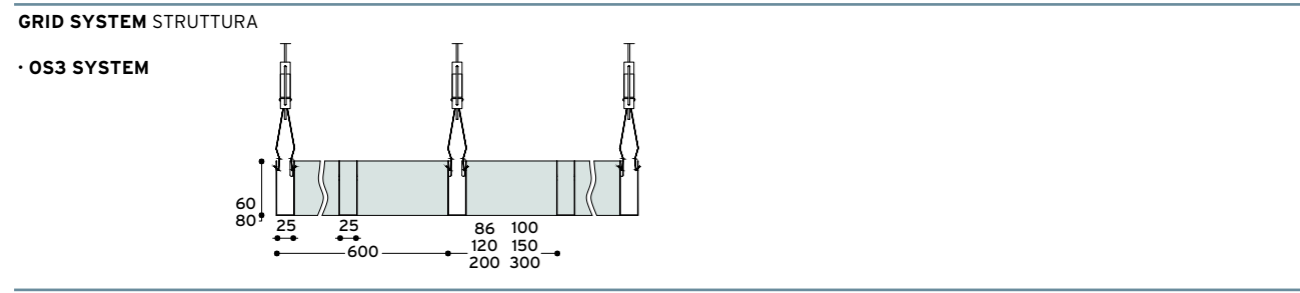
1	2	3	4	5
panel pannello 600x600 mm	OS P3000 main runner profilo portante 6x35x3000 mm 9x40x3000 mm 9x45x3000 mm 0.28 pcs/mq	OS I600 cross tee profilo intermedio 6x35x600 mm 9x40x600 mm 9x45x600 mm 1.38 pcs/mq	OS Y1200 cross tee profilo intermedio 6x35x1200 mm 9x40x1200 mm 9x45x1200 mm 1.38 pcs/mq	CML 00004 hanger bracket attacco di sospensione 0.8 pcs/mq
OS 902 T closing top for grille with hole for spotlight top di chiusura per grigliato con foro per faretto 190x190x35/40/45 mm	OS 901 T closing top for multi-modular grille top di chiusura per grigliato multimodulare 190x190x35/40/45 mm	OS 801 G BASE 6 joint for grill OS 802 G BASE 9 giunto per grigliato multimodulare 0.28 pcs/mq		

base 25 h 60 OS3 OPEN CELL SYSTEM

base 25 h 80

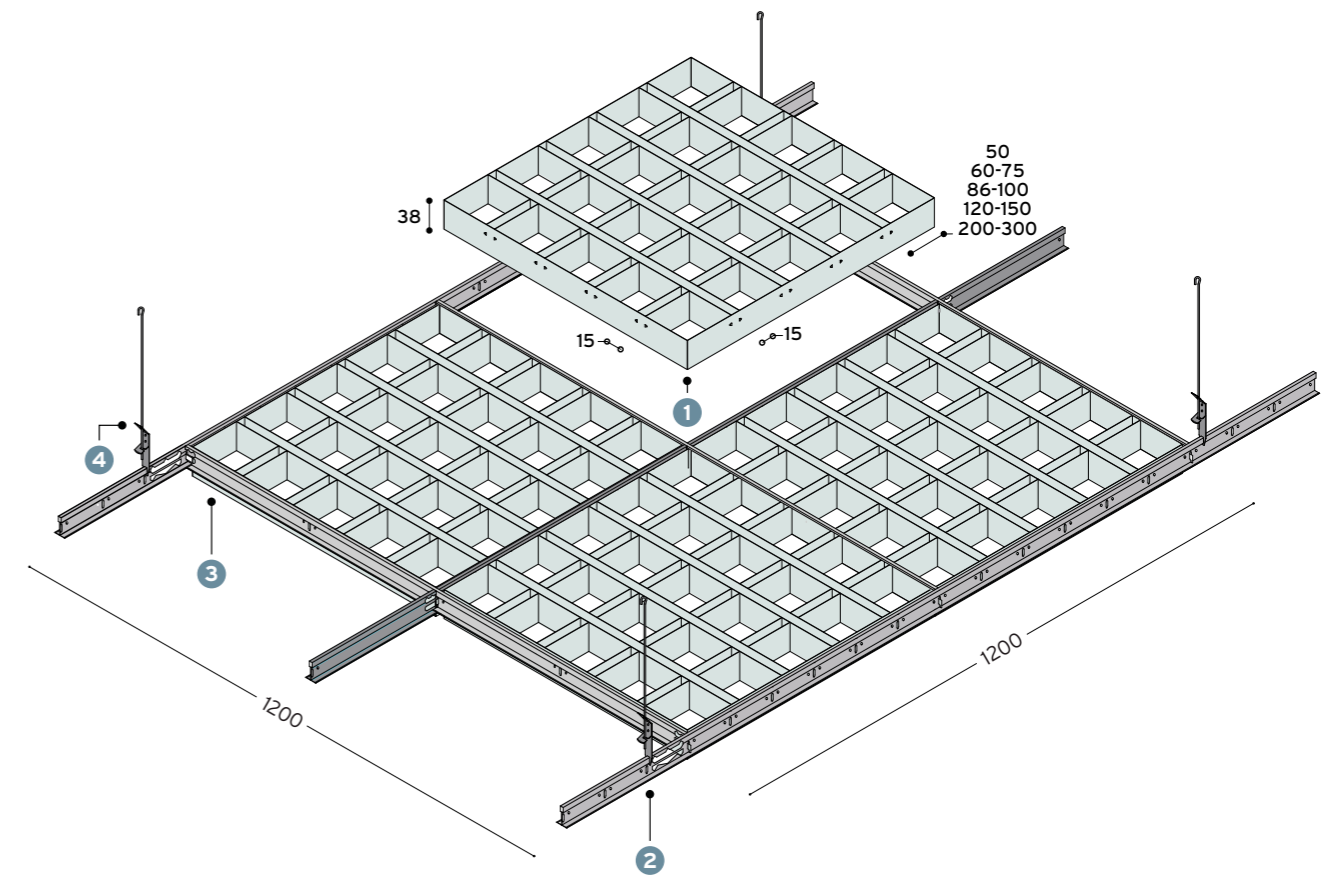


PANEL PANNELLO 600 x 600 mm	BASE 25 · H 60 mm code codice mesh maglia	BASE 25 · H 80 mm code codice mesh maglia

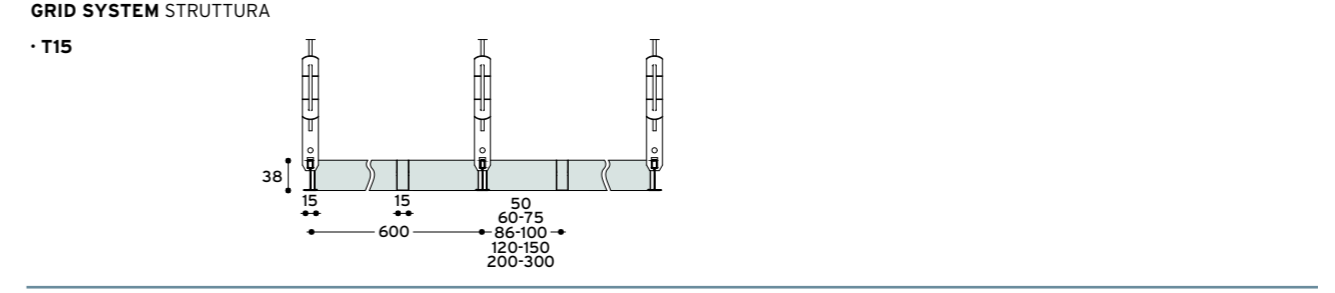


1	2	3	4
grille panel pannello grigliato 600x600 mm	OS P1800 main runner profilo portante 25x60x1800 mm 25x80x1800 mm 0.98 ml/mq	OS I600 cross tee profilo intermedio 25x60x600 mm 25x80x600 mm 2,77 ml/mq	CML 00004 hanger bracket attacco di sospensione 0.8 pcs/mq
OS 903 T closing top for grille with hole for spotlight top di chiusura per grigliato con foro per faretto 190x190x35/40/45 mm	OS 803 G joint for grill giunto per grigliato 0.92 pcs/mq		

base 15 h 38 OS4 OPEN CELL SYSTEM

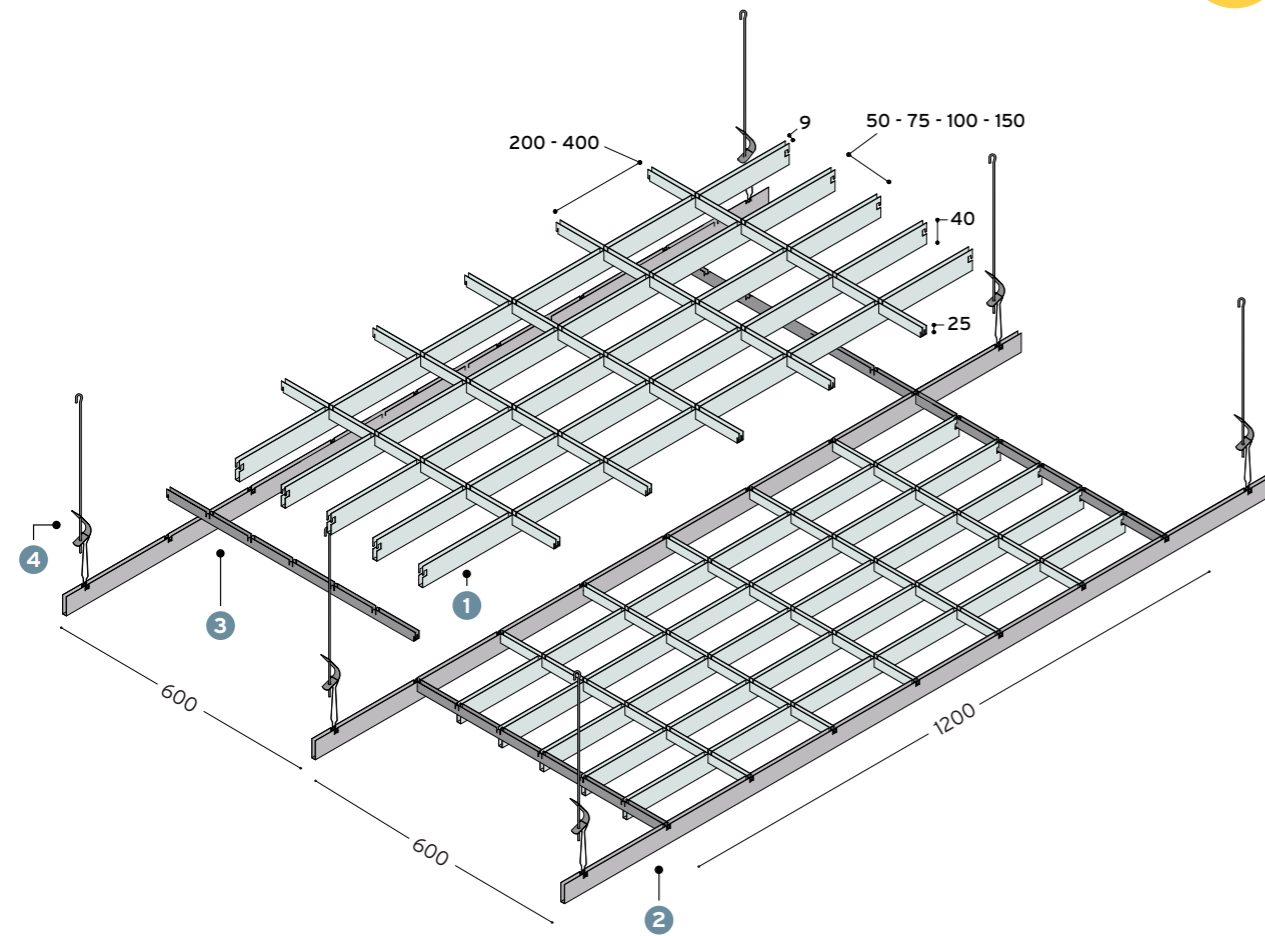


PANEL PANNELLO 600 x 600 mm	BASE 15 · H 38 mm code codice mesh maglia	code codice mesh maglia

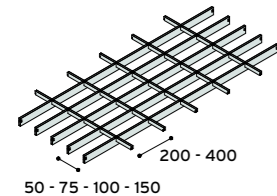


1	2	3	4	5
grille panel pannello grigliato 600x600 mm	PA 3700 main runner profilo portante 15x38x3700 mm 0.23 pcs/mq	IA 1200 cross tee profilo intermedio 15x38x1200 mm 1.40 pcs/mq	IA 0600 cross tee profilo intermedio 15x38x600 mm 1.40 pcs/mq	GM2415 hanger bracket attacco di sospensione
OS 902 T closing top for grille with hole for spotlight top di chiusura per grigliato con foro per faretto 190x190x35/40/45 mm	OS 901 T closing top for multi-modular grille top di chiusura per grigliato multimodulare 190x190x35/40/45 mm			

base 9 h 40 OS5 OPEN CELL SYSTEM



PANEL PANNELLO



pre-painted aluminium
alluminio preverniciato
thk sp. 0.4 - 0.5

BASE 9 · H 40 mm

code codice mesh maglia

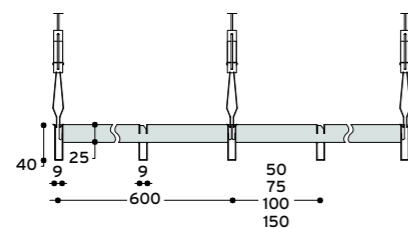
OS0712	50x200x40 mm
OS0713	50x400x40 mm
OS0714	75x200x40 mm
OS0715	75x400x40 mm

code codice mesh maglia

OS0716	100x200x40 mm
OS0717	100x400x40 mm
OS0718	150x200x40 mm
OS0719	150x400x40 mm

GRID SYSTEM STRUTTURA

• OS5 system

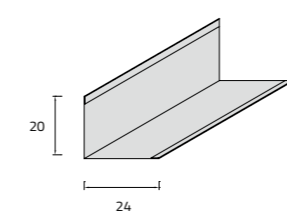


1	2	3	4
grille panel pannello grigliato	OS P1800 main runner profilo portante 9x40x1800 mm 0.92 ml/mq	OS I600 cross tee profilo intermedio 9x25x600 mm 0.84 ml/mq	CML 00004 hanger bracket attacco di sospensione 1.00 pcs/mq

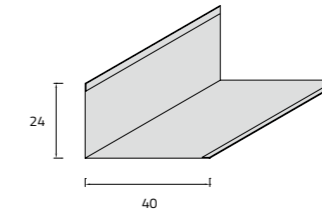
OS 802G BASE 9 joint for grill
giunto per grigliato
0.92 pcs/mq

OPEN CELL GRIGLIATI PERIMETRAL MOLDING CORNICI PERIMETRALI

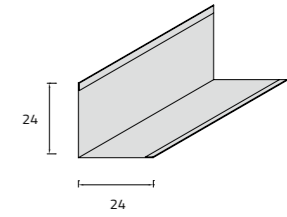
standard width larghezza standard 3000 mm



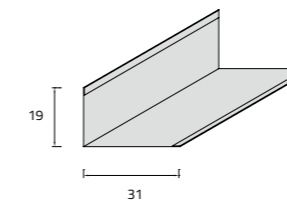
20 X 24
CP10 aluminum • alluminio 0.5/0.6 mm
A3000 steel • acciaio 0.5/0.6 mm



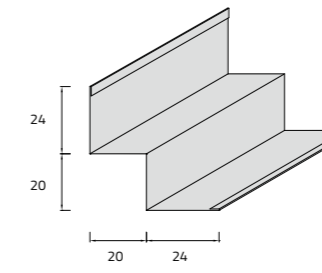
24 X 40
CP20 aluminum • alluminio 0.5/0.6 mm
A3002 steel • acciaio 0.5/0.6 mm



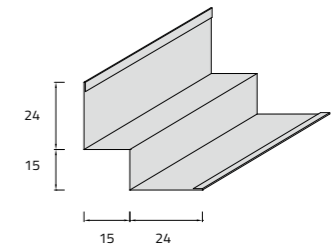
24 X 24
CP11 aluminum • alluminio 0.5/0.6 mm
A3001 steel • acciaio 0.5/0.6 mm



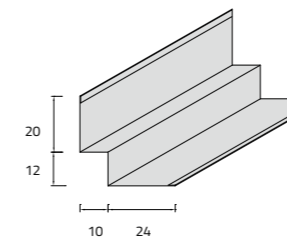
19 X 31
CP30 aluminum • alluminio 0.5/0.6 mm
A3003 steel • acciaio 0.5/0.6 mm



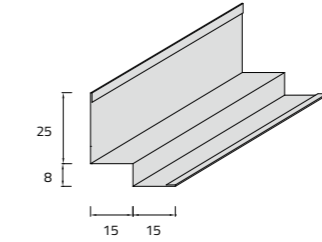
24 X 20 X 20 X 24
CW2020 aluminum • alluminio 0.5/0.6 mm
W3003 steel • acciaio 0.5/0.6 mm



24 X 15 X 15 X 24
CW1515 aluminum • alluminio 0.5/0.6 mm
W3004 steel • acciaio 0.5/0.6 mm




20 X 12 X 12 X 24
CW1210 aluminum • alluminio 0.5/0.6 mm
W3000 steel • acciaio 0.5/0.6 mm



25 X 8 X 15 X 15
CW0815 aluminum • alluminio 0.5/0.6 mm
W3002 steel • acciaio 0.5/0.6 mm

FINISHES FINITURE

ALUMINIUM



white
bianco



RAL 9006
silver



RAL 7024
dark grey · grigio



RAL 9005
black · nero

ON REQUEST

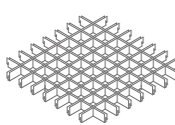
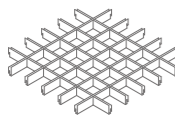


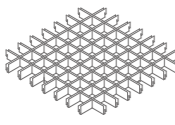



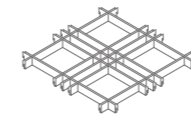
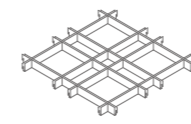

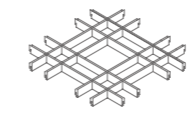

ALL RAL COLOURS

The range of colours shown on this page is purely indicative, and we recommend that you request the samples. For other colours, please ask about the availability in stock. For further details, refer to the bundle of RAL colours and CBI's exclusive colours bundle, or contact the technical department at CBI Europe.

La cartella colori riportata in questa pagina s'intende puramente indicativa, e si raccomanda la richiesta di campionatura. Per altri colori chiedere la disponibilità in magazzino. Per qualsiasi dettaglio, fare riferimento alla mazzetta colori RAL e la mazzetta colori esclusivi CBI, o contattare l'ufficio tecnico CBI Europe.

MODULARITY
MODULARITÀ

panel 60x60 cm pannello	code codice	grid maglia	structure struttura	thickness spessore	pcs/mq incidenza	elements for panel elementi per pannello		ml/mq incidenza
						male maschio	female femmina	
 BASE 6/H 35 mm	OS 0501	30 x 30 mm	OS1	pre-painted aluminium alluminio preverniciato 0,4/0,5 mm	2.78	19	19	66.66
	OS 0502	37,5 x 37,5 mm				15	15	53.33
	OS 0503	50 x 50 mm				11	11	40.00
	OS 0504	60 x 60 mm				9	9	33.33
	OS 0505	75 x 75 mm				7	7	26.66
	OS 0506	86 x 86 mm	OS2	0,5 mm		6	6	23.24
	OS 0507	100 x 100 mm				5	5	20.00
	OS 0508	120 x 120 mm				4	4	16.68
	OS 0509	150 x 150 mm				3	3	13.34
	OS 0510	200 x 200 mm				2	2	10
OS 0511	300 x 300 mm	1	1	6.67				
 BASE 9/H 40 mm	OS 0701	30 x 30 mm	OS1	pre-painted aluminium alluminio preverniciato 0,4/0,5 mm	2.78	19	19	66.66
	OS 0702	37,5 x 37,5 mm				15	15	53.33
	OS 0703	50 x 50 mm				11	11	40.00
	OS 0704	60 x 60 mm				9	9	33.33
	OS 0705	75 x 75 mm				7	7	26.66
	OS 0706	86 x 86 mm	OS2	0,5 mm		6	6	23.24
	OS 0707	100 x 100 mm				5	5	20.00
	OS 0708	120 x 120 mm				4	4	16.68
	OS 0709	150 x 150 mm				3	3	13.33
	OS 0710	200 x 200 mm				2	2	10
OS 0711	300 x 300 mm	1	1	6.67				
 BASE 9/H 45 mm	OS 0601	30 x 30 mm	OS1	pre-painted aluminium alluminio preverniciato 0,4/0,5 mm	2.78	19	19	66.66
	OS 0602	37,5 x 37,5 mm				15	15	53.33
	OS 0603	50 x 50 mm				11	11	40.00
	OS 0604	60 x 60 mm				9	9	33.33
	OS 0605	75 x 75 mm				7	7	26.66
	OS 0606	86 x 86 mm	OS2	0,5 mm		6	6	23.24
	OS 0607	100 x 100 mm				5	5	20.00
	OS 0608	120 x 120 mm				4	4	16.68
	OS 0609	150 x 150 mm				3	3	13.33
	OS 0610	200 x 200 mm				2	2	10
OS 0611	300 x 300 mm	1	1	6.67				
 BASE 15/H 38 mm incidenza listel incidenza listello 6.67 ml/mq	OS 1503	50 x 50 mm	OS4	pre-painted aluminium alluminio preverniciato 0,4/0,5 mm	2.78	11	11	36.67
	OS 1504	60 x 60 mm				9	9	30.00
	OS 1505	75 x 75 mm				7	7	23.33
	OS 1506	86 x 86 mm				6	6	20.00
	OS 1507	100 x 100 mm				5	5	16.68
	OS 1508	120 x 120 mm	4	4	13.33			
	OS 1509	150 x 150 mm	3	3	10.00			
	OS 1510	200 x 200 mm	2	2	6.67			
	OS 1511	300 x 300 mm	1	1	3.33			
	 BASE 20/H 60 mm	OS 2606 M	86 x 86 mm	OS3	pre-painted aluminium alluminio preverniciato 0,5 mm	2.78	6	6
OS 2607 M		100 x 100 mm	5				5	20.00
OS 2608 M		120 x 120 mm	4				4	16.68
OS 2609 M		150 x 150 mm	3				3	13.33
OS 2610 M		200 x 200 mm	2				2	10
OS 2611 M	300 x 300 mm	1	1	6.67				
 BASE 20/H 80 mm	OS 2806 M	86 x 86 mm	OS3	pre-painted aluminium alluminio preverniciato 0,5 mm	2.78	6	6	23.24
	OS 2807 M	100 x 100 mm				5	5	20.00
	OS 2808 M	120 x 120 mm				4	4	16.68
	OS 2809 M	150 x 150 mm				3	3	13.33
	OS 2810 M	200 x 200 mm				2	2	10
OS 2811 M	300 x 300 mm	1	1	6.67				

multi-modular grille grigliato multimodulare	code codice	grid maglia	structure struttura	thickness spessore	pcs/mq incidenza	elements for panel elementi per pannello		ml/mq incidenza
						male maschio	female femmina	
 BASE 9/H 40 mm	OS 621	50/200/ 50/50/ 200/50	OS1	pre-painted aluminium alluminio preverniciato 0,5 mm	2.78	5	5	20.00 structure included struttura compresa
 BASE 9/H 40 mm	OS 622	50/200/100 /200/50	OS1	pre-painted aluminium alluminio preverniciato 0,5 mm	2.78	4	4	16.68 structure included struttura compresa
 BASE 9/H 40 mm	OS 623	100/50/ 50/200/ 50/50/100	OS1	pre-painted aluminium alluminio preverniciato 0,5 mm	2.78	6	6	23.24 structure included struttura compresa
 BASE 9/H 40 mm	OS 624	100/100/ 200/100/100	OS1	pre-painted aluminium alluminio preverniciato 0,5 mm	2.78	4	4	16.68 structure included struttura compresa
 BASE 9/H 40 mm	OS 0712 OS 0713 OS 0714 OS 0715 OS 0716 OS 0717 OS 0718 OS 0719	50x200 mm 50x400 mm 75x200 mm 75x400 mm 100x200 mm 100x400 mm 150x200 mm 150x400 mm	OS5	pre-painted aluminium alluminio preverniciato 0,4/0,5 mm	1.39	11 11 7 7 5 5 3 3	5 2 5 2 5 2 5 2	25 22.50 18.33 15.83 15 12.5 11.66 9.16

TECHNICAL SPECIFICATIONS CARATTERISTICHE TECNICHE

PAINTWORK

CBI EUROPE suspended ceilings in pre-painted aluminium and hot-galvanised and pre-painted FePO2 steel are coil-coated with primer and polyester paint to a thickness of 25 microns. CBI EUROPE suspended ceilings in electro-galvanised and post-painted FePO2 steel are electrostatically coated with resin based, thermosetting, polyester powder paints to a thickness of 60 microns.

LIGHT REFLECTANCE

All CBI EUROPE metal suspended ceilings finished in white and unperforated > 85% have a standard gloss level of 20.

FIRE REACTION

All CBI EUROPE aluminium and steel suspended ceilings, including versions incorporating sound-absorbing non-woven fabric, are non-flammable according to the Italian Ministerial Decree of the 15th march 2005, and therefore conform to Euroclass A1 fire reaction requirements.

HUMIDITY RESISTANCE

CBI EUROPE metal suspended ceilings maintain their dimensional stability even under extreme ambient conditions, and can therefore be installed in environments characterised by high levels of relative humidity and large variations in temperature. For outdoor installations, please contact CBI Europe's Technical Department.

HYGIENE

All CBI EUROPE metal suspended ceilings are easy to wash and sterilise. On request, they can also be supplied in a special fungicidal and bactericidal paint finish. We recommend hermetically sealed, Down Clip 200 System Metal Ceilings for use in operating theatres and pharmaceutical industries. All other types of metal suspended ceilings are ideal for use in kitchens, canteens and food processing industries. They also provide valuable protection against dust in industries producing delicate electronic circuits.

BUILDING SYSTEM ACCESSORIES

All CBI EUROPE metal suspended ceilings can be fitted with accessories such as lighting units, ventilation vents, smoke detectors, sprinklers and suspended signage.

VERNICIATURA

Tutti i controsoffitti metallici CBI EUROPE in alluminio preverniciato e in acciaio FePO2 zincato a caldo preverniciato sono realizzati mediante processo coil coating con primer e vernice poliesteri, spessore 25 micron; i controsoffitti in acciaio FePO2 elettrozincato post-verniciato sono realizzati con vernici a polvere termoidurente a base di resine poliesteri applicate mediante processo elettrostatico, spessore 60 micron.

RIFLESSIONE DELLA LUCE

Tutti i controsoffitti metallici CBI EUROPE non forati di colore bianco > 85% hanno lucentezza standard 20 gloss.

COMPORTEMENTO AL FUOCO

Prodotti in alluminio ed acciaio, tutti i controsoffitti metallici CBI EUROPE anche con applicazione di tessuto non tessuto fonoassorbente, rispondono per definizione alla classe di reazione al fuoco Euroclass A1, risultando di fatto incombustibili (D.M. del 15 Marzo 2005).

RESISTENZA ALL'UMIDITÀ

I controsoffitti metallici CBI EUROPE mantengono stabilità dimensionale anche in situazioni ambientali estreme, e possono essere installati in ambienti con elevati tassi d'umidità relativa e notevoli sbalzi termici. Per l'impiego in esterni si consiglia di contattare l'ufficio tecnico CBI Europe.

IGIENE

Tutti i controsoffitti metallici CBI EUROPE sono facilmente lavabili e sterilizzabili. Su richiesta è disponibile una particolare verniciatura che svolge una funzione fungicida e batteriostatica. In sale operatorie ed industrie farmaceutiche si consiglia l'impiego di Metal Ceilings - Sistema Down Clip 200 nella versione con guarnizioni a tenuta ermetica. Tutti gli altri tipi di controsoffitti metallici sono perfetti per cucine, mense ed industrie alimentari. Nei laboratori d'elettronica offrono un'efficace protezione dalla polvere, per preservare la produzione dei circuiti elettronici più delicati.

ELEMENTI DI SERVIZIO

Tutti i controsoffitti metallici CBI EUROPE consentono d'inserire elementi quali corpi illuminanti, bocchette d'aerazione, rilevatori di fumo, sprinklers e segnaletica ambientale sospesa.

auditoriums
theatres
airports
conference rooms
offices
museums
shopping malls
public spaces

**Wood ceilings & coverings:
technology, inspectability,
and freedom of design.**

WOOD is an integrated system of wood suspended ceilings and wall claddings, dedicated to all those who demand a functional but welcoming environment in which to work. WOOD acoustical wall and ceiling systems combine refined elegance with excellent technical and acoustic performance. The WOOD system includes four product families and offers the perfect solution for the complex needs of contemporary architecture and interior design.

WHERE auditoriums, theatres, airports, conference rooms, offices, public spaces and all environments that require effective noise control and elegant interior design.

HOW sound absorbent and fire resistant modular elements with a high technology content, available in a vast range of colours and wood essences.

WHY versatile, safe, acoustically perfect, easy to install and inspect.

**Controsoffitti
e rivestimenti in legno:
design, sicurezza.
fonoassorbenza.**

WOOD è il sistema integrato di controsoffitti e rivestimenti in legno dedicato a chi ama un ambiente di lavoro funzionale ed accogliente, con elevate prestazioni estetiche, tecniche ed acustiche. Articolato in quattro tipologie di prodotto, WOOD è la giusta risposta alle molteplici esigenze architettoniche e progettuali contemporanee.

DOVE auditorium, teatri, aeroporti, conference room, uffici, spazi collettivi e tutti gli ambienti che richiedono elevato controllo del livello di rumore ed interior design ricercato.

COME con elementi modulari fonoassorbenti ed ignifughi ad elevato contenuto tecnologico, in una gamma infinita di cromie e finiture legno.

PERCHÉ versatile, sicuro, acusticamente perfetto, facile da installare ed ispezionabile.

CBI Europe
Wood systems:
safety,
effective
noise control
and elegant
interior
design.



sound absorption

The person at the centre

La persona al centro

Modern, welcoming workplaces, free from noise pollution, where the warmth of natural wood is complemented by stylish, clean lines. Sherwood plain and perforated panels set new standards in style for public offices and community spaces. Perfect acoustics and elegant design create reverberation-free meeting places offering the ultimate acoustic comfort. Without compromising on the elegance and warmth of a wood finish. For a better quality of life and work. The visible perforations and slots form intersections, with nonwoven fabric backing, which provide different and high levels of sound absorption depending on the needs of each environment. They are particularly suitable for auditoriums, theatres, airports, convention centres, conference halls, prestigious offices, hotels, restaurants, and in any environment where sophisticated elegance is combined with a better acoustic performance.

CBI Europe hi-tech solutions for high quality working and living environments, where acoustic comfort generates well-being and high performance.

CBI Europe progetta soluzioni hi-tech per la qualità degli ambienti di lavoro, dove il comfort acustico migliora benessere e performance.

Luoghi di lavoro liberi dall'inquinamento acustico, moderni ed accoglienti, dove il calore del legno s'accosta alla pulizia delle finiture. Pannelli pieni e forati stabiliscono nuovi canoni estetici, negli uffici e negli spazi destinati alle collettività.

Acustica perfetta e design eccellente creano luoghi d'incontro privi di riverberi, dotati di tutti i comfort acustici, senza rinunciare allo stile ed al calore delle finiture in legno: per una miglior qualità del lavoro e della vita.

Le forature e asolature a vista che formano intersezioni con le forature retrostanti garantiscono differenti ed elevati livelli di assorbimento acustico in funzione delle esigenze di ogni ambiente; sono particolarmente adatti ad essere installati in auditorium, teatri, aeroporti, centri congressi e sale conferenza, uffici prestigiosi, hotel, ristoranti e in tutti quegli ambienti dove un interior design esteticamente ricercato si deve combinare ad un elevato controllo acustico.



SHERWOOD · wood concealed 200 system CWI 100% removable with special suspension system CBI Europe
 Larnaka Airport · Cyprus



SHERWOOD REAL VENEER · ROVERE ASIAGO · PERF. F02
Office Biovet · Peshtera, Bulgaria

High quality environments, where acoustic comfort generates well-being and high performance.

WOOD SYSTEMS



Sherwood



Acoustik Plus



Sound Wood



Lamella



Special Panels



SHERWOOD REAL VENEER
Office Biovet · Peshtera, Bulgaria

WOOD CEILINGS & COVERINGS **SHERWOOD**

Welcome, warmth, design *Accoglienza, calore, design*

Sherwood is CBI Europe's basic line, fire resistant MDF panels and strips, thickness 14 mm.

Versions available:

Sherwood Real Veneer: panels with a natural wood finish

Sherwood Melamine: panels with a melamine finish

Sherwood panels and strips come in plain, perforated and slotted versions, with nonwoven fabric backing.

Sound absorption properties vary according to the type of perforation. Sherwood panels can be installed in suspended ceilings and wall claddings using a variety of mounting systems. Suspended ceilings can use open or closed grids.

Sherwood è la linea basic di CBI Europe composta da pannelli e doghe in MDF ignifugo, spessore 14 mm.

Disponibile in versione:

***Sherwood Real Veneer:** pannelli con finitura legno naturale*

***Sherwood Melamine:** pannelli con finitura melaminico*

Pannelli e doghe sono realizzati nelle versioni liscia, forata o asolata, con tessuto non tessuto fonoassorbente applicato sul retro, e differenti proprietà fonoassorbenti a seconda della foratura. Possono essere installati a soffitto o a parete, seguendo diversi schemi di montaggio. I controsoffitti sono montati con orditura a vista oppure nascosta.



FIRE RESISTANCE
RESISTENZA
AL FUOCO



POINTS LEED CERTIFICATION
PUNTEGGIO LEED



ACOUSTIC ABSORPTION
FONOASSORBENZA



INSPECTABLE
ISPEZIONABILE



ANTI-SEISMIC
ANTI SISMICO



QUICK INSTALLATION
INSTALLAZIONE RAPIDA



FSC WOOD CERTIFIED
LEGNO CERTIFICATO FSC




**EXTENDED
WORKING LIFE**
DURABILITÀ





SHERWOOD REAL VENEER
Officine Garibaldi - Pisa, Italy




**CUSTOM PROJECTS
PROGETTI SU MISURA**

High soundproofing performance, aesthetics cured in every detail with the choice of CBI Europe's materials and finishes. The retractable staircase is covered with CBI Europe's materials.

Elevate prestazioni di fonoassorbimento, estetica curata in ogni dettaglio con la scelta di materiali e finiture CBI Europe. La scala retrattile è rivestita con i materiali CBI Europe.

**SHERWOOD REAL VENEER · ATHENS · 200 SYSTEM CWI
100% REMOVABLE
Officine Garibaldi · Pisa, Italy**



SHERWOOD PANELS > MAPLE
ceilings: 400 system · coverings: 501 system
Nuovo Auditorium · Camposanpiero, Padova, Italy





**Acoustik Plus,
the elegance of real wood
with a Hi-Tech heart.
Perfect acoustics
and certified safety.**



**FIRE RESISTANCE
RESISTENZA AL FUOCO**

The plaster fibreboard core offers A1 class fire resistance according to the latest Italian standards, while the wood face veneer and backing are treated with special fire resistant paints that are guaranteed by their manufacturers. The result is sheer excellence.

L'anima in gesso/fibre di legno è in classe A1 - DM 10/04/2005; il rivestimento in legno, sia a vista che sul retro, è trattato con vernici intumescenti garantite dai produttori. Per un risultato finale di pura eccellenza.

ACOUSTIK PLUS · MAPLE · 500 COVERING SYSTEM
Comune di Livorno, Italy

WOOD CEILINGS & COVERINGS
ACOUSTIK PLUS

Acoustic performance & fire resistance
Performance acustica e resistenza al fuoco

Acoustik Plus is CBI Europe's Hi-tech revolution line that guarantees:

- Fire resistance
- Dimensional stability
- Resistance to humidity
- Excellent acoustic performance

Panels consist of high density plaster fibreboard 1250 kg/m³ (class A1) thickness 14 mm., natural wood veneer essences, and the edges are of genuine solid wood. The wood covering and backing are both treated with special fire resistant coatings, which are guaranteed by their manufacturers, thus giving the panels the result of sheer excellence.

Acoustik Plus è la linea Hi-tech revolution di CBI Europe che garantisce:

- Resistenza al fuoco
- Stabilità dimensionale
- Resistenza all'umidità
- Performance acustiche eccellenti

Composta da elementi in gesso/fibre di legno, ad altissima densità 1250 kg/m³ (classe A1) spessore 14 mm, impiallacciati con essenze di legno naturale e bordati con massello di vero legno. Il rivestimento, a vista e sul retro, è trattato con vernici intumescenti garantite dai produttori. Per un risultato finale di pura eccellenza.



FIRE RESISTANCE
RESISTENZA
AL FUOCO



POINTS LEED CERTIFICATION
PUNTEGGIO LEED



ACOUSTIC ABSORPTION
FONOASSORBENZA



INSPECTABLE
ISPEZIONABILE



EXTENDED
WORKING LIFE
DURABILITÀ



MOISTURE RESISTANCE
RESISTENZA ALL'UMIDITÀ



FSC WOOD CERTIFIED
LEGNO CERTIFICATO FSC



ANTI-SEISMIC
ANTI SISMICO



natural wood
legno naturale

plaster fibreboard panel
pannello gesso/fibre di legno

natural wood
legno naturale



high density plaster fibreboards
gesso/fibre di legno ad alta densità





ACOUSTIK PLUS · MAPLE · 500 COVERING SYSTEM



Panels can be installed in suspended ceilings and wall claddings using a variety of mounting systems.

I pannelli possono essere installati a controsoffitto oppure come rivestimento di pareti, seguendo diversi schemi di montaggio.



ACOUSTIC ABSORPTION
FONOASSORBENZA

Sound absorption properties vary from one type of panel and strip to another, depending on the characteristics of the perforations or slots. Special perforations can be produced to order.

Alle diverse tipologie di pannello ed in funzione della foratura, corrispondono differenti proprietà d'assorbimento acustico. Eventuali perforazioni speciali possono essere fornite su richiesta.

ACOUSTIK PLUS · MAPLE · PERF. F08 W= 0,65
wood concealed 200 system CWI 100% removable
Elica conference room · Fabriano, Italy

α_w
0,85

Sound Wood, designed for environment which requires the use of high performance, stylish acoustical insulation materials.



SOUND WOOD MELAMINE · ASH TREE BAHIA
CW3016 WOOD COVERING SYSTEM CW1
Patriarchal Institution Of The Vatican · Venice, Italy

WOOD CEILINGS & COVERINGS **SOUND WOOD**

The acoustically perfect system *Il sistema acusticamente perfetto*

Harmony, warmth, perfect acoustics, that is what you get from Sound Wood Ceilings and Wall Panels.

With a series of sound-absorbing elements having open horizontal or vertical slots and through perforation, and a wide range of colours and finishes, this system guarantees excellent acoustic results.

It is ideal for auditoriums, theatres, airports, conference rooms, offices and all environments which need to be elegant and at the same time, be soundproofed.

Sound Wood is the perfect solution for the best designers who face the problems of acoustic correction.

Armonia, calore, acustica perfetta: questo è Sound Wood Ceilings & Wall Panels di CBI Europe.

Con una serie di elementi fonoassorbenti che presentano fessature orizzontali o verticali a vista e fori passanti, in una vasta gamma di colori ed elementi di finitura, questo sistema garantisce risultati acustici di eccellenza.

Ideale per auditorium, teatri, aeroporti, sale conferenza, uffici e per tutti gli ambienti che richiedono l'utilizzo di materiali acusticamente performanti ed esteticamente raffinati.

È la risposta concreta alle esigenze dei migliori progettisti che affrontano il problema della correzione acustica.



FIRE RESISTANCE
RESISTENZA
AL FUOCO



POINTS LEED CERTIFICATION
PUNTEGGIO LEED



ACOUSTIC ABSORPTION
FONOASSORBENZA



ANTI-SEISMIC
ANTI SISMICO



EXTENDED WORKING LIFE
DURABILITÀ




QUICK INSTALLATION
INSTALLAZIONE RAPIDA



FSC WOOD CERTIFIED
LEGNO CERTIFICATO FSC



INSPECTABLE
ISPEZIONABILE



SOUND WOOD
Integration with
any architecture.

Integrazione con qualsiasi
architettura.



SOUND WOOD MELAMINE · ASH TREE BAHIA
3232 WOOD COVERING SYSTEM CW1
Patriarchal Institution Of The Vatican · Venice, Italy



WOOD LAMELLA 301 SYSTEM
Coop - Terni, Italy

WOOD CEILINGS & COVERINGS LAMELLA SYSTEM

Precise, modular design *Design preciso e modulare*

Varying slat size, gaps between slats, and the insulation and cavity depth to the rear of the panel control the sound absorption produced.

Our unique suspension system makes mounting and demounting easy, is durable and reliable, and is aesthetically very discrete.

- Modern aesthetics for environments with a welcoming and natural atmosphere.
- Exclusive in-line assembly structure: simple, quick to install, with customizable gap on request.
- Seismic safety.

Le dimensioni variabili delle lamelle, gli spazi tra le lamelle e l'isolamento e la profondità della cavità sul retro del pannello controllano l'assorbimento acustico prodotto.

Il nostro esclusivo sistema di sospensione facilita il montaggio e lo smontaggio, è durevole e affidabile ed esteticamente molto discreto.

- *Estetica moderna per ambienti dall'atmosfera accogliente e naturale.*
- *Struttura esclusiva di montaggio in linea: semplice, veloce da installare.*
- *Sicurezza antisismica.*



EUROCLASS
B s2 d0



POINTS LEED CERTIFICATION
PUNTEGGIO LEED



FSC WOOD CERTIFIED
LEGNO CERTIFICATO FSC



ANTI-SEISMIC
ANTI SISMICO



INSPECTABLE
ISPEZIONABILE



QUICK INSTALLATION
INSTALLAZIONE RAPIDA




ACOUSTIC ABSORPTION
FONOASSORBENZA



EXTENDED
WORKING LIFE
DURABILITÀ






WOOD LAMELLA 301 SYSTEM
Conad hypermarket · Ancona, Italy





WOOD LAMELLA 302 SYSTEM
Varna Airport · Bulgaria



solid wood *legno naturale*

SOLID WOOD LAMELLA SYSTEM

Modern and natural atmosphere

Atmosfere moderne e naturali

Solid wood, with a thickness of 20/32/40 mm, with specific structure produced by CBI Europe.

Solid Wood Lamella 302 System: ceilings.

Solid Wood Lamella 303 System: wall coverings.

The positioning of the wooden slats takes place with a black metal profile, which is equipped with a special metallic tongue. This metal tab makes the system completely inspectable and resistant in the event of earthquakes. The systems guarantee rapid installation, speeding up the installation phases and respecting all the requirements of planarity and orthogonality.

- Modern aesthetics for environments with a welcoming and natural atmosphere.
- Exclusive in-line assembly structure: simple, quick to install, with customizable gap on request.
- Seismic safety.

Lamella in solid wood, spessore 20/32/40 mm, con specifica struttura di sostegno prodotta da CBI Europe.

Versioni disponibili:

Solid Wood Lamella 302 System: *controsoffitto.*

Solid Wood Lamella 303 System: *rivestimento a parete.*

Le lamelle vengono posizionate su di un profilo metallico nero, tramite una speciale linguetta metallica che rende il sistema completamente ispezionabile e resistente in caso di terremoti. Il sistema consente una rapida installazione, velocizzando le fasi di posa e rispettando tutti i requisiti di planarità ed ortogonalità.

- *Estetica moderna per ambienti dall'atmosfera accogliente e naturale.*
- *Struttura esclusiva di montaggio in linea: semplice, veloce da installare.*
- *Sicurezza antisismica.*



ANTI-SEISMIC
ANTI SISMICO



POINTS LEED CERTIFICATION
PUNTEGGIO LEED



FSC WOOD CERTIFIED
LEGNO CERTIFICATO FSC



INSPECTIONABLE
ISPEZIONABILE



FIRE RESISTANCE
RESISTENZA
AL FUOCO




QUICK INSTALLATION
INSTALLAZIONE RAPIDA



ACOUSTIC ABSORPTION
FONOASSORBENZA



EXTENDED
WORKING LIFE
DURABILITÀ



SOLID WOOD LAMELLA 302 SYSTEM

SPECIAL PANELS

WALL SOUND ABSORPTION

Noise control in any space

Controllo del rumore in ogni ambiente

To integrate the sound absorption of the walls and improve comfort in any environment - from the office to the areas dedicated to public use - CBI Europe has designed a wall absorption system, which can be easily installed on any type of surface. Available for both custom and standard measurements 60x120 mm / 30x120 mm, this system ensures high performance of sound absorption and adapts to any kind of design and style.

Per integrare la fonoassorbente delle pareti e migliorare il comfort in ogni tipo di ambiente - dall'ufficio ai locali di uso pubblico - CBI Europe ha progettato un sistema di assorbitori da parete facilmente installabili su ogni tipo di superficie. Realizzati sia su misura che nel formato standard 60x120 mm o 30x120 mm, garantiscono prestazioni di alta efficienza nell'assorbimento acustico integrandosi perfettamente in ogni tipologia di arredo.

30x120 mm

60x120 mm

on request a richiesta



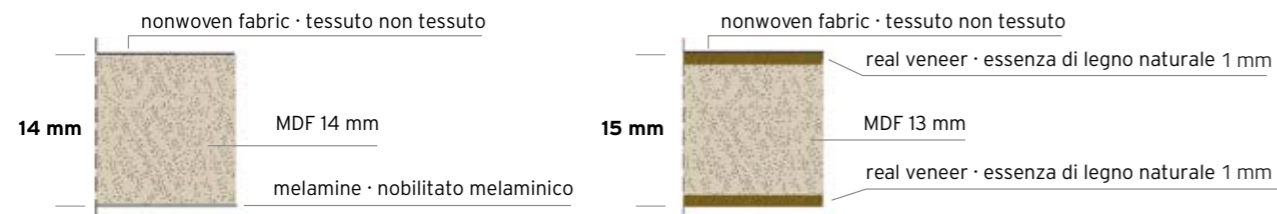
WALL SOUND ABSORPTION
SOUND WOOD PANEL · WHITE · CW3216 · w=0,50 · CW3232 · $\alpha_w=0,30$



WALL SOUND ABSORPTION
SOUND WOOD PANEL · WHITE · CW1516 · $\alpha_w=0,75$
> SOUND WOOD PANEL · WHITE · CW1632 · $\alpha_w=0,75$

TYPE OF PANELS TIPOLOGIA DI PANNELLI

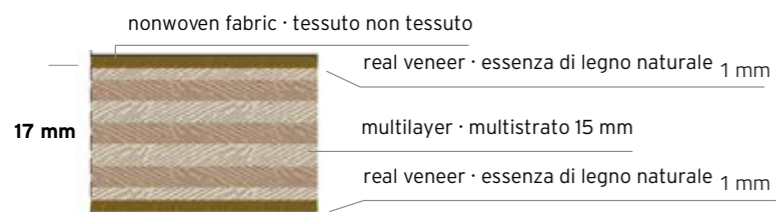
SHERWOOD · MDF HIGH DENSITY *MDF ALTA DENSITÀ*



MDF HIGH DENSITY · *MDF ALTA DENSITÀ*

Internal bond · <i>Resistenza allo strappo</i>	EN 319	0,65 / 1,1 N/mm ²
C.R.F.	EN 310	22 / 35,1 N/mm ²
M.O.E.	EN 310	2500 3180 N/mm ²
Thickness swelling 24H (max) · <i>Rigonfiamento 24H (max)</i>	EN 317	15,0 / 12,3 %
Surface soundness · <i>Strappo superficiale</i>	EN 311	1,2 / 1,8 N/mm ²
MDF Density · <i>Densità</i>	EN 323	780 Kg/m ³ +/- 5%
Thickness Tolerance · <i>Tolleranza di spessore</i>	EN 324-1	+/- 0,2 mm
Length and width tolerance · <i>Tolleranza lunghezza e larghezza</i>	EN 324-1	+/- 0,3 mm
Squareness · <i>Squadro</i>	EN 324-2	+/- 0,3 mm
Moisture content · <i>Umidità</i>	EN 322	4% - 11%
Grit content · <i>Contenuto in silice</i>	ISO 3340	< 0,05%
Formaldehyde · <i>Formaldeide</i>	EN 120	< 9 mg / 100 g
Fire reaction class · <i>Classe di reazione al fuoco</i>		B s₂ d₀

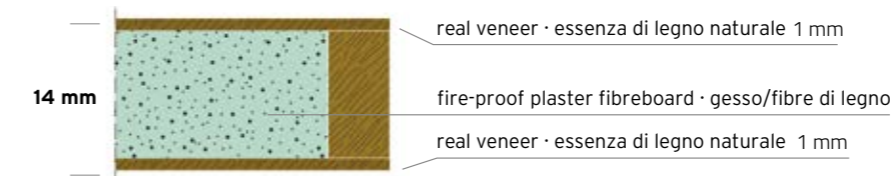
SHERWOOD · MULTILAYERS *MULTISTRATO*



MULTILAYERS · *MULTISTRATO*

Thickness · <i>Spessore</i>	EN 315	15 mm
Layers · <i>Strati</i>	EN 315	n° 7
Mass · <i>Massa volumica</i>	EN 323	Kg/m ³ 410 +/- 10%
Resistance to bending · <i>Resistenza alla flessione</i>		
Longitudinal · <i>Longitudinale</i>	EN 310	25 N/mm ²
Transversal · <i>Trasversale</i>	EN 310	25 N/mm ²
Thermal conductivity · <i>Conduttività termica</i>	EN 10456	W/m K 0,12
Moisture content · <i>Umidità</i>	EN 322	% 8 - 12
Formaldehyde · <i>Formaldeide</i>		E1
Fire reaction class · <i>Classe di reazione al fuoco</i>		
Standard	ISO 13986	Dfl s1
On demand · <i>A richiesta</i>	EN 13501-1	B s ₂ d ₀


ACOUSTIK PLUS · FIRE-PROOF PLASTER FIBREBOARD *GESSO/FIBRE DI LEGNO*



FIRE-PROOF PLASTER FIBREBOARD · *GESSO/FIBRE DI LEGNO*

Internal bond · <i>Resistenza allo strappo</i>	EN 319	0,35 / 1,1 N/mm ²
C.R.F.	EN 310	9 N/mm ²
M.O.E.	EN 310	4000 N/mm ²
Thickness swelling 24H (max) · <i>Rigonfiamento 24H (max)</i>	EN 317	0,08 %
Surface soundness · <i>Strappo superficiale</i>	EN 311	18 N/mm ²
Thickness Tolerance · <i>Tolleranza di spessore</i>	EN 324-1	+/- 0,5 mm
Length and width tolerance · <i>Toll. lunghezza e larghezza</i>	EN 324-1	+/- 0,3 mm
Squareness · <i>Squadro</i>	EN 324-2	+/- 0,3 mm
Moisture content · <i>Umidità</i>	EN 322	2%
Grit content · <i>Contenuto in silice</i>	ISO 3340	0
Formaldehyde · <i>Formaldeide</i>	EN 120	0
Fire reaction class · <i>Classe di reazione al fuoco</i>		A2 s₁ d₀

SOUND WOOD · MDF HIGH DENSITY *MDF ALTA DENSITÀ*



MDF HIGH DENSITY · *MDF ALTA DENSITÀ*

Internal bond · <i>Resistenza allo strappo</i>	EN 319	0,65 / 1,1 N/mm ²
C.R.F.	EN 310	22 / 35,1 N/mm ²
M.O.E.	EN 310	2500 3180 N/mm ²
Thickness swelling 24H (max) · <i>Rigonfiamento 24H (max)</i>	EN 317	15,0 / 12,3 %
Surface soundness · <i>Strappo superficiale</i>	EN 311	1,2 / 1,8 N/mm ²
MDF Density · <i>Densità</i>	EN 323	780 Kg/m ³ +/- 5%
Thickness Tolerance · <i>Tolleranza di spessore</i>	EN 324-1	+/- 0,2 mm
Length and width tolerance · <i>Tolleranza lunghezza e larghezza</i>	EN 324-1	+/- 0,3 mm
Squareness · <i>Squadro</i>	EN 324-2	+/- 0,3 mm
Moisture content · <i>Umidità</i>	EN 322	4% - 11%
Grit content · <i>Contenuto in silice</i>	ISO 3340	< 0,05%
Formaldehyde · <i>Formaldeide</i>	EN 120	< 9 mg / 100 g
Fire reaction class · <i>Classe di reazione al fuoco</i>		B s₂ d₀

TYPE OF PANELS TIPOLOGIA DI PANNELLI

SOUND WOOD · MULTILAYERS *MULTISTRATO*



MULTILAYERS · *MULTISTRATO*

Thickness · <i>Spessore</i>	EN 315	15 mm
Layers · <i>Strati</i>	EN 315	n° 7
Mass · <i>Massa volumica</i>	EN 323	Kg/m ³ 410 +/- 10%
Resistance to bending · <i>Resistenza alla flessione</i>		
Longitudinal · <i>Longitudinale</i>	EN 310	25 N/mm ²
Transversal · <i>Trasversale</i>	EN 310	25 N/mm ²
Thermal conductivity · <i>Conduttività termica</i>	EN 10456	W/m K 0,12
Moisture content · <i>Umidità</i>	EN 322	% 8 - 12
Formaldehyde · <i>Formaldeide</i>		E1
Fire reaction class · <i>Classe di reazione al fuoco</i>		
Standard	ISO 13986	Dfl s1
On demand · <i>A richiesta</i>	EN 13501-1	B s2 d0

LAMELLA · MDF HIGH DENSITY *MDF ALTA DENSITÀ*





MDF HIGH DENSITY · *MDF ALTA DENSITÀ*

Internal bond · <i>Resistenza allo strappo</i>	EN 319	0,65 / 1,1 N/mm ²
C.R.F.	EN 310	22 / 35,1 N/mm ²
M.O.E.	EN 310	2500 3180 N/mm ²
Thickness swelling 24H (max) · <i>Rigonfiamento 24H (max)</i>	EN 317	15,0 / 12,3 %
Surface soundness · <i>Strappo superficiale</i>	EN 311	1,2 / 1,8 N/mm ²
MDF Density · <i>Densità</i>	EN 323	780 Kg/m ³ +/- 5%
Thickness Tolerance · <i>Tolleranza di spessore</i>	EN 324-1	+/- 0,2 mm
Length and width tolerance · <i>Tolleranza lunghezza e larghezza</i>	EN 324-1	+/- 0,3 mm
Squareness · <i>Squadro</i>	EN 324-2	+/- 0,3 mm
Moisture content · <i>Umidità</i>	EN 322	4% - 11%
Grit content · <i>Contenuto in silice</i>	ISO 3340	< 0,05%
Formaldehyde · <i>Formaldeide</i>	EN 120	< 9 mg / 100 g
Fire reaction class · <i>Classe di reazione al fuoco</i>		B s2 d0

FINISHES *FINITURE*


MELAMINE NOBILITATO MELAMINICO

> SHERWOOD · SOUND WOOD · LAMELLA

oak rock white · *rovere rock bianco*elm tafira · *olmo tafira*oak supreme · *rovere supremo*oak bruges · *rovere bruges*walnut athens · *noce athens*white · *bianco*

REAL VENEER *IMPIALLACCIATO LEGNO*


> SHERWOOD · ACOUSTIK PLUS · SOUND WOOD · LAMELLA

maple · *acero*

wengè

beech · *faggio*cherry · *ciliegio*

zebrano

ash tree · *frassino*walnut 1 · *noce 1*walnut 2 · *noce 2*mahogany · *mogano*oak · *rovere*

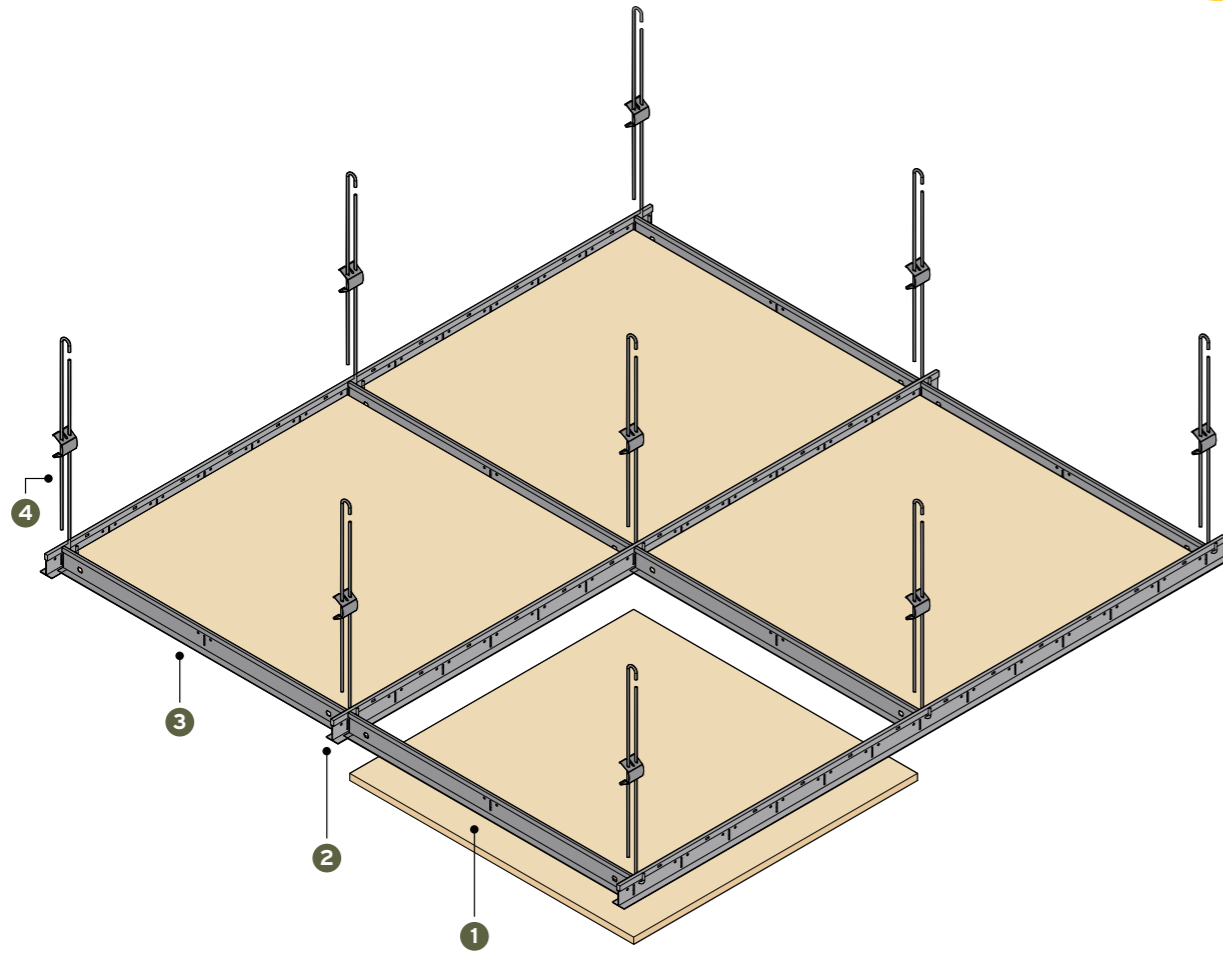
The colour card shown on this page is purely for information purposes; please request samples. Please contact CBI Europe's Technical Office for special colour requirements which will be supplied only for orders of at least 800 sq.m. Wood system accessories are finished in aluminium or wood.

Le cartelle colori riportate sono puramente indicative, e si raccomanda la richiesta di campionatura. Per colori non presenti in cartella e soltanto per forniture di colore pari o superiori a 800 m², contattare l'ufficio tecnico. Gli accessori del sistema Wood possono essere in finitura alluminio o legno.

WOOD EXPO 100 SYSTEM



WOOD CONCEALED 200 SYSTEM

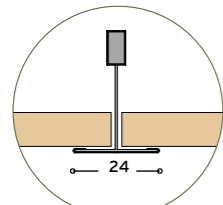


PANEL PANNELLO

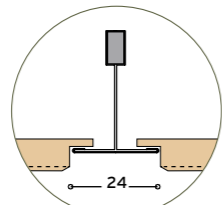
dimension	type
square quadrato	· SHERWOOD MELAMINE
rectangular rettangolare	· SHERWOOD REAL VENEER
	· ACOUSTIK PLUS
	· SOUND WOOD

GRID SYSTEM STRUTTURA

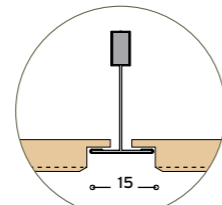
- CWT
- CWR
- CWN
- CWX



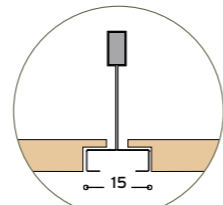
TRIM T24 > CWT



REVEAL T24 > CWR



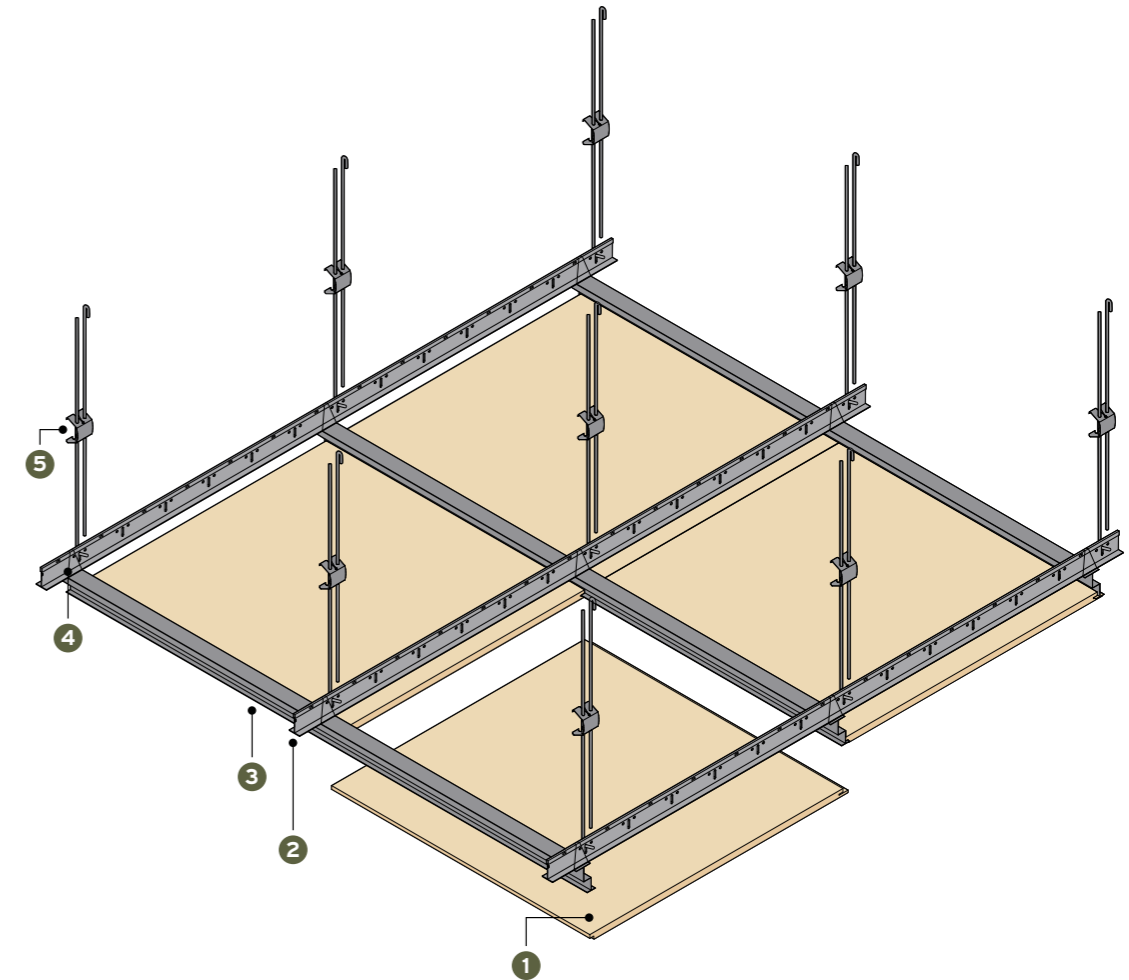
NARROW T15 > CWN



XLINE T15 > CWX

38

1	2	3	4
panel pannello 600x600 mm 600x1200 mm	main runner profilo portante CWT · CWR > PKH 3700 24x38x3700 mm CWN > PKA 3700 15x38x3700 mm CWX > BP 3600 15x42x3600 mm	cross tee profilo intermedio IKH 0600 24x38x600 mm IKHA 0600 24x38x600 mm BP 0600 15x42x600 mm	SOR suspension sospensione

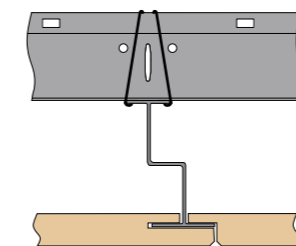


PANEL PANNELLO

dimension	type
square quadrato	· SHERWOOD MELAMINE
rectangular rettangolare	· SHERWOOD REAL VENEER
	· ACOUSTIK PLUS
	· SOUND WOOD

GRID SYSTEM STRUTTURA

- CWI



38

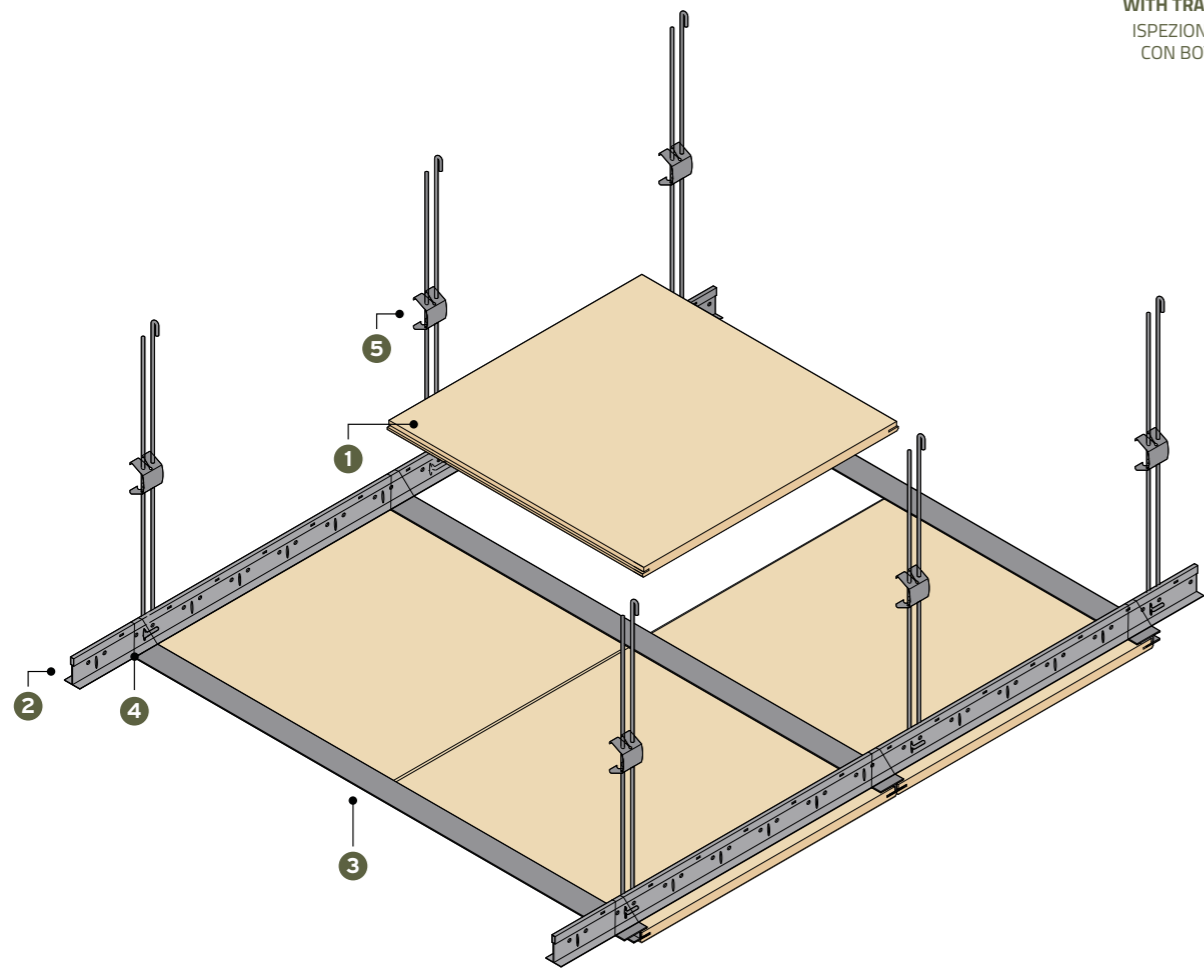
56

1	2	3	4	5
panel pannello 600x600 mm 600x1200 mm	P 3700 Z main runner profilo portante 24x38x3700 mm	Z 4000 W secondary profile profilo secondario 24x56x4000 mm	SP 38.1 cross connector raccordo ortogonale	SOR suspension sospensione

WOOD CONCEALED 200 SYSTEM **accessible**



INSPECTABLE
WITH TRAPDOOR
ISPEZIONABILE
CON BOTOLA

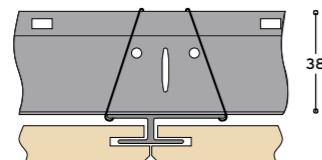


PANEL PANNELLO

dimension	type
square quadrato	• SHERWOOD MELAMINE
rectangular rettangolare	• SHERWOOD REAL VENEER
	• ACOUSTIK PLUS
	• SOUND WOOD

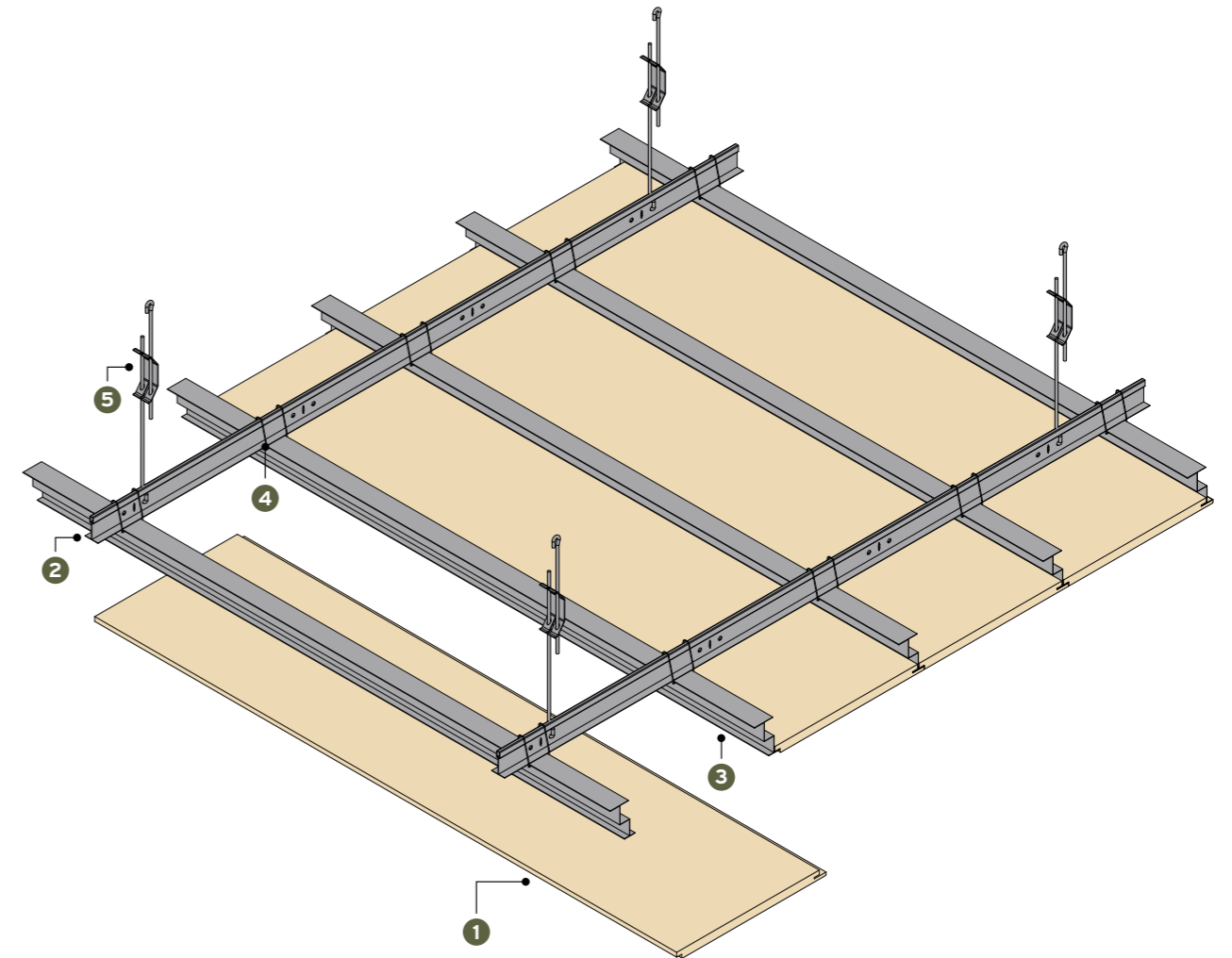
GRID SYSTEM STRUTTURA

• CWA



1	2	3	4	5
panel pannello 600x600 mm 600x1200 mm	P 3700 Z main runner profilo portante 24x38x3700 mm	PP 1001 secondary profile profilo secondario 36,5x12x4000 mm	SP 38.1 cross connector raccordo ortogonale	SOR suspension sospensione

WOOD CONCEALED 200 CWI SYSTEM

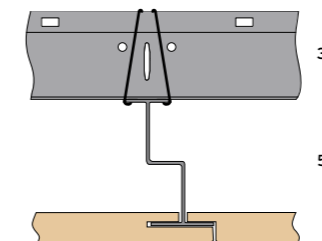


PANEL PANNELLO

dimension	type
square quadrato	• SHERWOOD MELAMINE
rectangular rettangolare	• SHERWOOD REAL VENEER
	• SOUND WOOD*

GRID SYSTEM STRUTTURA

• CWI

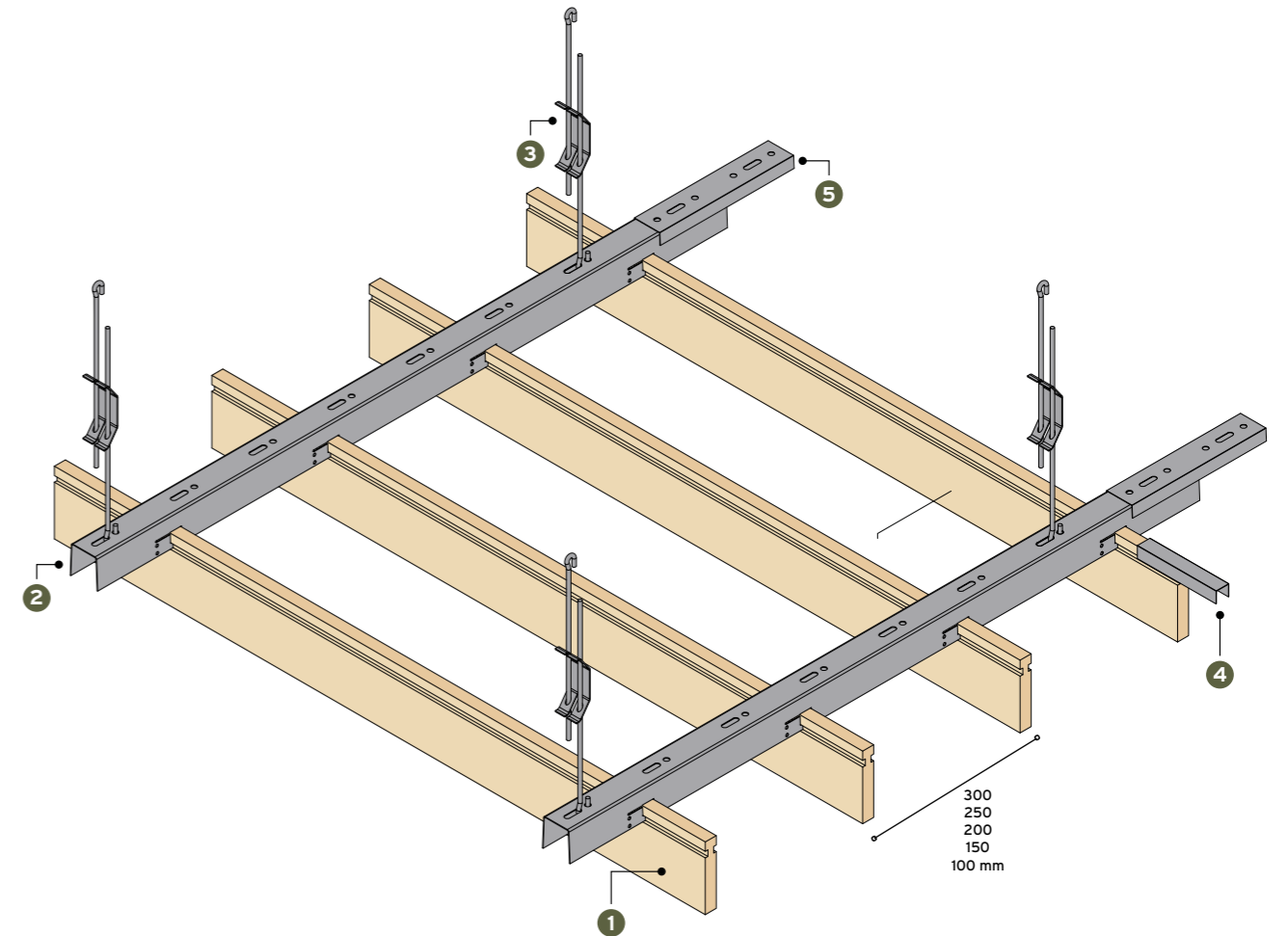
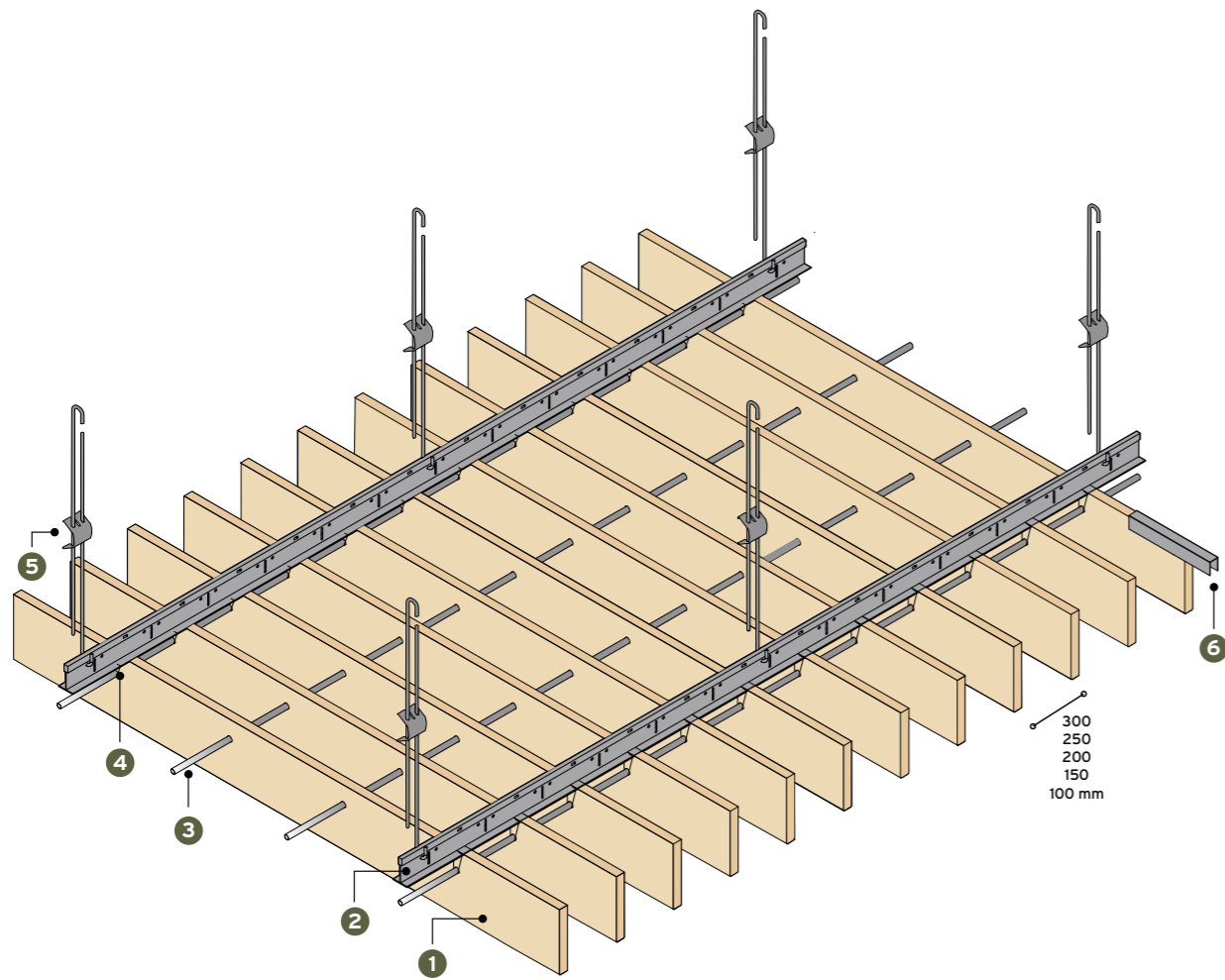


1	2	3	4	5
panel pannello Sherwood 600x600/1200 *Soundwood 256x1792	P 3700 Z main runner profilo portante 24x38x3700 mm	PP 1001 secondary profile profilo secondario 36,5x12x4000 mm	SP 38.1 cross connector raccordo ortogonale	SOR suspension sospensione

WOOD LAMELLA 300 SYSTEM



WOOD LAMELLA 301 SYSTEM



SLAT LAMELLA

dimension
H 100 / 150 / 200 mm
L 1200 / 1800

type
MELAMINE
REAL VENEER

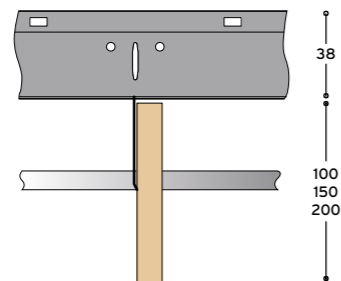
SLAT LAMELLA

dimension
H 100 / 150 / 200 mm
L 1200 / 1800

type
MELAMINE
REAL VENEER

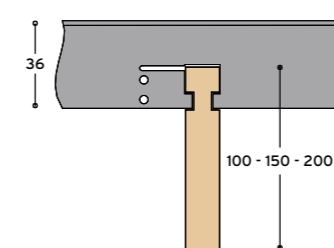
GRID SYSTEM STRUTTURA

· CWG



GRID SYSTEM STRUTTURA


· CWF



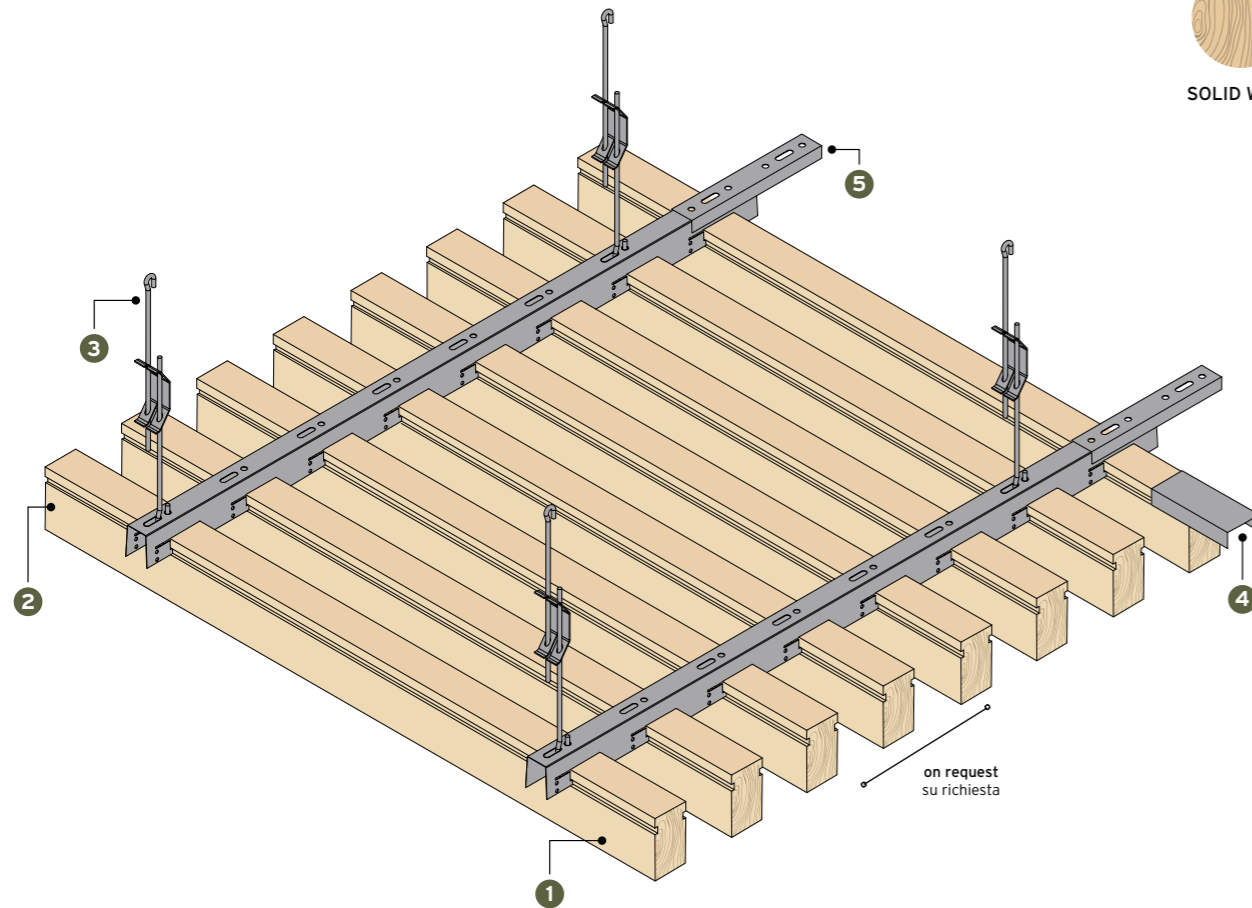
1	2	3	4	5	6
slat lamella H 100/150 / 200 mm	P 3700 N main runner profilo portante 32x36x4000 mm	TU 08 aluminium tube tubolare in alluminio Ø 8 mm	SP 39 spring molla	SOR suspension sospensione	SP81 connector for slat connettore per lamella

1	2	3	4	5
slat lamella H100/150/200 mm	T 91/N main runner profilo portante 32x36x4000 mm	SOR suspension sospensione	SP81 connector for slat connettore per lamella	CN81 connector for main runner connettore per profilo portante

SOLID WOOD LAMELLA 302 SYSTEM



SOLID WOOD

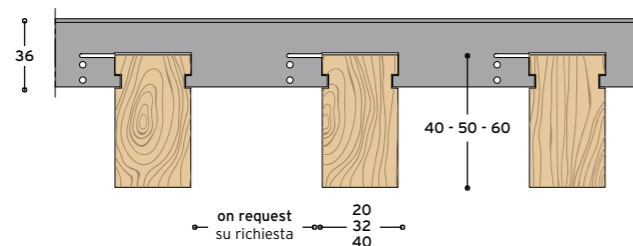


SLAT LAMELLA

dimension type
 H 40/50/60 mm SOLID WOOD
 L 20/32/40 mm

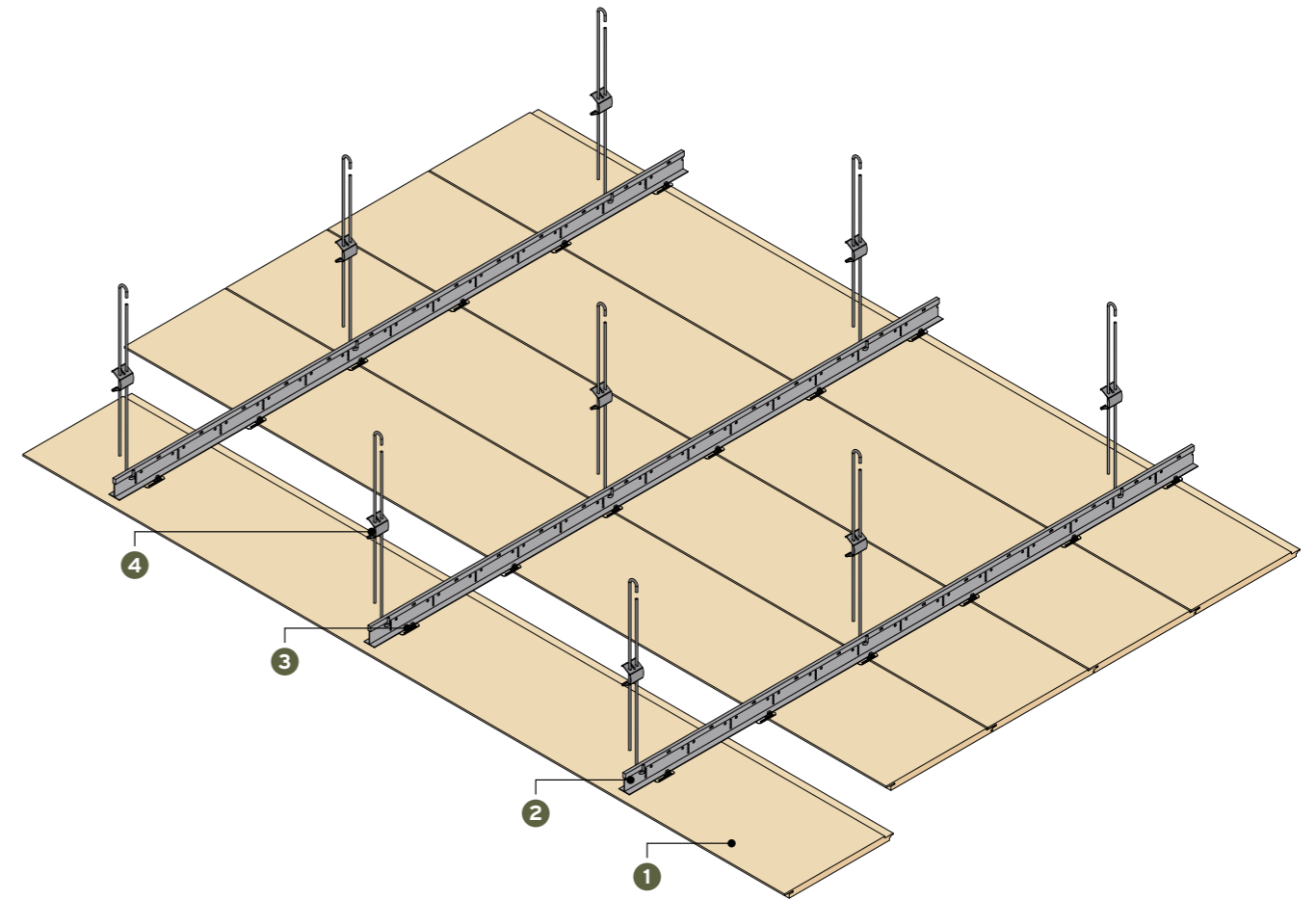
GRID SYSTEM STRUTTURA

· CWF



- 1** slat lamella H 40/50/60 mm
- 2** T 91/N main runner profilo portante 32x36x4000 mm
- 3** SOR suspension sospensione
- 4** SP82 connector for slat connettore per lamella
- 5** CN82 connector for main runner connettore per profilo portante

WOOD CONCEALED 400 SYSTEM

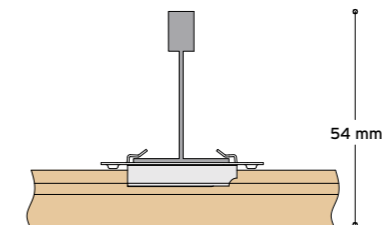


PANEL PANNELLO

dimension type
 rectangular rettangolare · SOUND WOOD

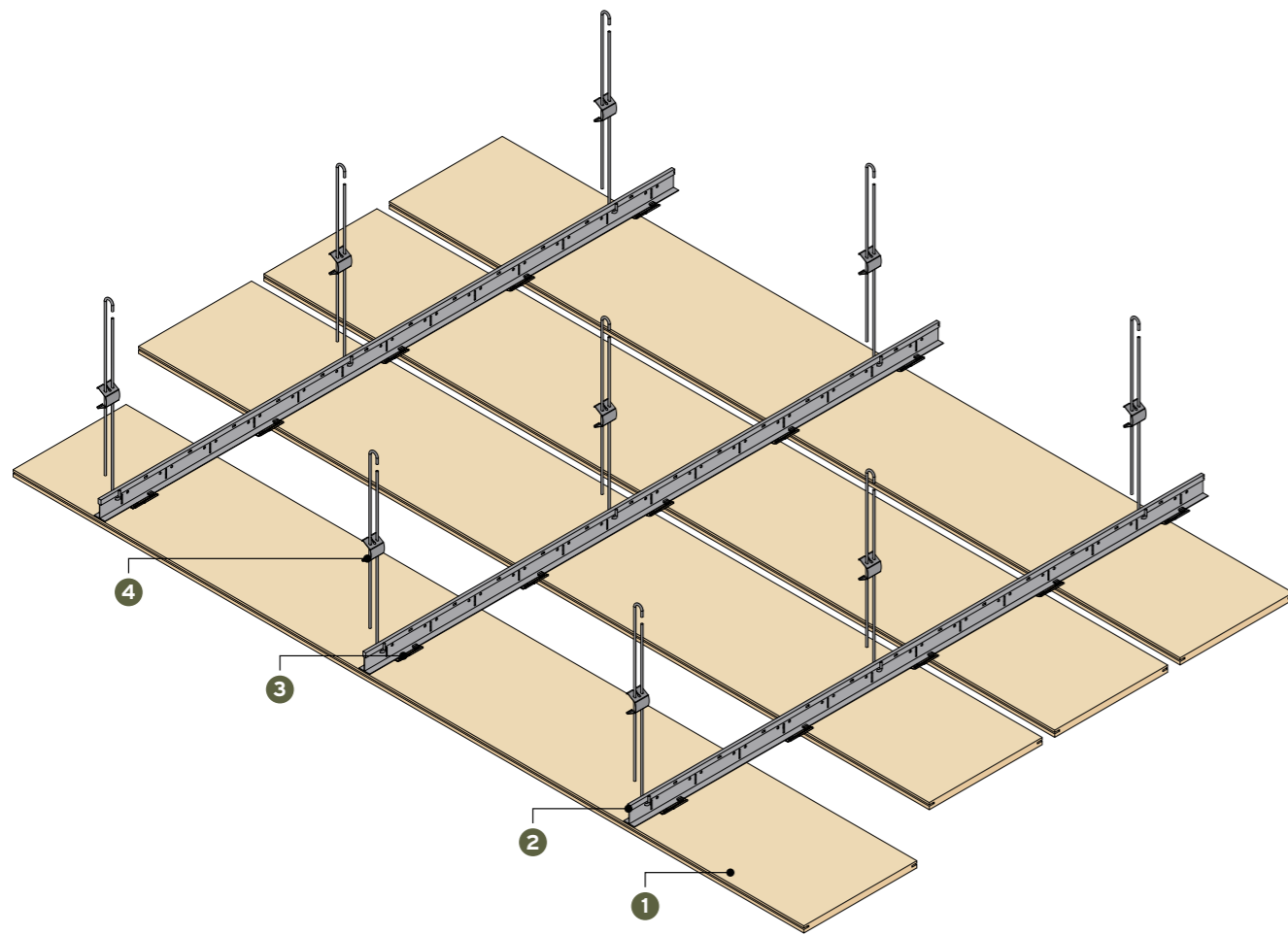
GRID SYSTEM STRUTTURA

· CWB



- 1** panel pannello
- 2** P 3700 Z main runner profilo portante 24x38x3700 mm
- 3** SP76 hidden suspension hook gancio di sospensione nascosto
- 4** SOR suspension sospensione

WOOD CONCEALED 401 SYSTEM



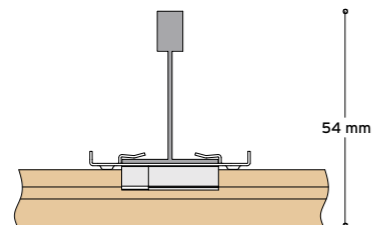
PANEL PANNELLO

dimension
rectangular rettangolare

type
· SOUND WOOD

GRID SYSTEM STRUTTURA

· CWC



1	2	3	4
panel pannello	P 3700 Z main runner profilo portante 24x38x3700 mm	SP 78 spacer hook gancio distanziale gap fuga 20 mm	SOR suspension sospensione

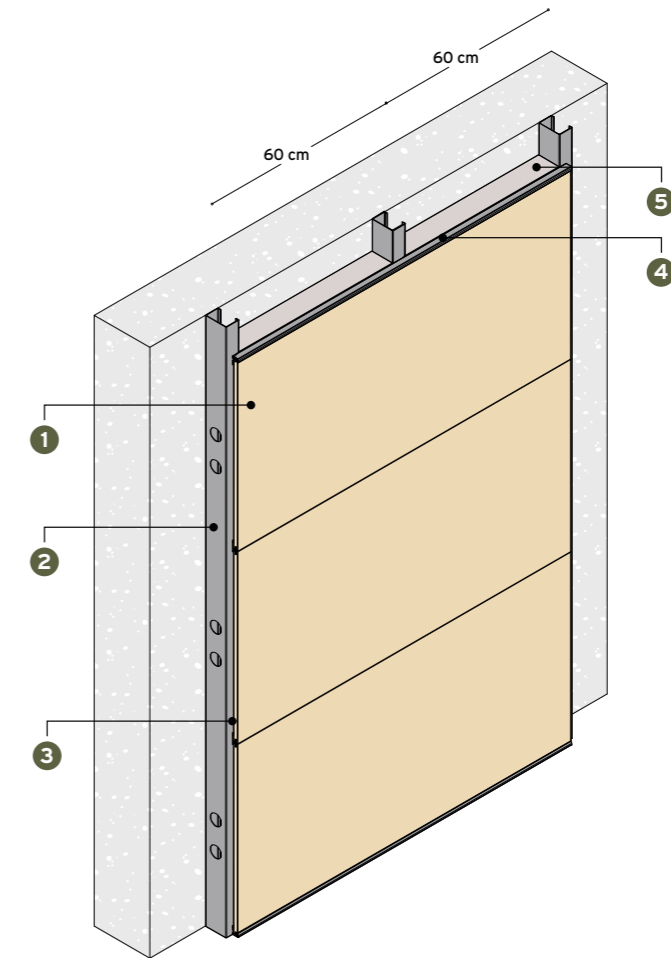
WOOD COVERING 500 SYSTEM



EASY INSPECT



CUSTOM SIZE



PANEL PANNELLO

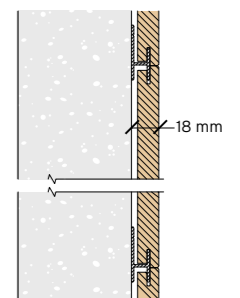
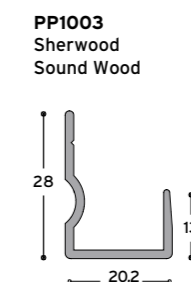
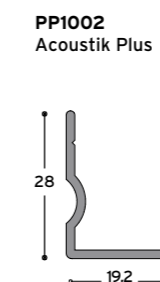
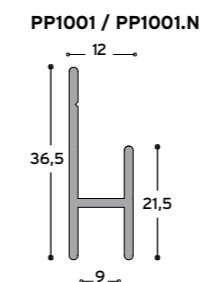
dimension
square quadrato
rectangular rettangolare

type
· SHERWOOD MELAMINE
· SHERWOOD REAL VENEER
· ACOUSTIK PLUS
· SOUND WOOD

custom su misura

GRID SYSTEM STRUTTURA

· WC1



1	2	3	4	5
panel pannello	M46 / 75 primary support structure struttura di sostegno primaria	PP1001 Acoustik Plus Sherwood PP1001.N Sound Wood secondary profile profilo secondario	PP1002 Acoustik Plus PP1003 Sherwood Sound Wood starting profile profilo di partenza	PPN1 / 40.1 rockwool insulation lana di roccia 600 x 1200 mm

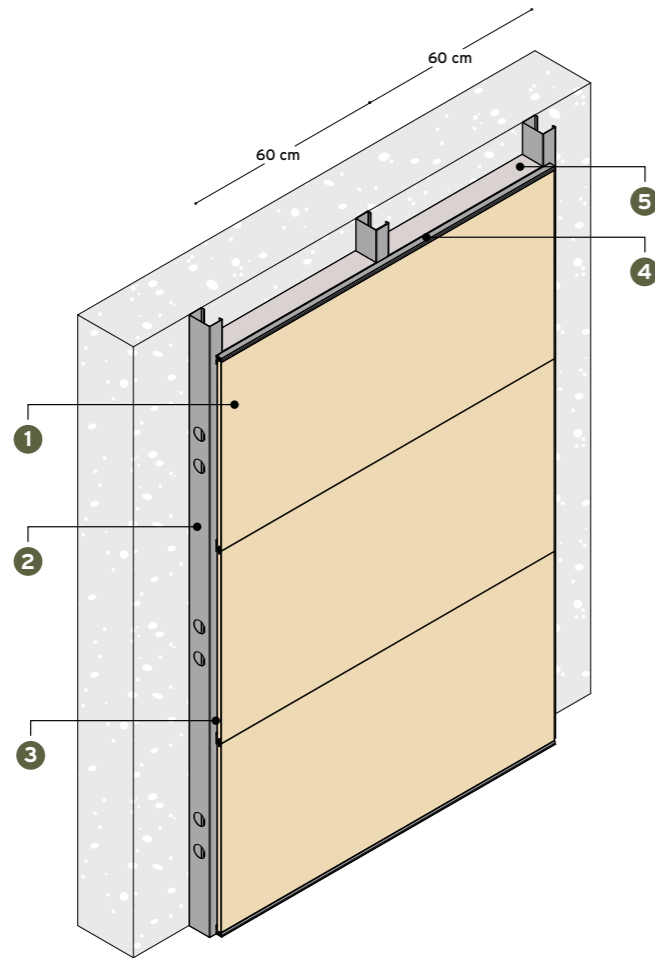
WOOD COVERING 501 SYSTEM



EASY INSPECT



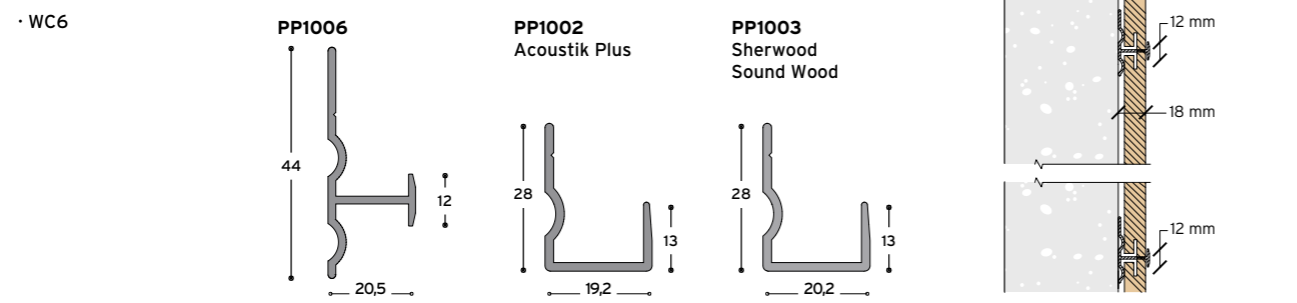
CUSTOM SIZE



PANEL PANNELLO

dimension type
 square quadrato · SHERWOOD MELAMINE
 rectangular rettangolare · SHERWOOD REAL VENEER
 · ACOUSTIK PLUS
 · SOUND WOOD
 custom su misura

GRID SYSTEM STRUTTURA



1	2	3	4	5
panel pannello	M46 / 75 primary support structure struttura di sostegno primaria	PP1006 secondary profile profilo secondario	PP1002 Acoustik Plus starting profile profilo di partenza PP1003 Sherwood Sound Wood	PPN1 / 40.1 rockwool insulation lana di roccia 600 x 1200 mm

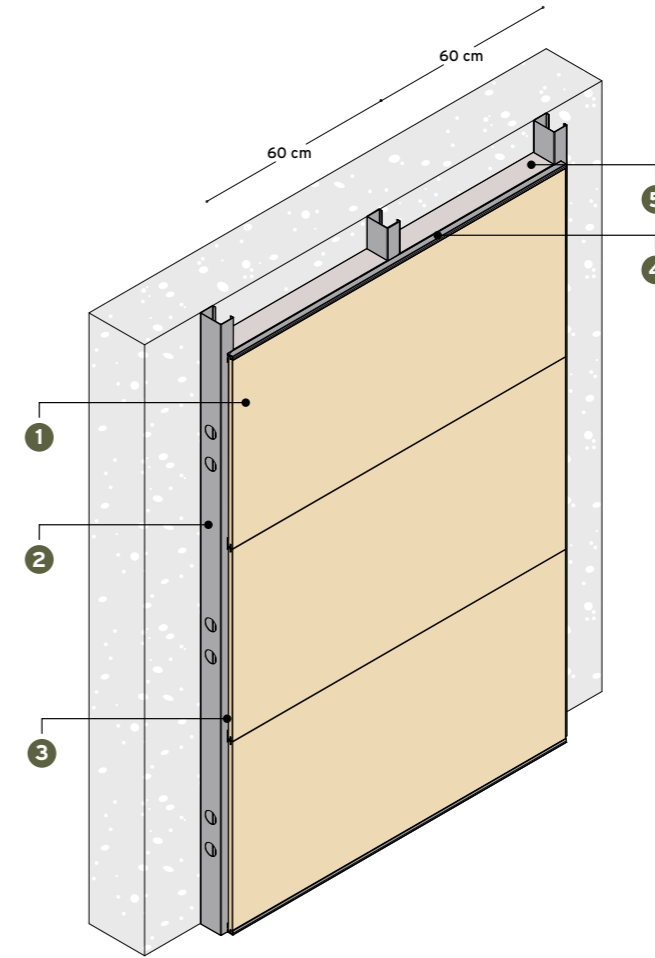
WOOD COVERING 502 SYSTEM



EASY INSPECT



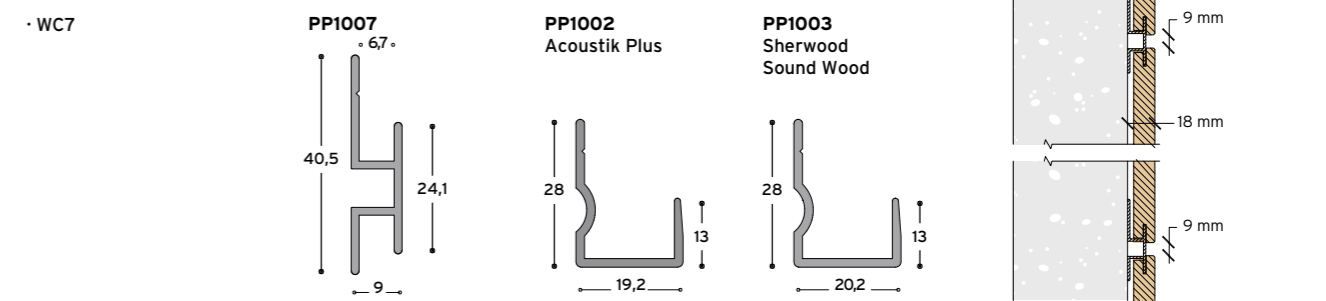
CUSTOM SIZE



PANEL PANNELLO

dimension type
 square quadrato · SHERWOOD MELAMINE
 rectangular rettangolare · SHERWOOD REAL VENEER
 · ACOUSTIK PLUS
 · SOUND WOOD
 custom su misura

GRID SYSTEM STRUTTURA



1	2	3	4	5
panel pannello	M46 / 75 primary support structure struttura di sostegno primaria	PP1007 secondary profile profilo secondario	PP1002 Acoustik Plus starting profile profilo di partenza PP1003 Sherwood Sound Wood	PPN1 / 40.1 rockwool insulation lana di roccia 600 x 1200 mm

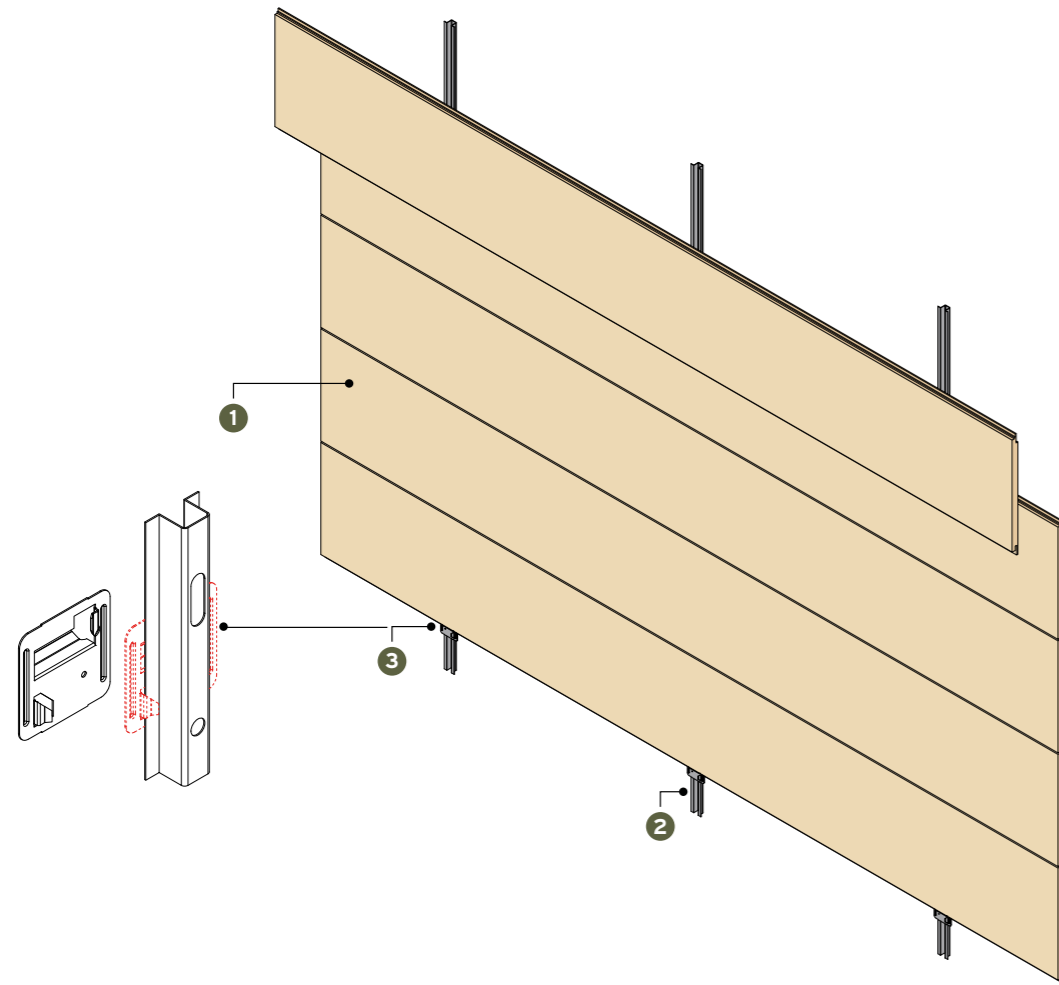
WOOD COVERING 503 SYSTEM



EASY INSPECT



CUSTOM SIZE

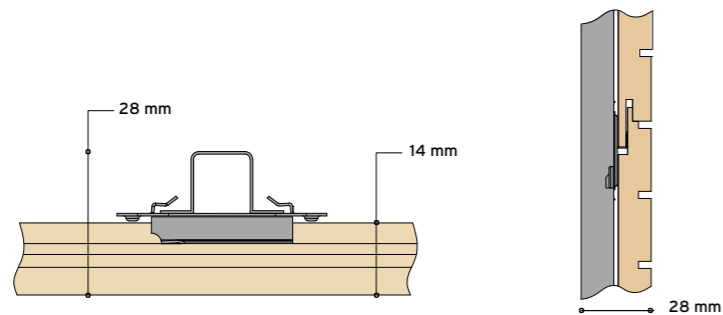


PANEL PANNELLO

dimension type
 square quadrato · SOUND WOOD
 rectangular rettangolare
 custom su progetto

GRID SYSTEM STRUTTURA

· WC2

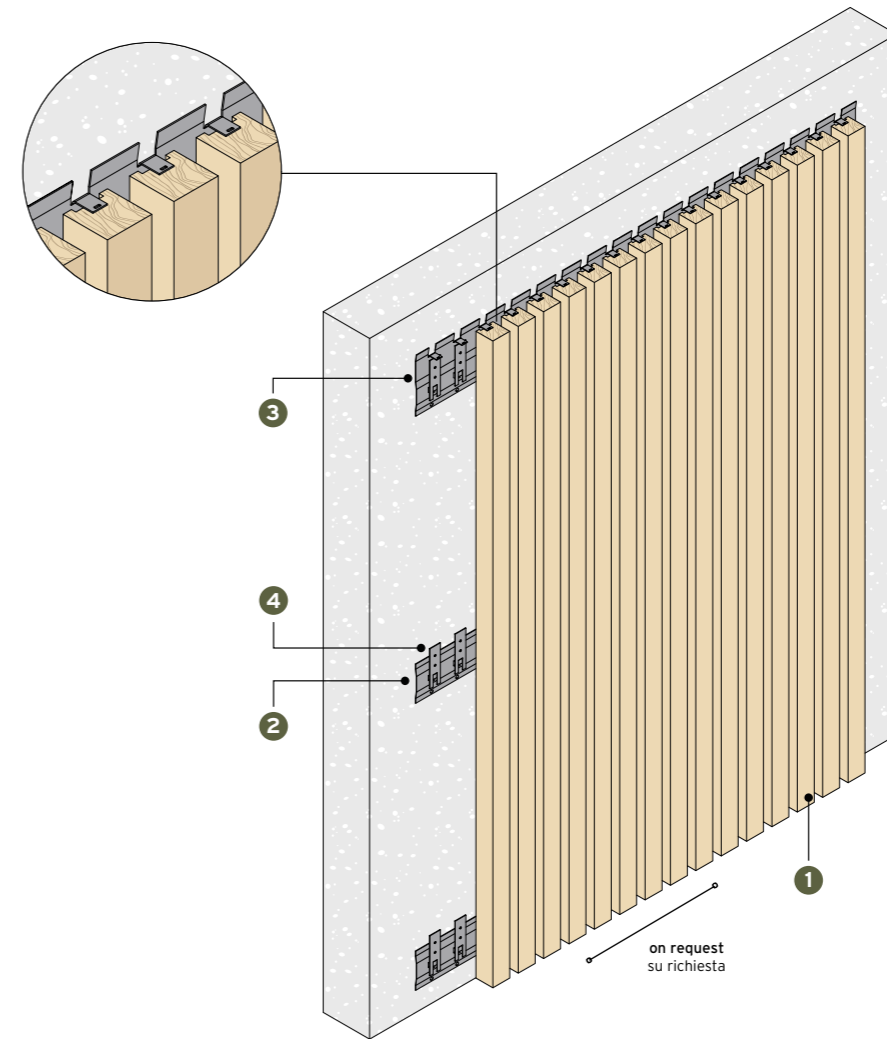


- 1** panel pannello
- 2** PP 1008
- 3** SP76 hidden suspension hook gancio di sospensione nascosto

SOLID WOOD COVERING 504 SYSTEM



SOLID WOOD

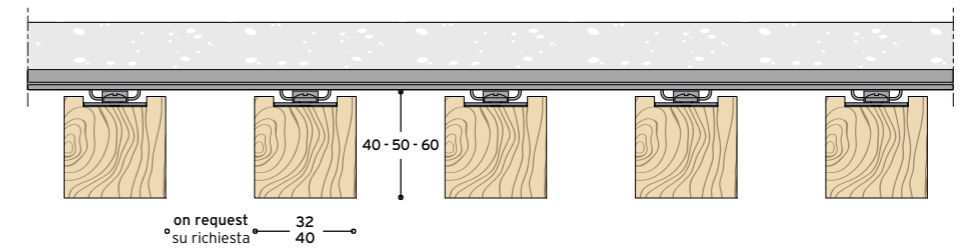


SLAT LAMELLA

dimension type
 H 40/50/60 mm SOLID WOOD
 L 32/40 mm

GRID SYSTEM STRUTTURA

· CWF

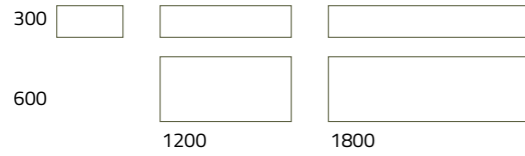


- 1** slat lamella H 40/50/60 mm
- 2** T 93/N main runner profilo portante 85x4000 mm
- 3** T 93C/N closing profile profilo di chiusura 85x4000 mm
- 4** SP83 connector for slat connettore per lamella

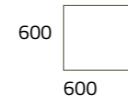
MODULARITY MODULARITÀ

SUSPENDED CEILINGS CONTROSOFFITTI

SHERWOOD ACOUSTIK PLUS
rectangular rettangolare



SHERWOOD ACOUSTIK PLUS
square quadrato

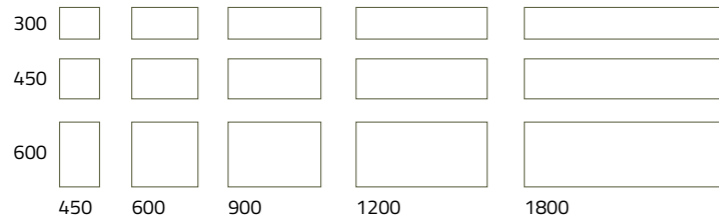


SOUND WOOD

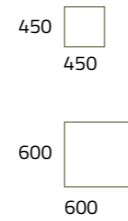


WALL CLADDINGS CONTROPARETE

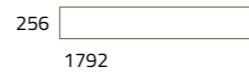
SHERWOOD ACOUSTIK PLUS
rectangular rettangolare



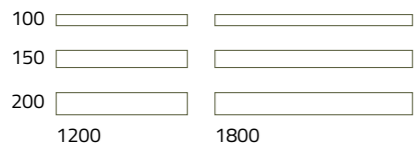
SHERWOOD ACOUSTIK PLUS
square quadrato





SOUND WOOD



LAMELLA



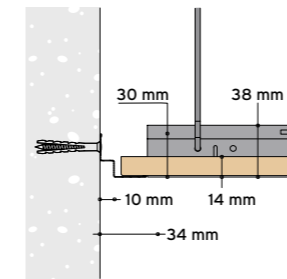
sample compositions · esempi di composizioni



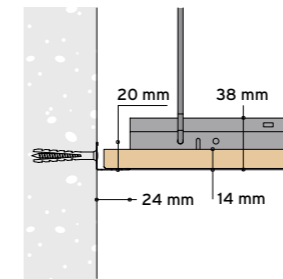
 OTHER DIMENSION AVAILABLE ON REQUEST
ALTRE DIMENSIONI DISPONIBILI A RICHIESTA

PERIMETRAL MOLDING CORNICI PERIMETRALI

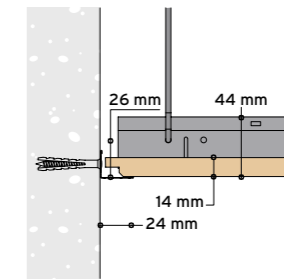
WOOD EXPO 100



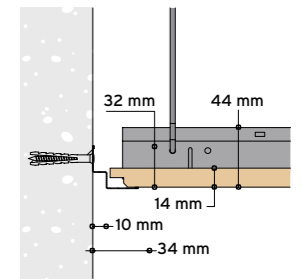
W3000
CWT



A3000
CWT

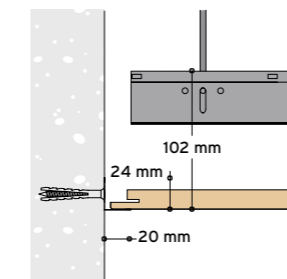


A3001
CWR · CWN

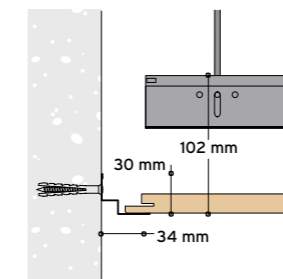


W3001
CWR · CWN

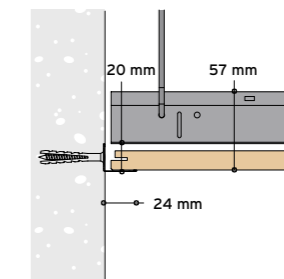
WOOD CONCEALED 200 SYSTEM



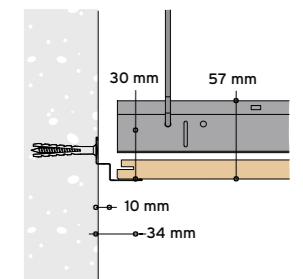
A3000
CWI



W3000
CWI

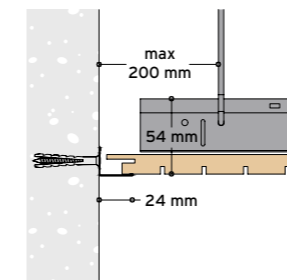


A3001
CWA

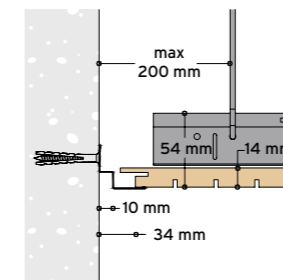


W3000
CWA

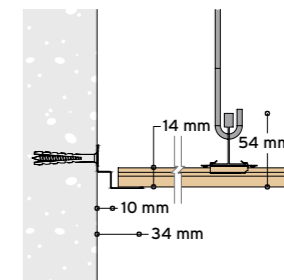
WOOD CONCEALED 400 / 401 SYSTEM



CWB · CWC
A3001

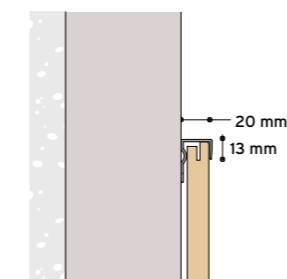


CWB · CWC
W3000

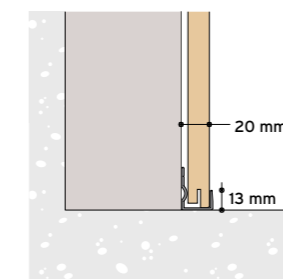


CWB · CWC
W3000

WOOD COVERING 500 / 501 / 502 / 503 SYSTEM



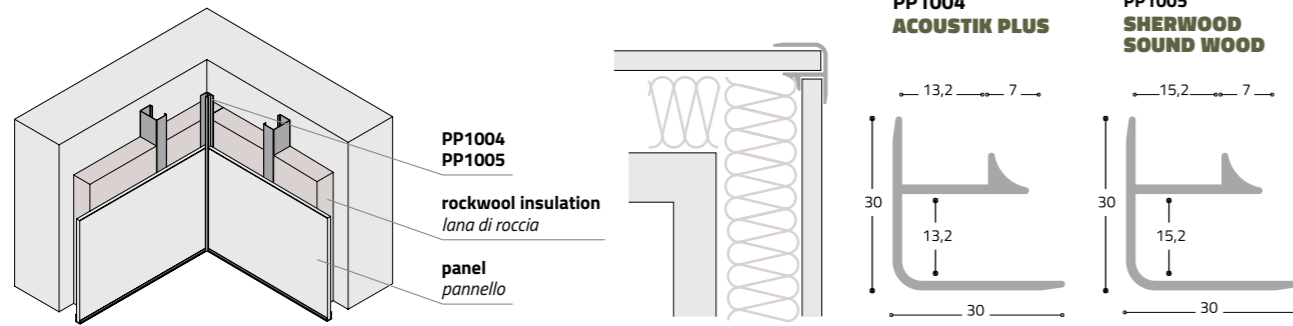
WC1 · WC2 · WC6 · WC7
PP1002 · PP1003



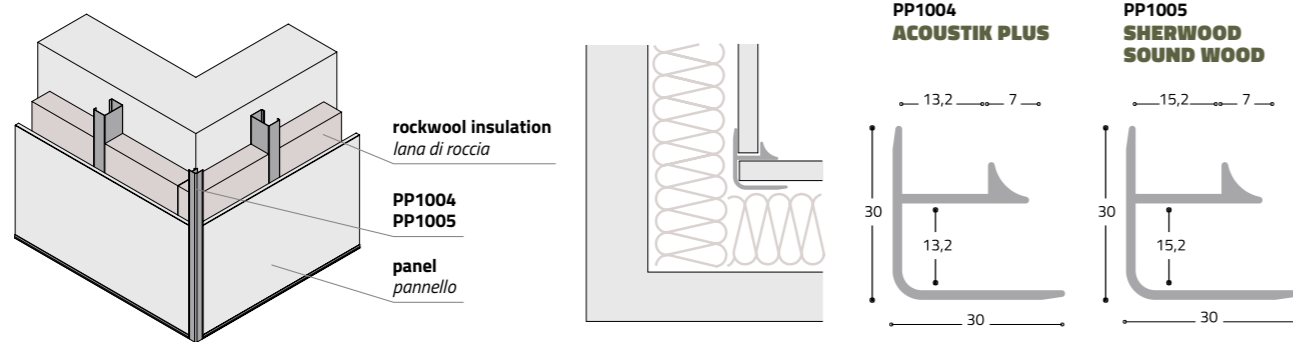
WC1 · WC2 · WC6 · WC7
PP1002 · PP1003

CORNERS ANGOLI

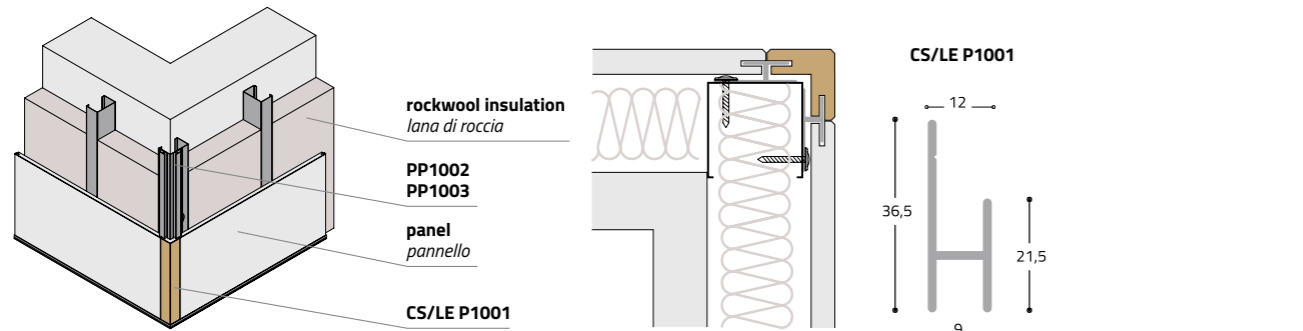
INTERNAL CORNER ANGOLO INTERNO



EXTERNAL CORNER ANGOLO ESTERNO

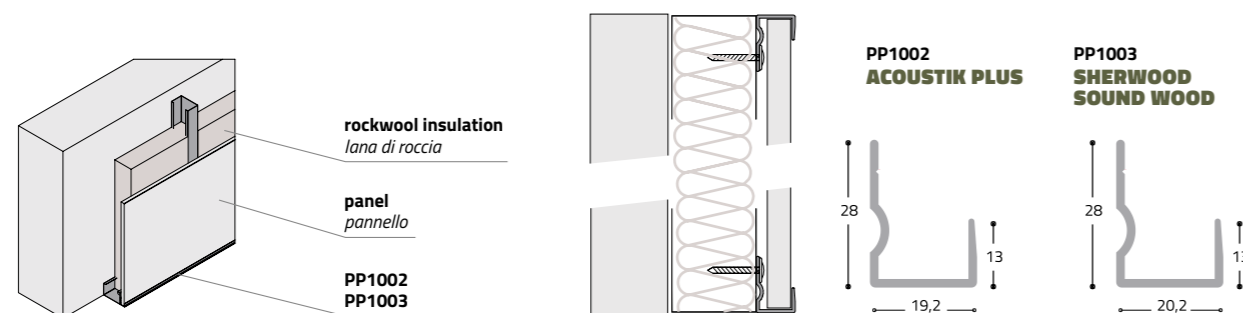


WOODEN CORNER ANGOLO IN LEGNO



PROFILES PROFILI

LINEAR PROFILE PROFILO LINEARE



PERFORATION FORATURE



- no perforation *liscio*
- perforation *foratura*
- perforation *foratura*
- ▬ slots *asolatura*

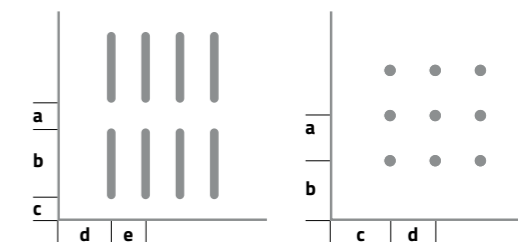
ABC = SHERWOOD · ABC = ACOUSTIK PLUS

	F00 · PRO		F01 · PR1 Ø 6 = 2.27 % Ø 8 = 4.03 % ● : 289		F02 · PR2 Ø 6 = 4.28 % Ø 8 = 7.61 % ● : 545
	F03 · PR6 Ø 6 = 1.07 % Ø 8 = 1.90 % ● : 136		F04 · PR3 Ø 6 = 4.28 % Ø 8 = 7.61 % ● : 545		F05 · PR4 Ø 6 = 2.01 % Ø 8 = 3.57 % ● : 256
	F06 · PR8 Ø 6 = 1.20 % Ø 8 = 2.14 % ● : 153		F07 · PR7 Ø 6 = 2.27 % Ø 8 = 4.03 % ● : 289		F08 · PR5 Ø 6 = 10.17 % Ø 8 = 18.09 % ● : 1296
	F09 · PR9 Ø 3 = 2.55 % ● : 1296		A01 · SL1 6x66 mm - 11.00 % 8x66 mm - 14.57 % ▬ : 102		A02 · SL2 6x60 mm - 9.39 % 8x60 mm - 12.43 % ▬ : 96
	A03 · SL5 6x66 mm - 10.35 % 8x66 mm - 13.71 % ▬ : 96		A04 · SL6 6x66 mm - 5.18 % 8x66 mm - 6.86 % ▬ : 48		A05 · SL7 6x66 mm - 7.33 % 8x66 mm - 9.71 % ▬ : 68



ACOUSTIC ABSORPTION PANELS
ASSORBIMENTO ACUSTICO PANNELLI

test: Istituto Giordano n° 196088
197140 UNI EN ISO 354: 2003



A06 · SL3
6x96 mm - 15.79 %
8x96 mm - 20.95 %
: 100

A07 · SL4
6x60 mm - 19.37 %
8x60 mm - 25.64 %
: 198

A08 · AD8
20x20 mm = 9.00 %
: 81

A09
50x50 mm = 56.25 %
: 100

A010
40x40 mm = 21.77 %
: 198

A11
spacing larghezza 3 mm
depth profondità 2 mm
30 mm

ceiling controsoffitto
covering rivestimento

SLOTS ASOLATURA

a = 32 mm Ø 6 = 1.07 %
b = 58 mm Ø 8 = 1.90 %
c = 46 mm
d = 44 mm
e = 32 mm

α_p 0,87 | 1,05 | 0,73 | 0,52 | 0,35 $\alpha_w = 0,50$
0,8 | 0,81 | 0,69 | 0,47 | 0,34 $\alpha_w = 0,50$

a = 38 mm
b = 52 mm
c = 49 mm
d = 51 mm
e = 16 mm

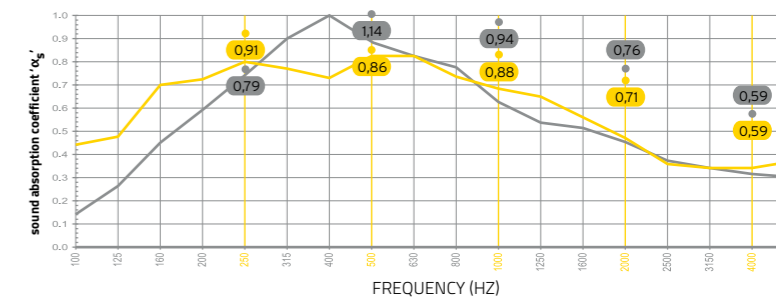
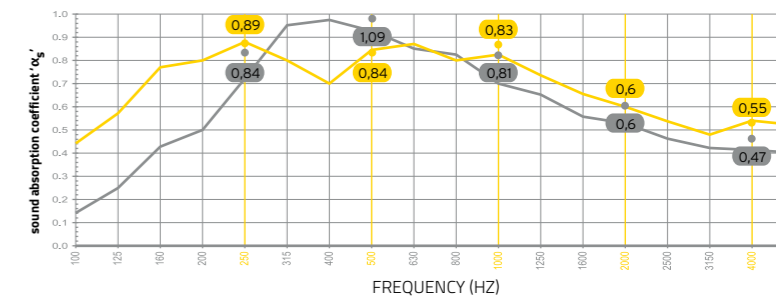
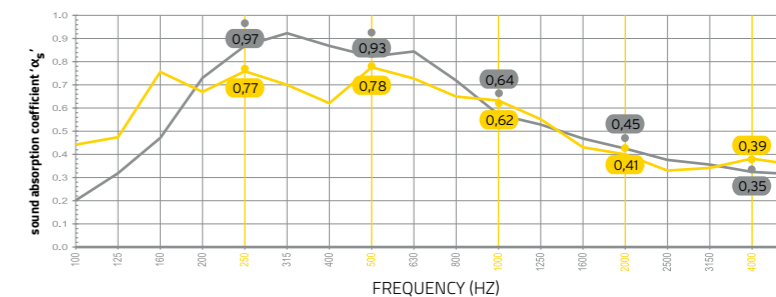
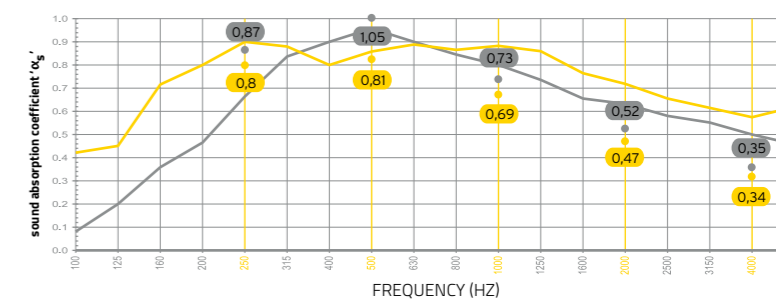
α_p 0,97 | 0,93 | 0,64 | 0,45 | 0,35 $\alpha_w = 0,50$
0,77 | 0,78 | 0,62 | 0,41 | 0,39 $\alpha_w = 0,45$

a = 52 mm
b = 88 mm
c = 46 mm
d = 44 mm
e = 16 mm

α_p 0,84 | 1,09 | 0,81 | 0,6 | 0,47 $\alpha_w = 0,60$
0,89 | 0,84 | 0,83 | 0,6 | 0,55 $\alpha_w = 0,50$

a = 32 mm
b = 58 mm
c = 46 mm
d = 44 mm
e = 16 mm


α_p 0,79 | 1,14 | 0,94 | 0,76 | 0,59 $\alpha_w = 0,75$
0,91 | 0,86 | 0,88 | 0,71 | 0,59 $\alpha_w = 0,75$




ABC = SHERWOOD · ABC = ACOUSTIK PLUS




F00 · DFO
280 x 1200 mm
280 x 1500 mm
280 x 1800 x 14 mm
280 x 2100 x 14 mm




F01 · DF1
Ø 6 Ø 8
2.49% | 4.43% | 280 x 1200 mm : 296
2.48% | 4.40% | 280 x 1500 mm : 368
2.47% | 4.39% | 280 x 1800 mm : 440
2.50% | 4.44% | 280 x 2100 mm : 520




F02 · DF2
Ø 6 Ø 8
4.61% | 8.19% | 280 x 1200 mm : 548
4.60% | 8.17% | 280 x 1500 mm : 683
4.63% | 8.22% | 280 x 1800 mm : 825
4.65% | 8.27% | 280 x 2100 mm : 968



F03 · DF3
Ø 6 Ø 8
1.82% | 3.23% | 280 x 1200 mm : 216
1.94% | 3.45% | 280 x 1500 mm : 288
1.88% | 3.35% | 280 x 1800 mm : 336
1.85% | 3.28% | 280 x 2100 mm : 384



A01 · CD1
6x66 8x66 mm
12.83% | 16.99% | 280 x 1200 mm : 111
12.76% | 16.90% | 280 x 1500 mm : 138
12.71% | 16.84% | 280 x 1800 mm : 165
12.88% | 17.05% | 280 x 2100 mm : 195

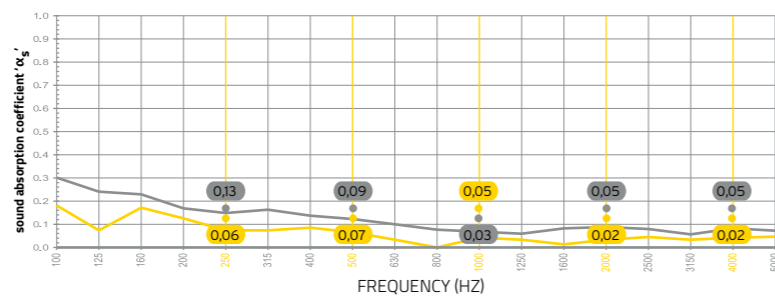


A02 · CD2
6x66 8x66 mm
9.36% | 12.40% | 280 x 1200 mm : 81
9.98% | 13.22% | 280 x 1500 mm : 108
9.71% | 12.86% | 280 x 1800 mm : 126
9.51% | 12.59% | 280 x 2100 mm : 144


SMOOTH LISCIO



α_p	0,13	0,09	0,03	0,05	0,05	$\alpha_w = 0,10$
	0,06	0,07	0,05	0,02	0,02	$\alpha_w = 0,05$


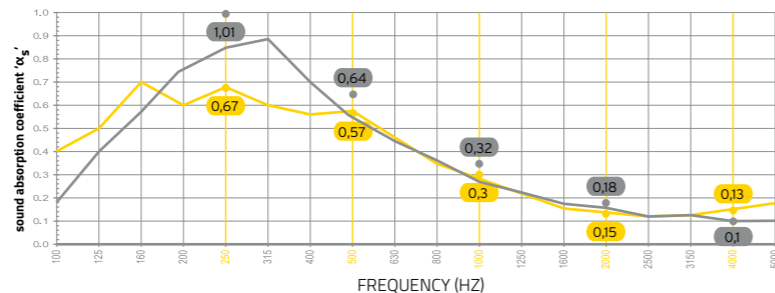


PERFORATION FORATURA




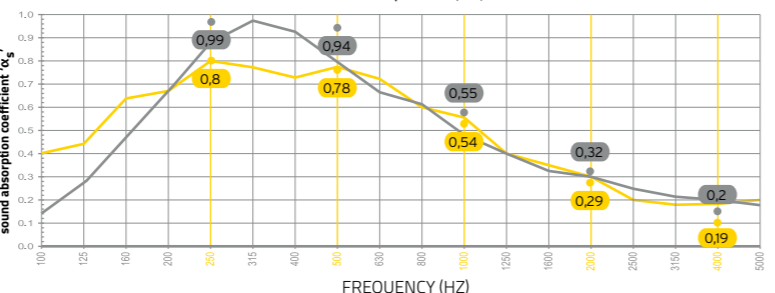
a = 32 mm
b = 44 mm
c = 44 mm
d = 32 mm

α_p	1,01	0,64	0,32	0,18	0,1	$\alpha_w = 0,20$
	0,67	0,57	0,3	0,15	0,13	$\alpha_w = 0,25$




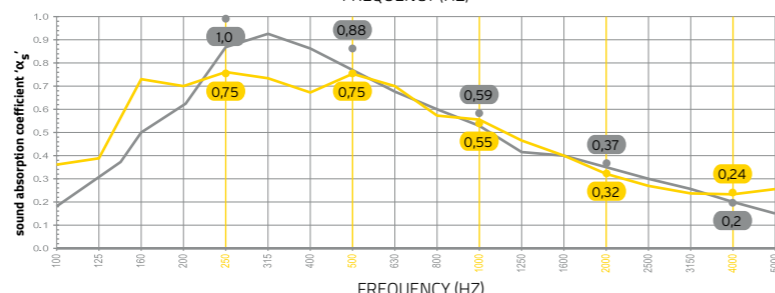
a = 16 mm
b = 44 mm
c = 44 mm
d = 16 mm

α_p	0,99	0,94	0,55	0,32	0,2	$\alpha_w = 0,35$
	0,8	0,78	0,54	0,29	0,19	$\alpha_w = 0,35$




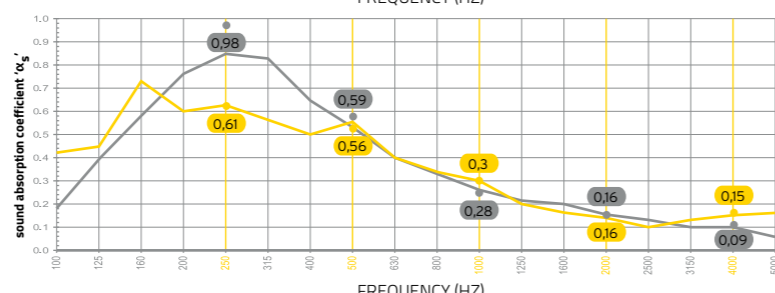
a = 16 mm
b = 76 mm
c = 76 mm
d = 16 mm

α_p	1	0,88	0,59	0,37	0,2	$\alpha_w = 0,35$
	0,75	0,75	0,55	0,32	0,24	$\alpha_w = 0,35$



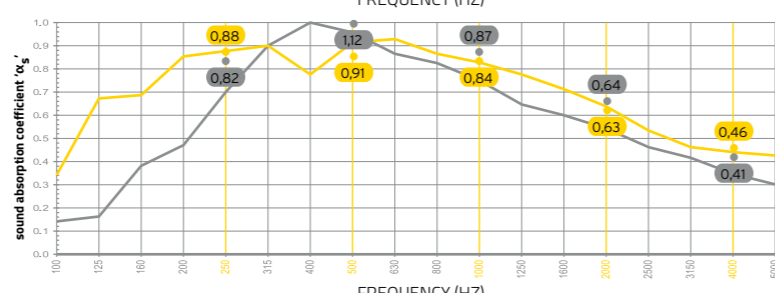
a = 32 mm
b = 44 mm
c = 44 mm
d = 32 mm

α_p	0,98	0,59	0,28	0,16	0,09	$\alpha_w = 0,20$
	0,61	0,56	0,3	0,16	0,15	$\alpha_w = 0,25$



a = 16 mm
b = 17,5 mm
c = 17,5 mm
d = 16 mm

α_p	0,82	1,12	0,87	0,64	0,41	$\alpha_w = 0,60$
	0,88	0,91	0,84	0,63	0,46	$\alpha_w = 0,65$



SOUND WOOD PERFORATION - ACOUSTIC ABSORPTION PANELS
FORATURE · ASSORBIMENTO ACUSTICO

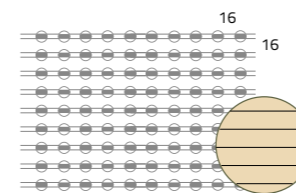


Each element incorporate a layer of sound absorbing material on the panelbacking.
Ogni elemento è comprensivo di uno strato di materiale fonoassorbente sul retro.

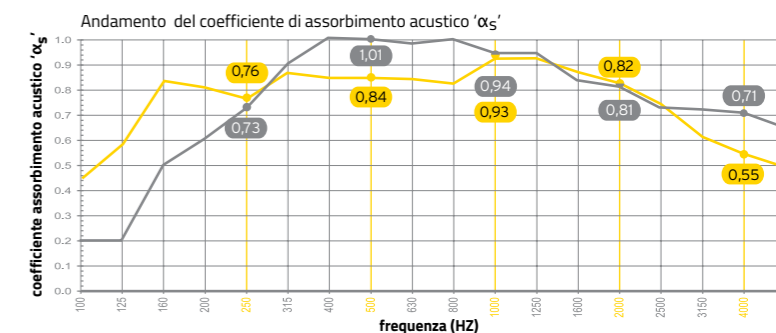
ceiling *controsoffitto*
covering *rivestimento*

Istituto Giordano n° 196088
197140 UNI EN ISO 354: 2003

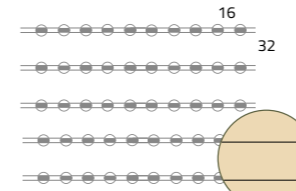
SUPREME SOUND WOOD 1616



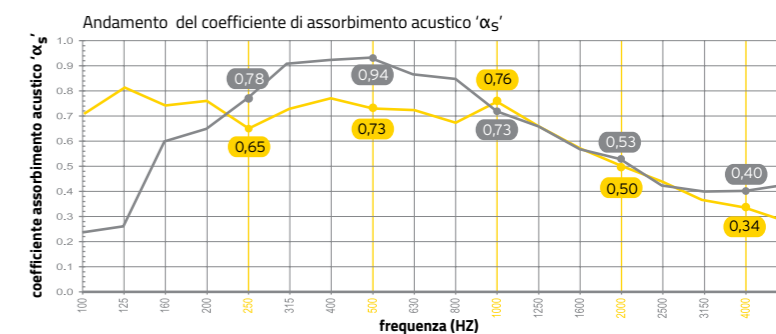
hz	250	500	1000	2000	4000	$\alpha_w = 0,75$
α_p	0,80	0,85	0,90	0,80	0,55	$\alpha_w = 0,85$



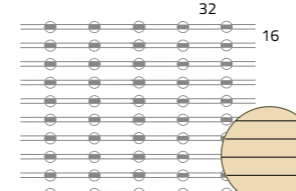
HIGH SOUND WOOD 3216



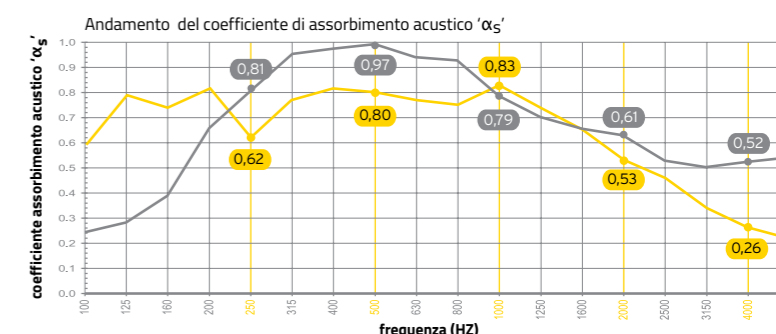
hz	250	500	1000	2000	4000	$\alpha_w = 0,50$
α_p	0,70	0,75	0,70	0,50	0,35	$\alpha_w = 0,55$



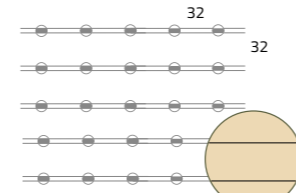
MEDIUM SOUND WOOD 1632



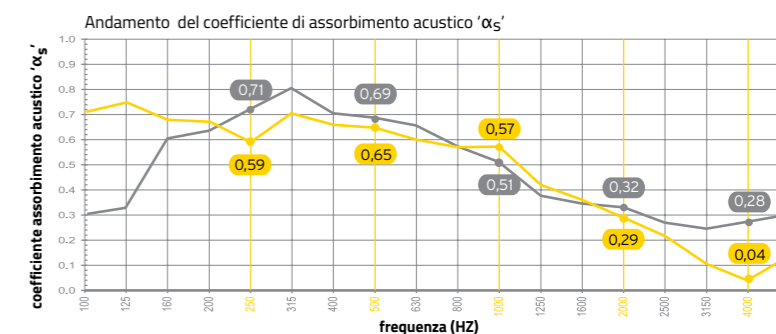
hz	250	500	1000	2000	4000	$\alpha_w = 0,45$
α_p	0,75	0,80	0,75	0,55	0,25	$\alpha_w = 0,65$




LIGHT SOUND WOOD 3232




hz	250	500	1000	2000	4000	$\alpha_w = 0,30$
α_p	0,65	0,65	0,50	0,30	0,10	$\alpha_w = 0,40$




HOLES FOR LIGHTING UNITS FORI PER CORPI ILLUMINANTI


H01
Unperforated internal square
Riquadro non forato




H02
No internal square
Senza riquadro




H03
No internal square
Senza riquadro




H04
No internal square
Senza riquadro

AIR VENTS BOCCHETTE DI AEREAZIONE


H05





H06



H07



H08

REMOVABLE MANHOLE BOTOLA ISPEZIONABILE**EASY INSPECT**

The manhole is manufactured by CBI Europe - measures on request.

Botola prodotta da CBI Europe misure su richiesta.

FITTINGS ELEMENTI DI SERVIZIO

All Wood System panels permit the installation of fittings such as lighting, air nozzles, fume detectors, sprinklers and suspended signboards.

Tutti i pannelli Wood System consentono d'inserire elementi quali corpi illuminanti, bocchette d'aerazione, rilevatori di fumo, sprinklers e segnaletica ambientale sospesa.

**RECOMMENDATIONS FOR INSTALLATION
RACCOMANDAZIONI PER L'INSTALLAZIONE**

Slight differences in colour and shade between one panel and another are due to natural variations in the wood veneers. To obtain the most pleasing aesthetic effect, we recommend that you lay the panels out before deciding on their final arrangement. It is also good idea to order an extra number of panels to allow for future replacements, since shades, colours and grain can vary from one batch to another. Panels must only be installed in indoor environments when the building maintained at a constant temperature.

Colori e sfumature non uniformi dei pannelli sono dovute alle essenze di legno naturale con cui sono realizzati. Consigliamo pertanto di disporli a vista prima di deciderne la sistemazione finale, così da ottenere l'effetto estetico desiderato. Consigliamo di ordinare un quantitativo supplementare di pannelli in previsione di eventuali sostituzioni, perché tonalità, colori e sfumature possono cambiare di produzione in produzione. L'installazione deve avvenire in ambienti chiusi ed a temperatura costante.

RESISTANCE TO HUMIDITY

Wood System panels should be removed from their packaging in the place of installation 48 hours before installing the ceiling or wall, so that they can assume the humidity of the environment. We recommend switching on the air conditioning in the environment at least 24 hours before starting installation. The installation environment should have temperature no lower than 15° and a relative humidity between 35% and 55% before work starts.

RESISTENZA ALL'UMIDITÀ

Gli imballi dei pannelli Wood System devono essere aperti 48 ore prima nel luogo dove avverrà l'installazione del controsoffitto/rivestimento affinché il materiale raggiunga le condizioni di equilibrio con l'ambiente da rivestire. Consigliamo di climatizzare l'ambiente almeno 24 ore prima dell'installazione in modo che il locale abbia una temperatura minima di 15° con un umidità relativa tra il 35% e il 55%.

HYGIENE AND MAINTENANCE

Wood System panels are easy to maintain and require no special maintenance. To clean, simply wipe with a dry cloth. Panels should not be exposed to direct sunlight: like all natural materials, wood tends to change colour when exposed to UV rays. The polyacrylate treatment of the panels tends to reduce this effect. Remember that water and humidity will damage the veneering.

IGIENE E MANUTENZIONE

I pannelli Wood System sono facili da mantenere. Non necessitano di particolari attenzioni; per la pulizia è sufficiente passarli con un panno asciutto. Consigliamo di non esporre i pannelli alla luce solare diretta: come tutti i materiali naturali, il legno tende a cambiare colore una volta esposto ai raggi UV. La verniciatura UV-poliacrilato con cui sono trattati svolge il compito di limitare questo effetto. Acqua ed umidità deteriorano le impiallaccature.





Our partition systems' versatility of design and composition allows free separation of contemporary architectural spaces.

Demountable partitions, integrated solutions for high-quality work environments.

Ease of set-up and versatility characterize CBI Europe's partition walls. Designed to adapt to any type of environment thanks to the wide range of modules and available finishes, standard or customized, they are the hi-tech solution for the management of functional and comfortable space.

WHERE Living spaces and workspaces.

HOW Solutions in glass, wood and metal, simple, fast, guaranteed and certified.

WHY Our professional and prepared technical department guarantees maximum assistance in terms of cost and design.

Pareti mobili, soluzioni hi-tech integrate per ambienti di lavoro di alta qualità.

Facilità di allestimento e versatilità caratterizzano le pareti divisorie CBI Europe. Progettate per adattarsi a qualsiasi tipo di ambiente grazie all'ampia gamma di moduli e finiture disponibili, standard o su misura, sono la soluzione hi-tech per la gestione dello spazio funzionale e confortevole.

DOVE Ambienti di vita e spazi di lavoro.

COME Soluzioni in vetro, legno e metallo, semplici, veloci, garantite e certificate.

PERCHÉ Il nostro ufficio tecnico, professionale e preparato, garantisce la massima assistenza in termini di costo e progettazione.

**Our projects
are always
'custom-made':
speed,
versatility,
quality,
satisfaction.**

PARTITION SYSTEMS



Ghost One - Two



Infinity 90



Genesy



Iron Genesy



Wall System



Flexwall



Illumination and transparency in the work environment. Minimal impact partition.

*Luminosità e trasparenza degli ambienti.
Minimalismo dell'impatto divisorio*

GHOST ONE - satin glass sticker
Galil Medical - Boston Scientific BTG Group Offices
Israel

IDEAL FOR

offices - open space - meeting rooms

GHOST ONE - GHOST TWO

Brightness and minimal design

Luminosità e design minimale

Current Business Welfare Strategies decline in architectural choices and the principle of transparency also applies to defining spaces.

Bright, transparent offices and environments, divided by large windows with the monolithic and minimal GHOST system, are a must for the consciousness of contemporary design which is focused on comfort.

Available versions:

GHOST ONE: single glass.

GHOST TWO: double glass.

Le attuali strategie di Welfare aziendale si declinano nelle scelte architettoniche, e il principio della trasparenza vige anche nella definizione degli spazi.

Uffici e ambienti trasparenti, luminosi, divisi da ampie vetrate con il sistema GHOST, monolitico e minimale, sono un must della consapevolezza progettuale contemporanea concentrata su comfort e qualità degli interni.

Versioni disponibili:

GHOST ONE: vetro singolo.

GHOST TWO: doppio vetro.



LIGHTNING
ILLUMINAZIONE



QUICK INSTALLATION
INSTALLAZIONE RAPIDA



ACOUSTIC ABSORPTION
FONOASSORBENZA



LIGHT WEIGHT
LEGGEREZZA



GHOST ONE - satin glass sticker Galil Medical - Boston Scientific BTG Group Offices - Israel



RTF 3 way joint
Raccordo a tre vie RTF



Glass module/blind module junction
Raccordo modulo vetrato/modulo cieco



RTF 90 degree corner
Angolo completo 90° RTF



GHOST ONE**GHOST TWO**

L 36 mm H 50 mm
GHOST ONE
 single glass
vetro singolo



L 72 mm H 51 mm
GHOST TWO
 double glass
doppio vetro

ACOUSTIC ABSORPTION FONOASSORBENZA

10 mm laminated glass airborne sound insulation · isolamento al rumore aereo diretto con vetro stratificato 10 mm

glass type tipologia vetro	laminated glass 55.1 <i>vetro stratificato 55.1</i>	laminated glass 55.1 with acoustic PVB <i>vetro stratificato 55.1 con PVB acustico</i>	laminated glass 55.2 <i>vetro stratificato 55.2</i>	laminated glass 55.2 with acoustic PVB <i>vetro stratificato 55.2 con PVB acustico</i>
dB value <i>valore dB</i>	35 dB	38 dB	35 dB	39 dB
glass weight <i>peso vetro</i>	25 kg/m ²	25 kg/m ²	26 kg/m ²	26 kg/m ²

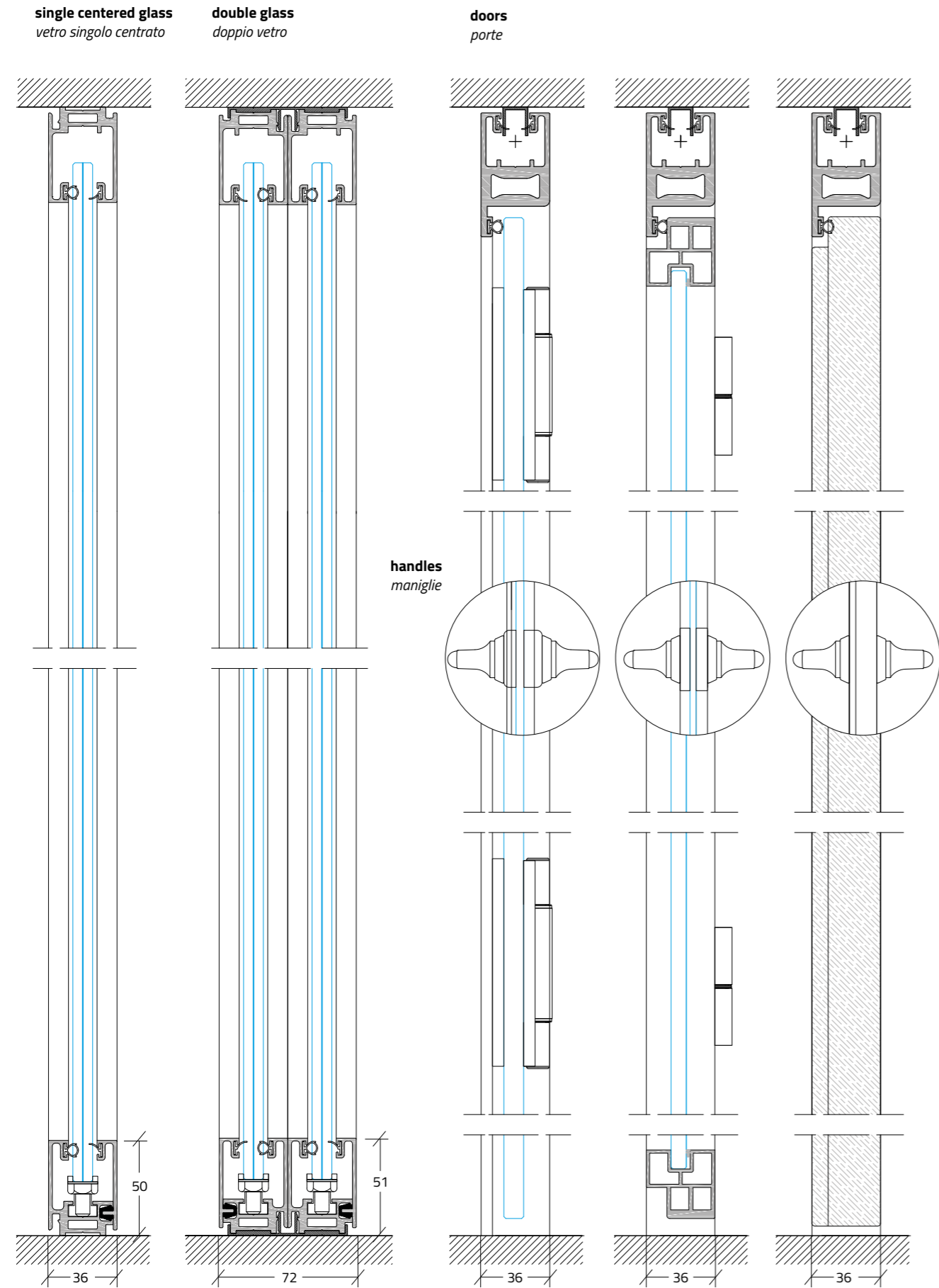
12 mm laminated glass airborne sound insulation · isolamento al rumore aereo diretto con vetro stratificato 12 mm

glass type tipologia vetro	laminated glass 66.1 <i>vetro stratificato 66.1</i>	laminated glass 66.1 with acoustic PVB <i>vetro stratificato 66.1 con PVB acustico</i>	laminated glass 66.2 <i>vetro stratificato 66.2</i>	laminated glass 66.2 with acoustic PVB <i>vetro stratificato 66.2 con PVB acustico</i>
dB value <i>valore dB</i>	36 dB	40 dB	36 dB	40 dB
glass weight <i>peso vetro</i>	30 kg/m ²	30 kg/m ²	31 kg/m ²	31 kg/m ²


*glass certification available under request at project dept. of CBI Europe · certificato vetro su richiesta all'ufficio progettazione CBI Europe

GHOST ONE
 Cenerelli Offices _ Osimo, Italy

STRUCTURES STRUTTURE



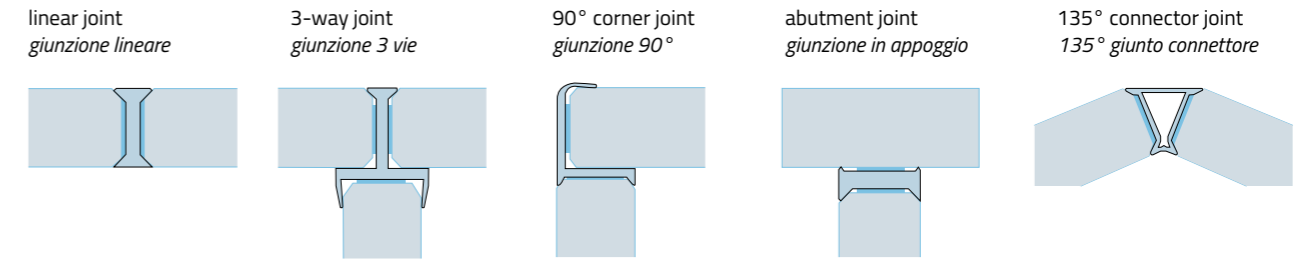
ACCESSORIES ACCESSORI



Lightening button thickness 1 mm. Its flexible and adhesive construction allows the application on all surfaces, curved also. It can be fixed on the upright of the door at any height.

Interruttore di spessore 1 mm, flessibile, si può applicare su tutte le superfici, anche curve. Può inoltre essere fissato sul montante della porta a qualsiasi altezza grazie alla pellicola adesiva 3M.

JOINT GIUNZIONI




The glass is secured using structural transparent bi-adhesive silicone or through vertical transparent polycarbonate joints, which ensure the coplanarity. Stability and acoustics are further guaranteed by a series of soft extruded seals in PVC, located along the perimeter, securing the glass.

I vetri sono collegati tramite biadesivo silconico strutturale trasparente o tramite giunti verticali in policarbonato trasparente che ne garantiscono la coplanarità. Stabilità e tenuta acustica sono garantite da guarnizioni estruse in PVC morbido, collocate lungo i profili perimetrali, fermavetro.

AVAILABLE COLOR FOR STRUCTURE COLORI DISPONIBILI STRUTTURE



AVAILABLE FINISHINGS FOR GLASS FINITURE DISPONIBILI VETRO





IDEAL FOR
offices · open space · meeting rooms

INFINITY 90



One product, endless possibilities *Una parete, infinite possibilità*

Infinity 90 make the environments modern and bright. Solutions with a functional design, of the highest quality and consistency. The technology developed for this product works at aesthetics service and the structural points remain hidden under decorative surfaces.

Available versions:

single glass · double glass · triple glass

Infinity 90 rende gli ambienti moderni e luminosi. Soluzioni dal design funzionale, della massima qualità e coerenza. La tecnologia sviluppata per questo prodotto nasce al servizio dell'estetica, grazie ai punti strutturali che rimangono nascosti sotto le superfici decorative.

Versioni disponibili:

vetro singolo · vetro doppio · vetro triplo



LIGHTNING
ILLUMINAZIONE



QUICK INSTALLATION
INSTALLAZIONE RAPIDA



ACOUSTIC ABSORPTION
FONOASSORBENZA



LIGHT WEIGHT
LEGGEREZZA




INFINITY 90 DOUBLE GLASS UCC Tower · Losail, Qatar



INFINITY 90 DOUBLE GLASS
Qatar Gas Tower - Doha, Qatar

INFINITY 90

INFINITY 90 SINGLE GLASS
UCC Tower - Losail, Qatar




L 90 mm H 63 mm
single centered glass
vetro singolo centrato
10 mm / 12 mm stratified glass
(5 + 0.38 + 5) (6 + 0.38/0.76 + 6)

L 90 mm H 63 mm
double glass *doppio vetro*
10 mm / 12 mm stratified glass
(5 + 0.38 + 5) (6 + 0.38/0.76 + 6)

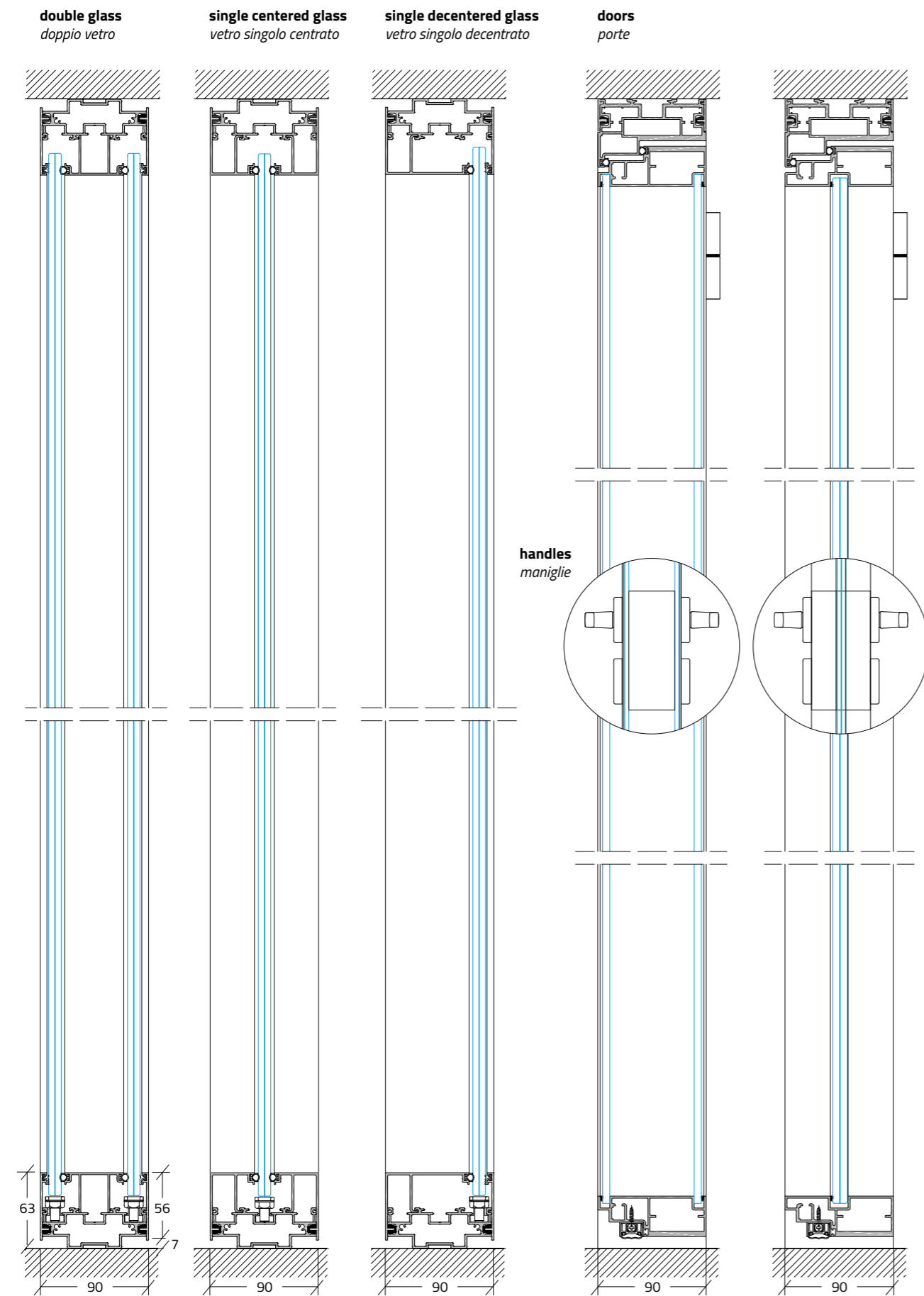
L 90 mm H 63 mm
single decentered interior glass
vetro singolo decentrato interno
10 mm / 12 mm stratified glass
(5 + 0.38 + 5) (6 + 0.38/0.76 + 6)

L 90 mm H 63 mm
single decentered exterior glass
vetro singolo decentrato esterno
10 mm / 12 mm stratified glass
(5 + 0.38 + 5) (6 + 0.38/0.76 + 6)

L 90 mm H 63 mm
triple glass *triplo vetro*
10 mm / 12 mm stratified glass
(5 + 0.38 + 5) (6 + 0.38/0.76 + 6)



STRUCTURES STRUTTURA



ACOUSTIC ABSORPTION FONASSORBENZA

			sound insulation values fonoassorbenza
glass partition pareti vetrate	single glazed vetro singolo	10 mm 5 + 0,38 + 5 mm	Rw 35 dB
		12 mm 6 + 0,76 + 6 mm	Rw 39 dB
	double glazed vetro doppio	10 mm 5 + 0,38 + 5 mm	Rw 41 dB
		12 mm 6 + 0,76 + 6 mm	Rw 44 dB
solid partition pannelli ciechi	melamine faced panel rivestimento melaminico	16 mm	Rw 42 dB
hinged doors porte a battente	single framed door, double glazed anta singola intelaiata, vetro doppio	6 mm	Rw 37 dB
	single framed door, single glazed anta singola intelaiata, vetro singolo	12 mm	Rw 37 dB
	single frameless door, single glazed anta singola senza telaio, vetro singolo	12 mm	Rw 28 dB
	single solid hinged door anta singola, pannello cieco	standard	Rw 24 dB
	single solid hinged door anta singola, pannello cieco	acoustic · fonoassorbente	-

CERTIFICATIONS CERTIFICAZIONI


HORIZONTAL LOAD CERTIFICATION · CERTIFICAZIONE DI CARICO ORIZZONTALE	according to standards UNI 108779: 2000
single glass partition · parete vetro singolo	compliant · conforme
double glass partition · parete doppio vetro	compliant · conforme
solid partition · parete cieca	compliant · conforme

*partition certification available under request at project dept. of CBI Europe · certificato pareti su richiesta all'ufficio progettazione CBI Europe

AVAILABLE COLOR FOR STRUCTURE COLORI DISPONIBILI STRUTTURE



AVAILABLE FINISHINGS FOR GLASS FINITURE DISPONIBILI VETRO





Liberty of design and composition, thanks to the variety of joining elements, makes it possible to be created with the possibility of creating non-orthogonal walls. Environments can be configured - and reconfigured - with no space constraints.

La libertà progettuale e di composizione, grazie alla varietà degli elementi di raccordo, si realizza anche con la possibilità di creare pareti non ortogonali. Gli ambienti possono essere configurati e riconfigurati senza vincoli di spazio.

IDEAL FOR

offices - open space - meeting rooms

GENESY

Stability, privacy, safety **Stabilità, privacy, sicurezza**

In harmony with the different design ideas and the aesthetics, the technical and functional requirements, and its modularity, the GENESY system allows the organization of a space in a contemporary, elegant and confidential way.

Glazed, blind, available in a wide range of wood or color finishes, GENESY modules are easy to install and designed to ensure maximum stability, durability, safety, acoustics and hygiene.

In accordo con le diverse idee progettuali e le esigenze estetiche, tecniche e funzionali, il sistema GENESY, componibile e modulare, permette di organizzare uno spazio in modo contemporaneo, elegante e riservato.

Vetrati o ciechi, disponibili in un'ampia gamma di finiture in legno o colori, i moduli GENESY sono facili da installare e studiati per garantire il massimo delle prestazioni di stabilità, durata, sicurezza, acustica ed igiene.



QUICK INSTALLATION
INSTALLAZIONE RAPIDA



ACOUSTIC ABSORPTION
FONOASSORBENZA



HYGIENE & CLEANING
IGIENE & PULIZIA



EXTENDED WORKING LIFE
DURABILITÀ




GENESY STG Creation · Precigems, Switzerland

DEMOUNTABLE PARTITIONS



Venetian blind with knob (tilt and turn function)
Tendina veneziana con pomolo (solo orientamento)



3 way joint
Raccordo a tre vie



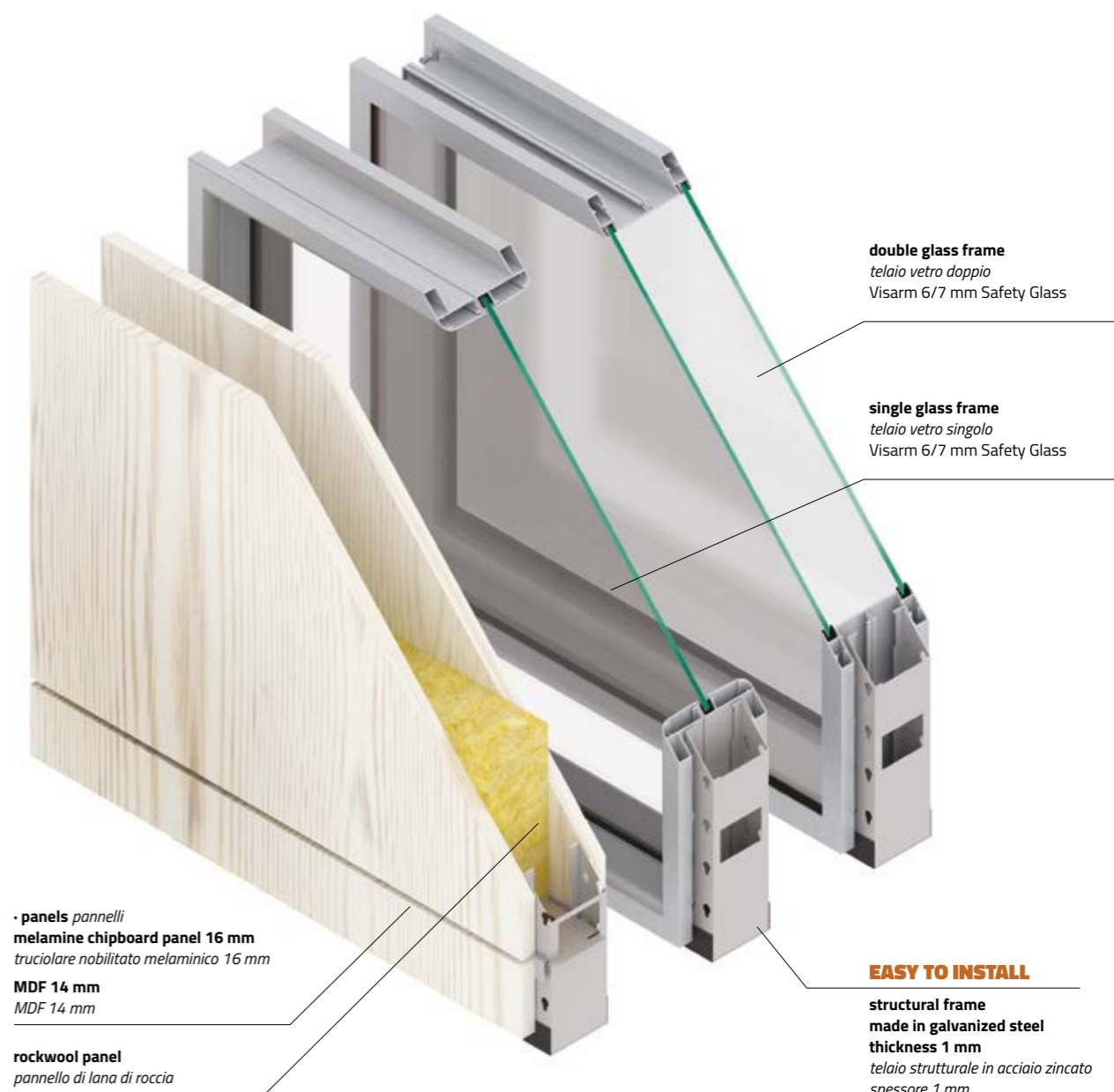
90° corner
Angolo 90°

GENESY
Aston Building head quarters - Košice, Slovakia



GENESY

↑
H MAX 4000 MM

**ACOUSTIC ABSORPTION FONOASSORBENZA**

according to standards UNI 11004

acoustical insulation value with rockwool density 100 kg/m ³ (solid partitions) fonoisolanza con lana di roccia densità 100 kg/m ³ (pareti cieche)	46 db
acoustical insulation value with rockwool density 60 kg/m ³ (solid partitions) fonoisolanza con lana di roccia densità 60 kg/m ³ (pareti cieche)	37 db
acoustical insulation value without rockwool (solid partitions) fonoisolanza senza lana di roccia (pareti cieche)	29 db
acoustical insulation value with double layer laminated acoustical glass Visarm 6/7 mm (glass partitions) fonoisolanza con doppio vetro stratificato acustico Visarm 6/7 mm (pareti vetrate)	40 db

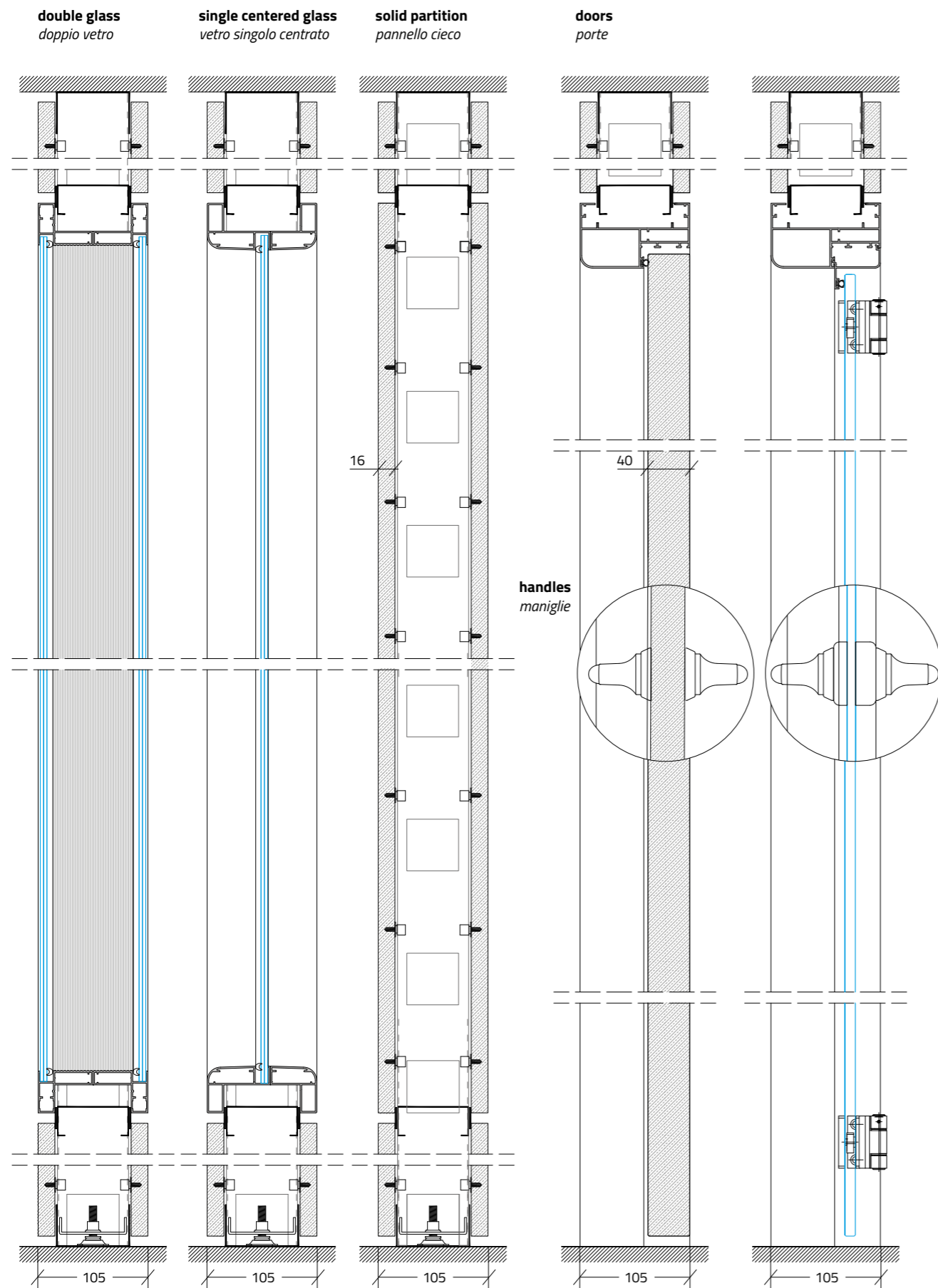
*partition certification available under request at project dept. of CBI Europe · certificato pareti su richiesta all'ufficio progettazione CBI Europe

GENESY

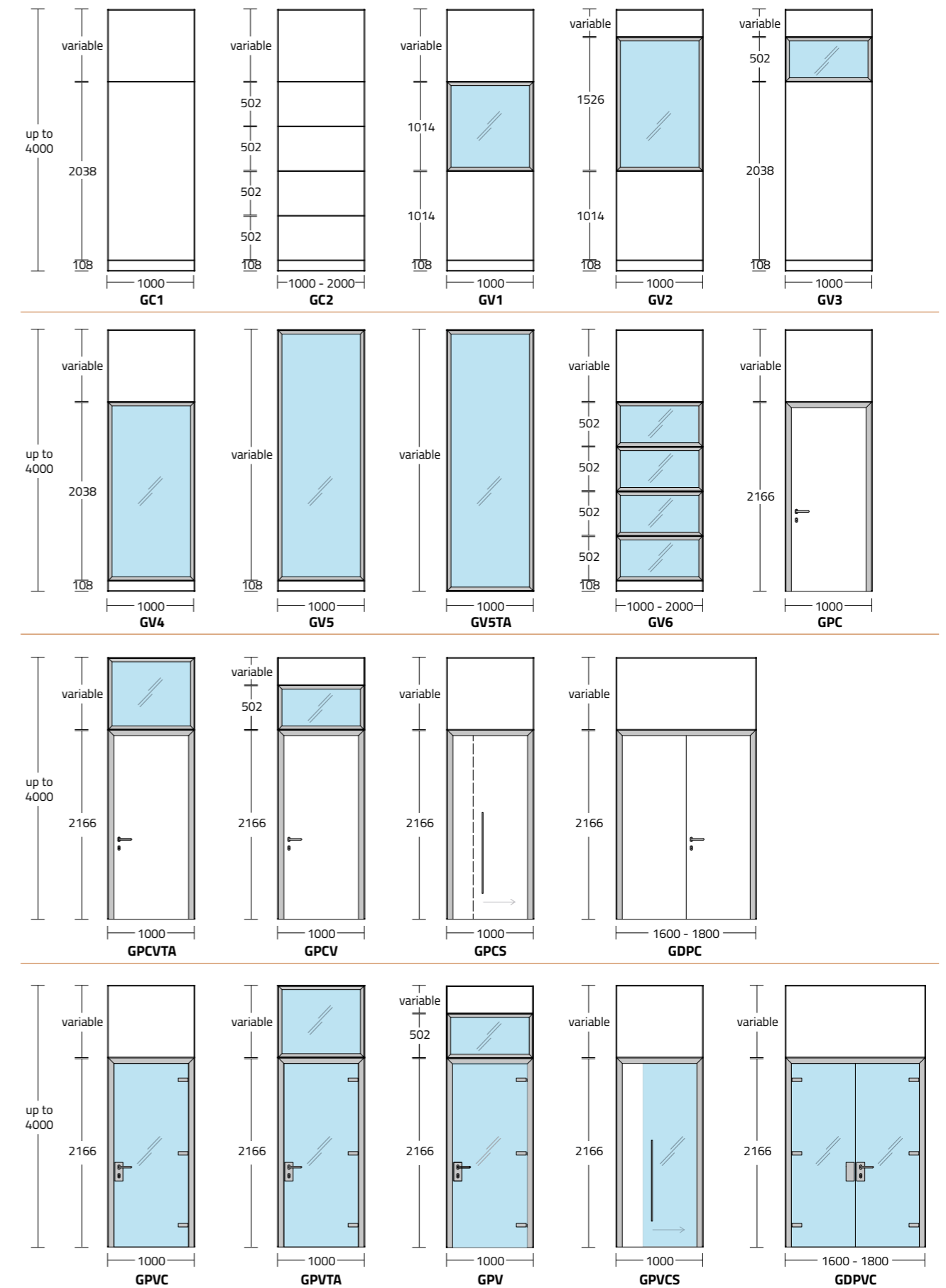
Static stability without the need for ceiling counterforce, easy installation, unlimited configurability.

Stabilità statica senza necessità di contropinta a soffitto, facilità di installazione, riconfigurabile senza limiti.

STRUCTURES STRUTTURE



MODULE ABACO ABACO MODULI



AVAILABLE COLOR FOR PANELS *COLORI DISPONIBILI PANNELLI*



The colour card shown on this page is purely for information purposes; please request samples.

Le cartelle colori riportate sono puramente indicative, si raccomanda la richiesta di campionatura.

TECHNICAL SPECIFICATIONS *SPECIFICHE TECNICHE*

load bearing · <i>resistenza al carico orizzontale</i>	according to standards UNI 10879
resistance of frames · <i>resistenza guide e telai</i>	according to standards UNI 8605/84

TECHNICAL CHARACTERISTICS OF ALUMINIUM COMPOSING ELEMENTS · *CARATTERISTICHE TECNICHE DELL'ALLUMINIO*

alloy · <i>lega</i> 6060/t 5	test UNI 573-3 / UNI 755-2	heat conductivity a 20°c t6 · <i>cond. termica a 20°c t6</i>	175 W/(cm x k)
traction breakage load · <i>carico di rottura a trazione</i>	160 Pascal	specific weight · <i>peso specifico</i>	27 Kg/dm²
yield load limit · <i>carico al limite di snervamento</i>	120 Pascal		


TECHNICAL CHARACTERISTICS OF PANELS · *CARATTERISTICHE TECNICHE DEI PANNELLI*

specific weight · <i>peso specifico</i>	680 Kg/m³	resistance to dry heat · <i>resistenza al calore secco</i>	level 3 UNI 9116
unitary weight · <i>peso unitario</i>	10.88 Kg/m²	variation to light · <i>variazione alla luce</i>	level 5 - UNIPLAST 356/XI
resistance to bending · <i>resistenza alla flessione</i>	16 Newton/mm²	resistance to adhesion · <i>prova di adesione</i>	2,7 Newton
resistance to traction · <i>resistenza alla trazione</i>	0.35 Newton/mm²	surface hardness · <i>durezza superficiale</i>	Level 9H
resistance to abrasion · <i>resistenza all'abrasione</i>	level 5 UNI 9115	resistance to scratching · <i>resistenza al graffio</i>	1.7 Newton
stain resistance test · <i>resistenza alle macchie</i>	level 5 UNI 9114	resistance to dirt · <i>resistenza allo sporco</i>	Level 5
resistance to damp heat · <i>resistenza al calore umido</i>	level 5 UNI 9117	formaldehyde emission · <i>emissione di formaldeide</i>	Class E-1

AVAILABLE COLOR FOR STRUCTURE *COLORI DISPONIBILI STRUTTURE*



AVAILABLE FINISHINGS FOR GLASS *FINITURE DISPONIBILI VETRO*





IDEAL FOR

**hospitals - airports - laboratories
data centres - public environments**

IRON GENESY

High-strength wall partitions system *Pareti divisorie modulari ad alta resistenza.*

The Genesy system of modular and joinable partition walls evolves in terms of safety and hygiene, with the new **steel coated IRON panels**. Fully washable, removable and inspectable IRON panels are ideal for public environments, infrastructures, hospitals, laboratories, canteens and all environments where durable and technological finishing materials are required. IRON steel panels can be treated with special antibacterial paints to ensure maximum levels of environmental quality.

*Il sistema Genesy di pareti divisorie componibili e modulari si evolve in termini di sicurezza e igiene con i nuovi **pannelli IRON, rivestiti in acciaio**. Completamente lavabili, rimovibili ed ispezionabili, i pannelli IRON sono ideali per ambienti pubblici, infrastrutture, ospedali, laboratori, mense e tutti gli ambienti dove sono richiesti materiali di finitura resistenti e tecnologici. I pannelli di acciaio IRON possono essere trattati con speciali vernici antibatteriche così da garantire massimi livelli di qualità ambientale.*



**HIGH RESISTANCE
ALTA RESISTENZA**



**ACOUSTIC ABSORPTION
FONOASSORBENZA**



**HYGIENE & CLEANING
IGIENE & PULIZIA**



**EXTENDED
WORKING LIFE
DURABILITÀ**



**HIGH RESISTANCE
ALTA RESISTENZA**

STEEL COATED IRON PANELS:

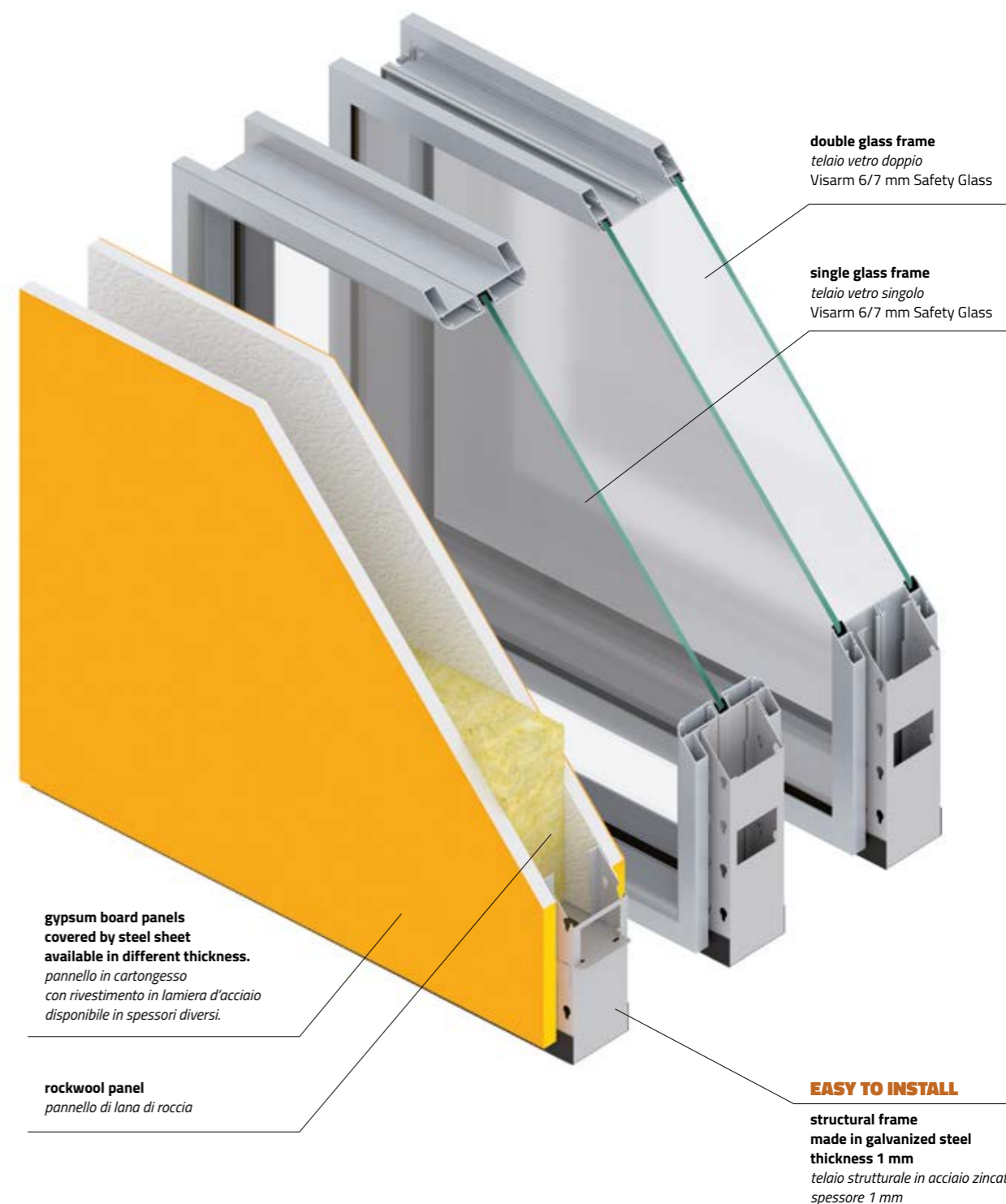
Resistant to fire, chemicals and atmospheric agents: high technology of spacing.

PANNELLI IRON, RIVESTITI IN ACCIAIO:

Massima resistenza a fuoco, agenti chimici o atmosferici: alta tecnologia degli spazi.

IRON GENESY

↑
H MAX 4000 MM



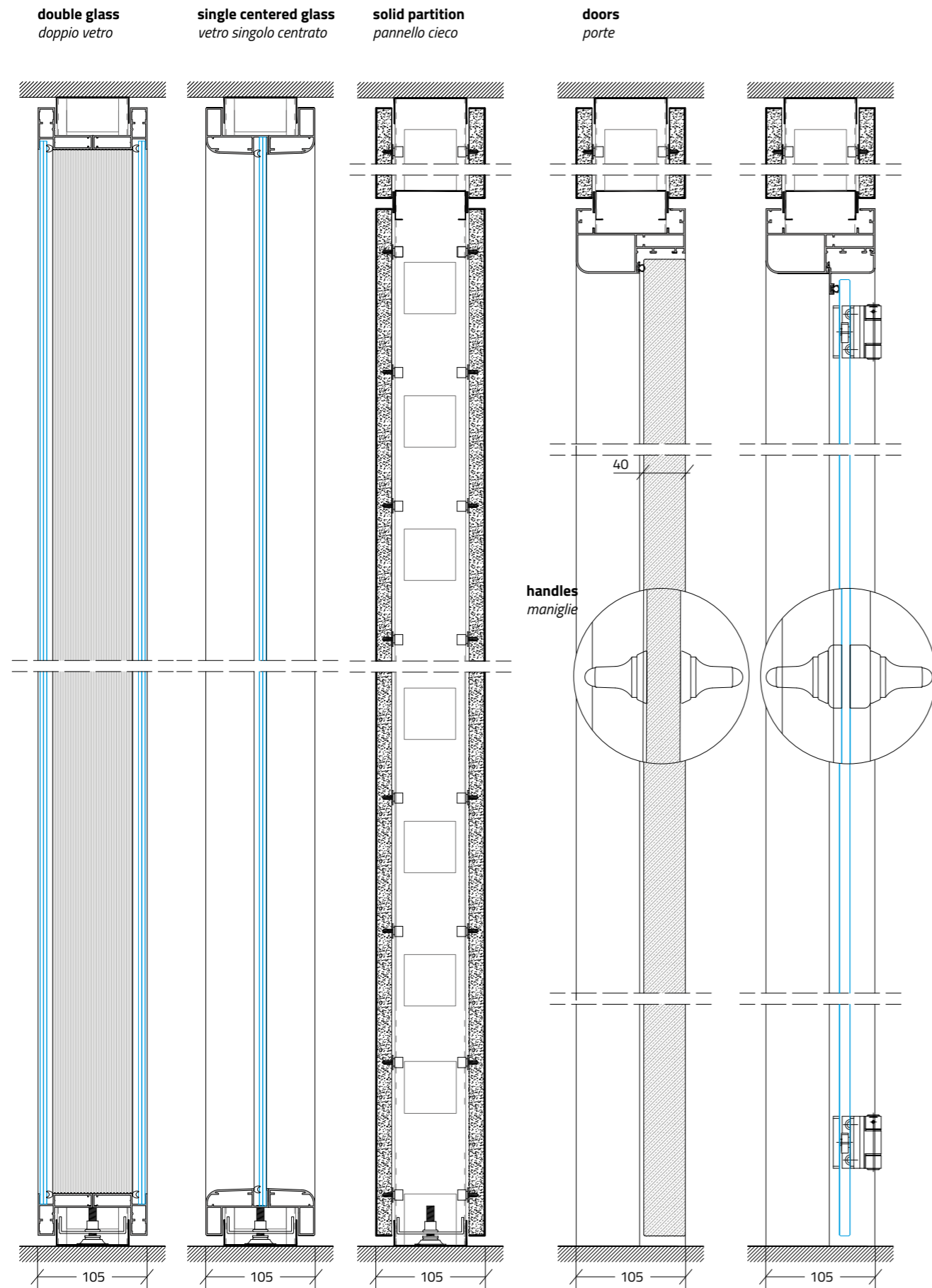
IRON GENESY

A shield against noise, for any type of working environment.

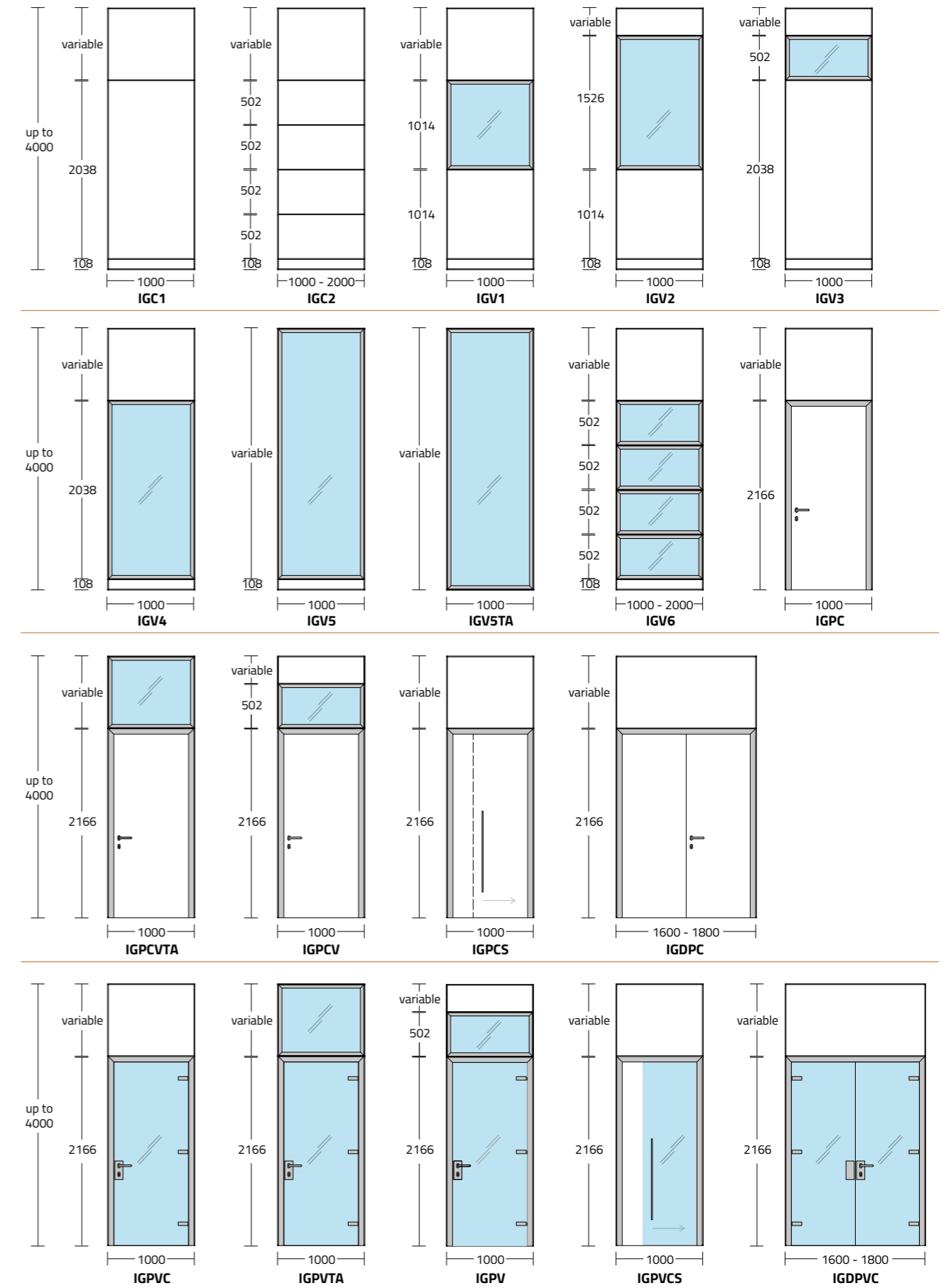
Barriera antirumore per ogni tipologia di ambiente di lavoro.

Wood paint imitation
Finitura imitazione legno

STRUCTURES STRUTTURE




MODULE ABACO ABACO MODULI






AVAILABLE COLOR FOR STRUCTURE *COLORI DISPONIBILI STRUTTURE*



aluminum anodized
alluminio anodizzato



pure white · *bianco puro*
RAL 9010




traffic black · *nero traffico*
RAL 9017




RAL colours
on request · *a richiesta*


AVAILABLE COLOR FOR PANELS *COLORI DISPONIBILI PANNELLI*



white (AS)
bianco




metal grey (AS)
grigio metal



RAL colours
on request · *a richiesta*


METAL WOOD wood imitation paint · *imitazione legno*



SL57 whitened oak
rovere sbiancato



SL56 cherry tree · *ciliegio*




SL252 winchester




SL02 light oak
rovere chiaro



6869 farm maple



SL28 teak



SL39 dark oak
noce scuro

AVAILABLE FINISHINGS FOR GLASS *FINITURE DISPONIBILI VETRO*



trasparent
trasparente



sandblasted
satinato



colored
colorato



silk-screen printed glass
vetro serigrafato



IDEAL FOR

**offices - open space - meeting rooms
technical and medical environments**

WALL SYSTEM

The 'luminous' alternative to plasterboard *L'alternativa "luminosa" al cartongesso*

Modular elements of design and quality in glass, wood and aluminum, to be assembled quickly and directly on site, contribute to the creation of a new interior concept that goes beyond the simple function of division.

Like a resistant interlocking game, Wall System, in fact, allows you to easily compose, move and modify the individual modules according to organisational needs, architectural choices and personal taste.

The interiors are contemporary, elegant and bright, but above all technical and functional.

Elementi modulari di design e qualità in vetro, legno e alluminio, da assemblare velocemente e direttamente in cantiere contribuiscono alla realizzazione di un nuovo concept degli interni che va oltre la semplice funzione di divisione.

Come un resistente gioco a incastro il sistema Wall System, infatti, permette di comporre, spostare e modificare facilmente i singoli moduli in funzione delle necessità organizzative, delle scelte architettoniche e del gusto personale.

Interni contemporanei, eleganti e luminosi, ma soprattutto tecnici e funzionali.



QUICK INSTALLATION
INSTALLAZIONE RAPIDA



ACOUSTIC ABSORPTION
FONOASSORBENZA



LIGHT WEIGHT
LEGGEREZZA



EXTENDED WORKING LIFE
DURABILITÀ



QUICK INSTALLATION
INSTALLAZIONE RAPIDA

Wall System is the system that revolutionises the logic of assembly on site: it simplifies operations and optimises installation times, without sacrificing the versatility of solutions and functions.

Wall System: è il sistema che rivoluziona la logica di montaggio in cantiere: semplifica le operazioni ed ottimizza i tempi, senza rinunciare alla versatilità delle soluzioni e delle funzioni.

WALL SYSTEM
Lardini headquarters - Filottrano, Italy

DEMOUNTABLE PARTITIONS



90° corner
Angolo 90°



3 way joint
Raccordo a tre vie



Joint cover
Coprigiunto



WALL SYSTEM

Soundproofed environments, structures 100% inspectable, integration with advanced climate control, domotics and lighting.

Ambienti acusticamente corretti, 100% ispezionabilità degli impianti, integrazione con sistemi avanzati di domotica, climatizzazione e illuminazione.



WALL SYSTEM
FOR TECHNICAL
AND MEDICAL
ENVIRONMENTS
PER AMBIENTI TECNICI
E MEDICI

The ability to insert special sound-absorbing panels in the cavity and apply insulating glass increases the acoustic performance.

The system is designed to accommodate plumbing and electrical wiring and is fully inspectionable.

The modules are 100% washable.

Possibilità di inserire nell'intercapedine appositi pannelli fonoassorbenti e di applicare vetri isolanti, per aumentare la performance acustica.

Il sistema è predisposto per il passaggio e l'alloggiamento degli impianti e ogni singolo modulo è completamente ispezionabile.

I moduli sono completamente lavabili.

↑
H MAX 4500 MM

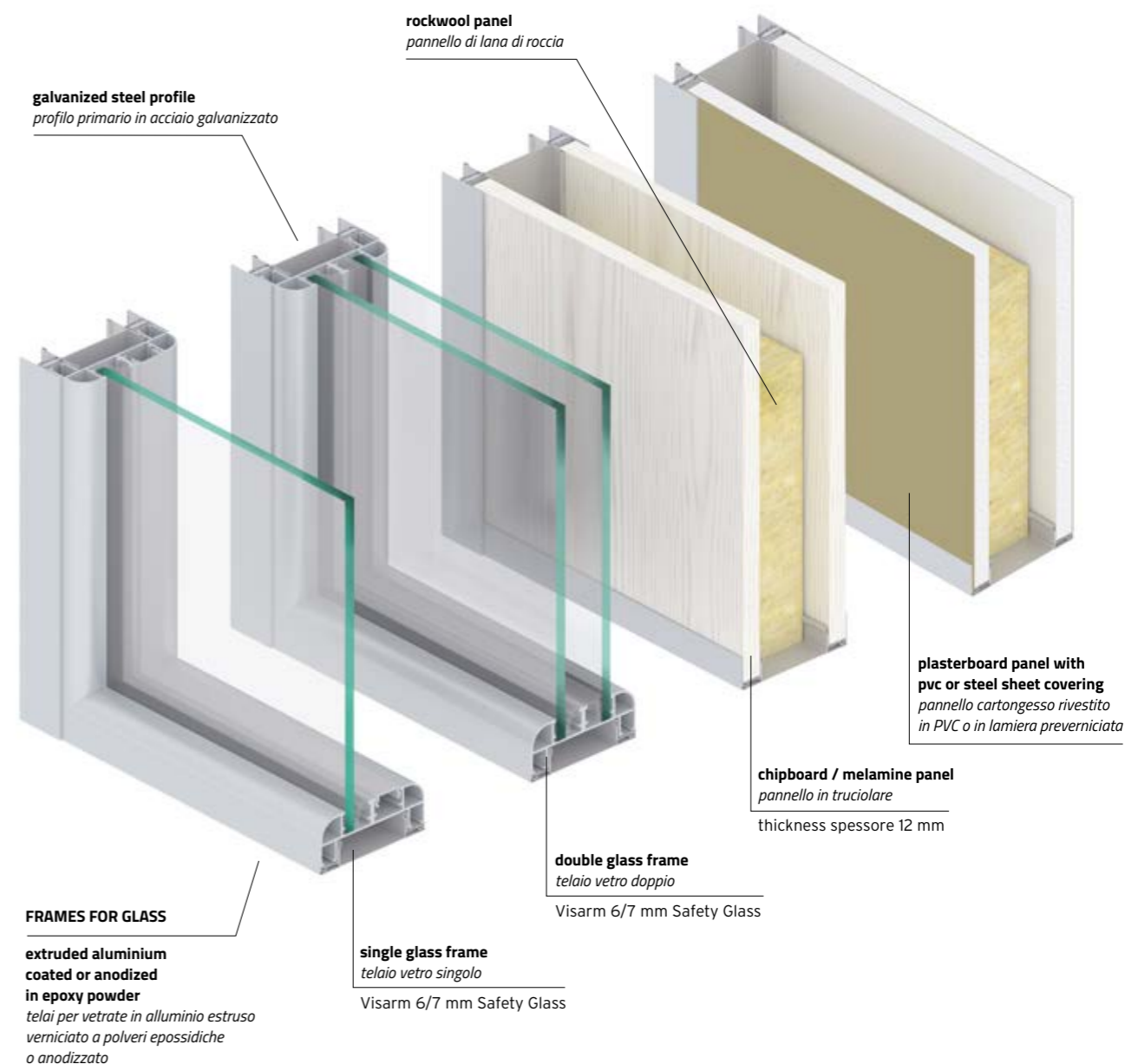
WALL SYSTEM



WALL SYSTEM

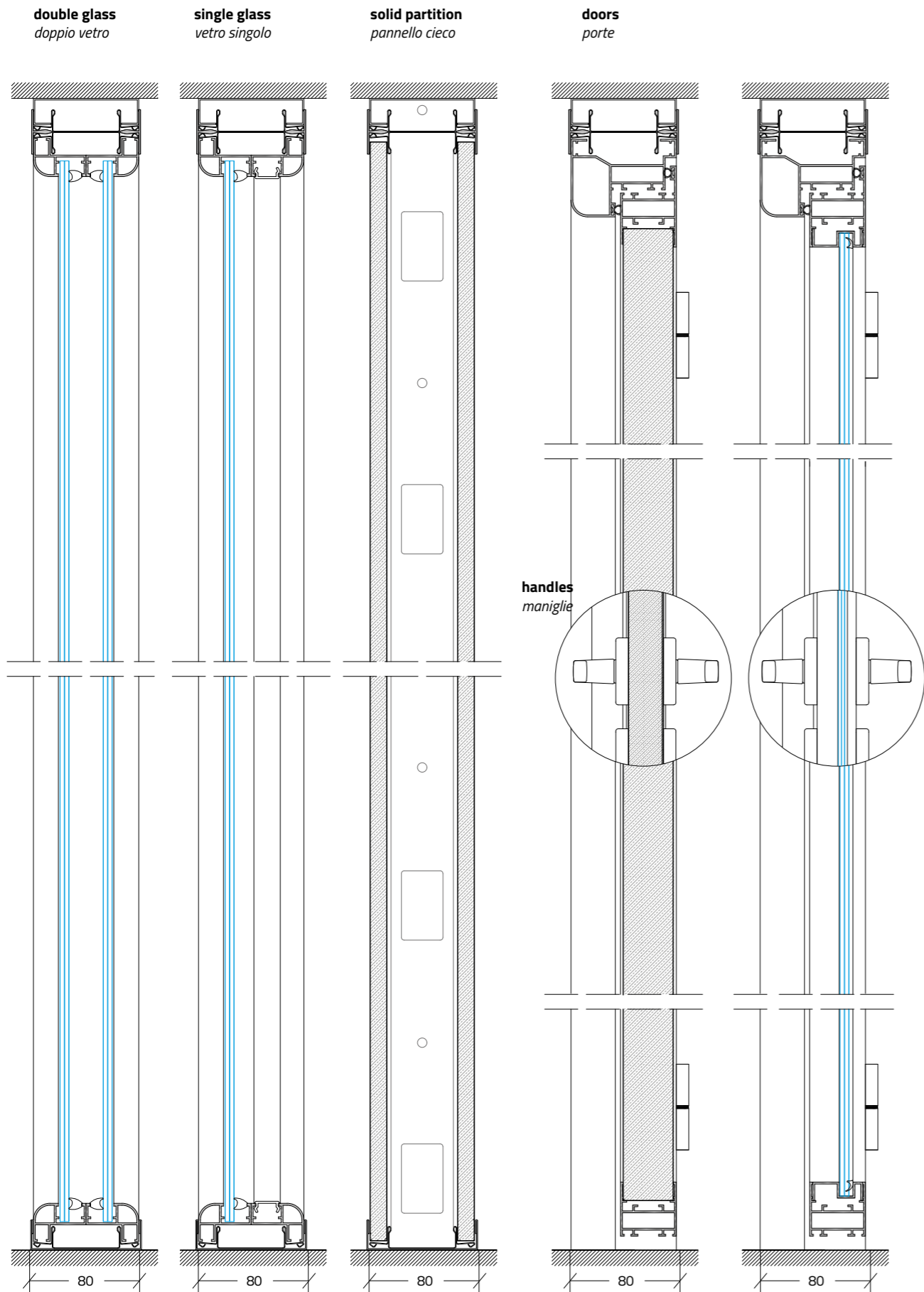
Modular elements to be assembled quickly and directly on site.

Elementi modulari da assemblare velocemente e direttamente in cantiere.

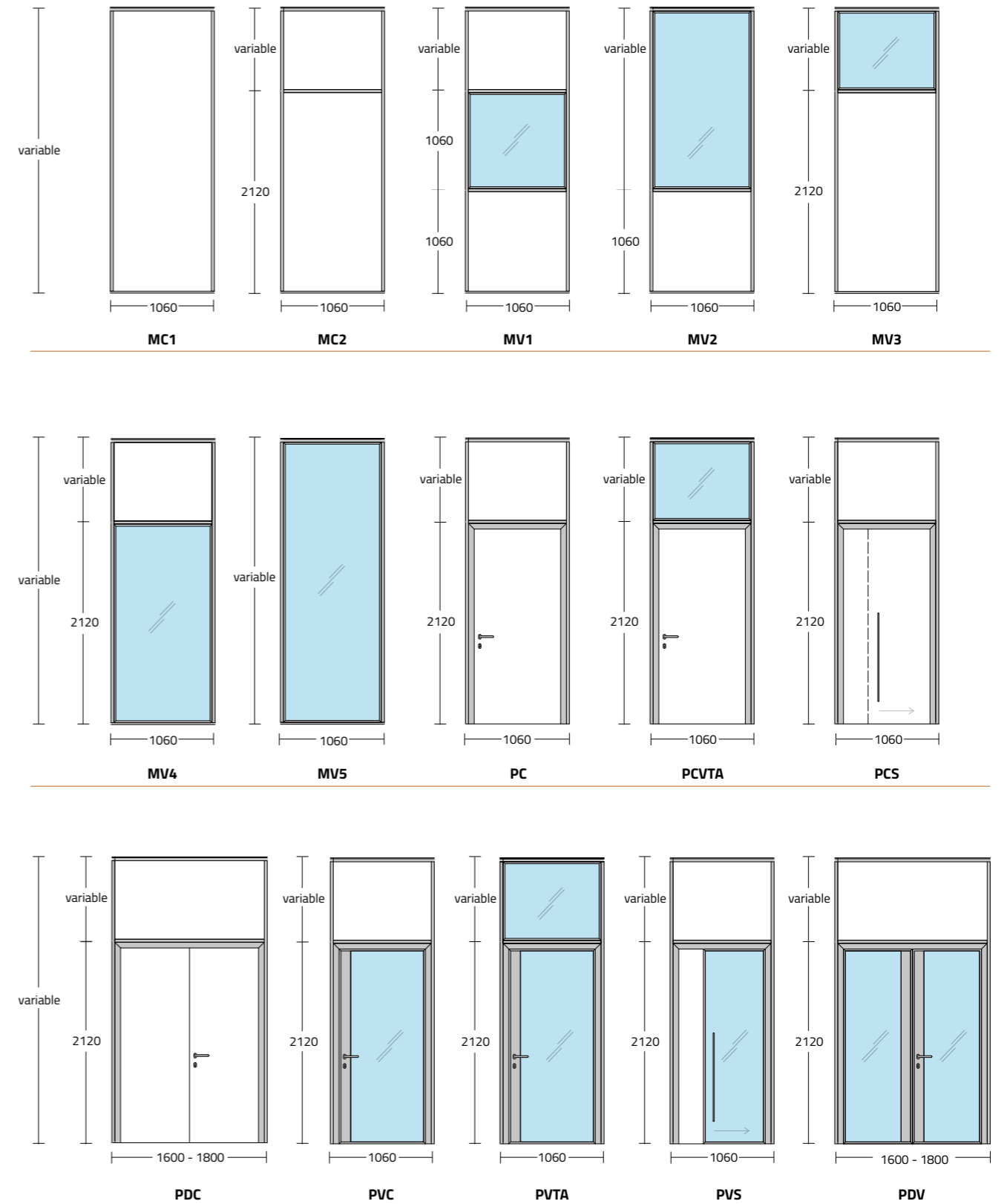


100% STRUCTURES
100% INSPECTABLE


STRUCTURES *STRUTTURA*




MODULE ABACO *ABACO MODULI*



AVAILABLE COLOR FOR PANELS *COLORI DISPONIBILI PANNELLI*



white · bianco



(AS) metal grey · grigio metal

(AS)



aralie D58 · aralie D58

(porolaccato)



grey AP2 · grigio AP2

(porolaccato)




eureka

(tile)



urban elm · olmo urbano

(tile)



faro oak · tabacco

(artlight)



canyon oak · rovere canyon

(artlight)


The colour card shown on this page is purely for information purposes; please request samples.

Le cartelle colori riportate sono puramente indicative, si raccomanda la richiesta di campionatura.

AVAILABLE COLOR FOR STRUCTURE *COLORI DISPONIBILI STRUTTURE*



aluminum anodized
alluminio anodizzato



pure white · bianco puro
RAL 9010



traffic black · nero traffico
RAL 9017



on request · a richiesta
RAL colours

AVAILABLE FINISHINGS FOR GLASS *FINITURE DISPONIBILI VETRO*



trasparent
trasparente




sandblasted
satinato



colored
colorato



silk-screen printed glass
vetro serigrafato



IDEAL FOR

**multiple-purpose environments: hall
meeting rooms · classrooms · open spaces**

FLEXWALL

Modular, flexible, fast installation

Flessibilità, modularità e velocità di installazione

Flexwall: aluminum suspended ceiling panels with a ceiling guide without any floor fixing. Wall elements - panels and doors - can be moved along the guide, enabling rapid reconfiguration of the environments with extreme simplicity. Lightweight and installable on any type of ceiling, and is customizable with different materials and finishes, providing the ideal solution for variable partitions of multiple-site environments: halls, meeting rooms, classrooms, open spaces.

Available versions:

FLEXWALL 50: light version.

FLEXWALL 110: acoustic version.

Flexwall: pannelli intelaiati in alluminio sospesi ad una guida a soffitto, senza alcun fissaggio a pavimento. Gli elementi della parete - pannelli e porte - possono essere spostati lungo la guida, consentendo una rapida riconfigurazione degli ambienti con estrema semplicità. Leggera e installabile su qualsiasi tipo di soffitto, è personalizzabile nei materiali e nelle finiture: la soluzione ideale per la partizione di ambienti a destinazione multipla come hall, sale riunioni, aule, open spaces.

Versioni disponibili:

FLEXWALL 50: light

FLEXWALL 110: acustica.



SLIDING WALLS SYSTEM
PARETI SCORREVOLI



ACOUSTIC ABSORPTION
FONOASSORBENZA



INTEGRATED ACCESSORIES
ACCESSORI INTEGRATI



EXTENDED WORKING LIFE
DURABILITÀ



SLIDING WALLS SYSTEM
PARETI SCORREVOLI

Splitting environments only when needed: wall elements can be moved along the guide, enabling rapid reconfiguration of the environments.

Suddividere gli ambienti solo quando serve: gli elementi della parete possono essere spostati lungo la guida, consentendo una rapida riconfigurazione degli ambienti.

FLEXWALL 110




FLEXWALL 110

The Flexwall 110 units are made of a frame, a sound-proof panel and a double sided finish of laminated or veneer board. The units are suspended on an aluminium rail fitted into the ceiling plane, and available in various finishes.

Il modulo Flexwall 110 è composto da un telaio, un pannello insonorizzante e finiture in laminato o impiallacciato. Le unità sono sospese ad una guida in alluminio installata a soffitto, e disponibili in varie finiture.





FLEXWALL 110





Splitting environments only when needed. *Suddividere gli ambienti, solo quando serve.*
 Reduced thickness and lightness for quick reconfiguration of spaces. *Spessore ridotto e leggerezza, per una veloce riconfigurazione degli spazi.*
 High acoustic barrier, with manual or semi-automatic operation. *Elevata barriera acustica, con funzionamento manuale o semiautomatico.*
 Available in various finishes. *Disponibile in varie finiture.*





FLEXWALL 50

The Flexwall 50 system was designed with the transparent division of rooms in mind. It facilitates the use of simpler, lighter systems which do not take up a lot of vertical space. That is why Flexwall 50 is the most-often-selected system for use in studio flats and apartments. The partition walls consist of 80 – 100 cm wide units and are height-adjustable to fit any room. Units are suspended on a rail installed in the ceiling.

Il sistema Flexwall 50 è progettato per la divisione degli spazi, nel segno della trasparenza e della luminosità. Moduli semplici e leggeri, facili da movimentare, a limitato ingombro verticale: una soluzione ideale per gli ambienti di lavoro o pubblici quanto per appartamenti e monolocali. Il modulo Flexwall 50 è a base 80 o 100 cm, regolabile in altezza per adattarsi a qualsiasi ambiente, e sospeso al soffitto tramite una guida.


FLEXWALL 50 Reduced thickness and lightness for quick reconfiguration of spaces.
Spessore ridotto e leggerezza, per una veloce riconfigurazione degli spazi.



FLEXWALL 110 High acoustic barrier, with manual or semi-automatic operation.
Elevata barriera acustica, con funzionamento manuale o semiautomatico.



ACOUSTIC ABSORPTION FONOASSORBENZA

	FLEXWALL 50	FLEXWALL 110
 soundproof insulation · <i>isolamento acustico</i>	Rw 33 dB	up to Rw 54 dB

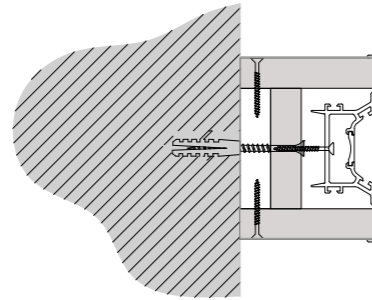
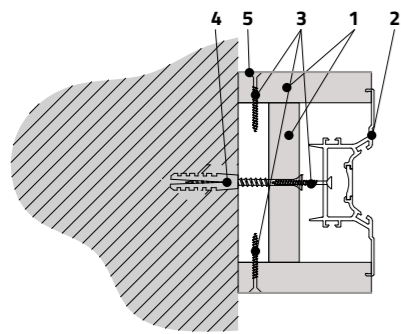
TECHNICAL SPECIFICATIONS SPECIFICHE TECNICHE

panel thickness · <i>spessore pannello</i>	50 mm	110 mm
weight · <i>peso</i>	22 - 28 kg/m ²	36 - 43 kg/m ²
module width · <i>larghezza modulo</i>	800 - 1000 mm	800 - 1000 mm
construction · <i>tipologia costruttiva</i>	tongue & groove	tongue & groove
frame colour · <i>colore telai</i>	anodised aluminium · <i>anodizzato</i>	anodised aluminium · <i>anodizzato</i>
suspended · <i>sospensione</i>	1 / 2 points · <i>1 / 2 punti</i>	1 / 2 points · <i>1 / 2 punti</i>
doors · <i>porte</i>	single · <i>singola</i>	single / double · <i>singola / doppia</i>
operation · <i>operazione movimento</i>	manual · <i>manuale</i>	semi automatic / manual · <i>semiautomatico / manuale</i>

STARTING ELEMENT-END WALL ELEMENTI DI INIZIO-FINE PARETE

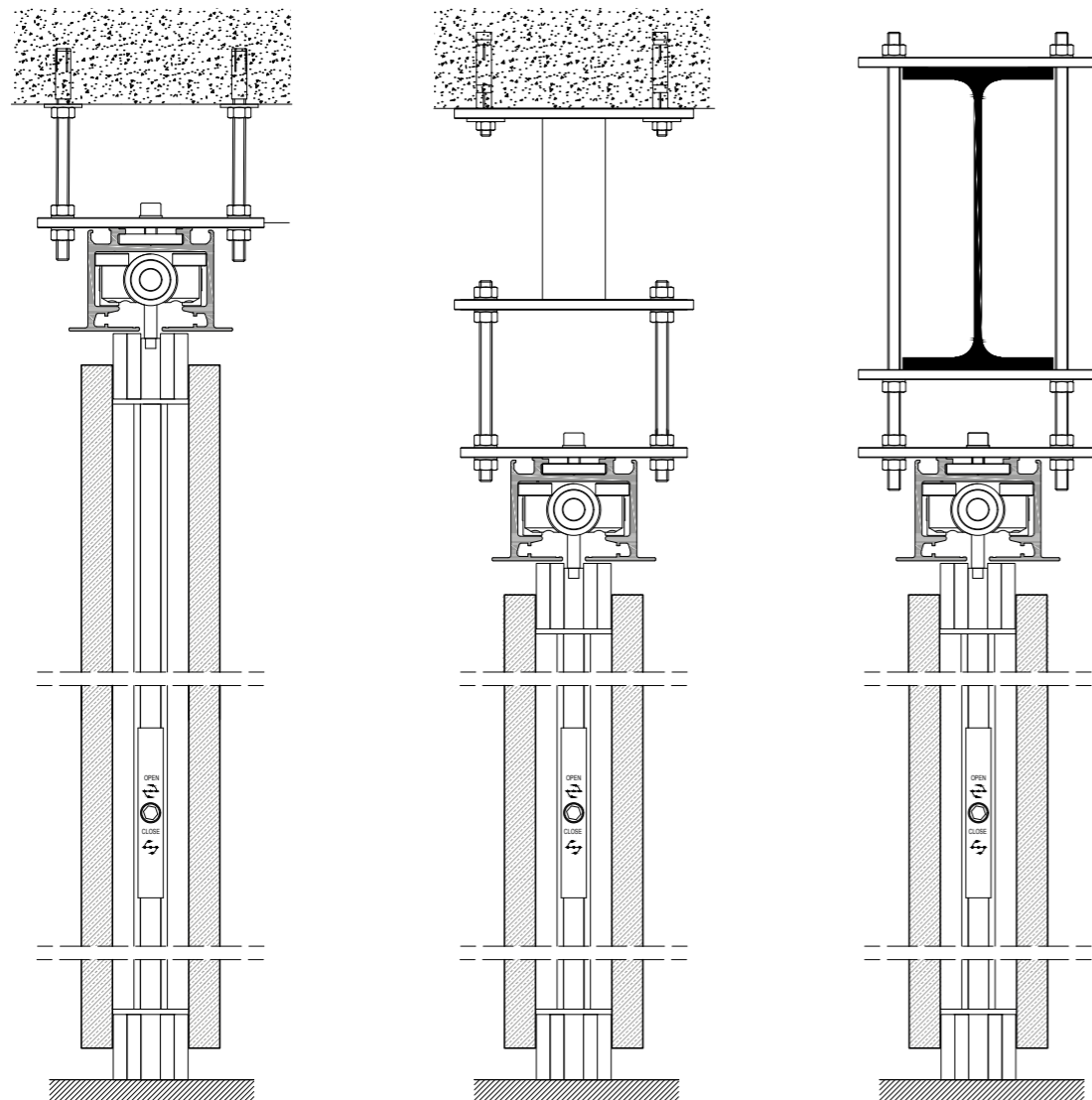
concealed *struttura nascosta*

standard *struttura a vista*




- 1 Melamine chipboard panel *Pannello nobilitato melaminico*
- 2 Extruded aluminium profile *Profilo in alluminio estruso*
- 3 Screw *Vite*
- 4 Dowel *Tassello*
- 5 Melamine chipboard panel *Pannello nobilitato melaminico*

SUSPENSION SYSTEMS SISTEMI DI SOSPENSIONE



AVAILABLE COLOR FOR PANELS COLORI DISPONIBILI PANNELLI



U570 white porcelain



U540 stone grey



D3810 nice walnut



D1917 milan ash



D1926 moscow ash




D3191 cracow elm

*other colors available under request - *altre finiture a richiesta*

AVAILABLE COLOR FOR STRUCTURE COLORI DISPONIBILI STRUTTURE



aluminum anodized
alluminio anodizzato



pure white · *bianco puro*
RAL 9010



RAL colours
on request · *a richiesta*

Having over
35 years of
experience and
a network of
partners all over
the world, allow
us to take care
of the realization
of your complex
construction
projects.

ANGOLA

The Financial City › *Talatona* · Chicalamar Building · Kimpavita Offices › *Luanda*

AZERBAIJAN

Aquatics Center European Games · Offices Business Park · Haydar Aliyev Airport › *Baku*

BANGLADESH

Grameenphone › *Dhacca*

BELARUS

Byelorussian Steel · Works BMZ · Mozyr Oil Refinery MNPZ · Gomeldrev Js · Gomeglass › *Gomel* · Heat station n°5 · National Bank of Belarus › *Neman* · Byelorussian Steel Works › *Zhlobin* · JSC Grodno Azot › *Grodno* · Heat-Electric Generating · The Mobile Telesystems Joint LLC › *Minsk* · Fe Velcom › *Minsk and others cities* · Rue Beltelecom Minsk › *Mogilev and others cities*

BELGIUM

A.G.C. Glas Company › *Gosselies* · Les Portes du Lion › *Waterloo* · Eco Power › *Ham* · Vanreyschoote › *Sint Denijs Westrem* · Zottgem Sanitary › *Zottegem* · Notre maison › *Louvain-La-Neuve* · Connect Immo › *Namur* · ESA › *Redu* · ABN Amro Bank · Antwerp Trainstation · Atlas Copco · MSC Station › *Antwerp* · Ikaros · Diabolo › *Zaventem* · DP World · Antwerp Gateway · European Space Agency · Redu Electrawinds › *Oostende* · Infrabel · Samsonite · *Oudenaarde* · Siemens · Omnicem › *Wetteren* · Kronos L'Oreal · VRT Waterfront offices · Unizo · Cortenberg 107 · Elimo › *Brussels* · Court Of Justice · OTC · Arcelor Mittal · Gerechtsgebouw › *Ghent* · Telenet › *Mechelen*

BULGARIA

Vision Hospital › *Sofia* · Biovet JSC › *Peshtera* · Municipality of Dalgopol · Sports Hall · Varna Airport › *Varna* · Devnya Cement › *Devnia* · Info center · Grawe Office Building › *Sofia*

CROATIA

Ict King Buzin · Immorent business center Instrumentarija business center › *Zagreb* · Imobilia Tehno Iii & Iv · Otok M-San residential and business center › *Rugvica* · Komunalac business center › *Samobor*

CYPRUS

Tsys Offices At Annex · Trust Building › *Koustais* · Demetra Ependitiki · Panicos Nicolaides Offices Consulco Project · Rik · Crestpoly Building · Cyta · Shiacolas Elmeni Cycleair H&D · Mavrommatis building · Renaissance · National health services · Nicolaides building · Air Control Building · Hadjihannas · Alpha Bank · Popular Bank · Hellenik Bank · Jcc Credit Card · Clearance Centre · Rai Consultants · Stock Exchange Market University Of Nicosia Water Board Department A.G. Papaellinas Offices · Land Registry Of Nicosia · General Hospital · Cyprus Telecommunication Authority · Zefix › *Nicosia* · Lofitis Business Center › *Medstar* · Interorient › *Limassol* · Larnaca Airport · Laiki popular bank · Aek offices Insurance Company Of Popular Bank · Popular Bank District Office Agios Iazaros › *Larnaca* · Electricity Authority Substations › *Platres and Nicosia* · Athinodorou Business Centre › *Paphos*



Campus Palmas Altas · Seville, Spain

The first building in Europe to be awarded the PLATINUM LEED certification in 2009

ANGOLA
AZERBAIJAN
BELGIUM
BULGARIA
BANGLADESH
BELARUS
CROATIA
CYPRUS
EGYPT
EQUATORIAL GUINEA
ESTONIA
GREECE
HUNGARY
ICELAND
IRAQ
IRELAND
ITALY
JORDAN
KAZAKISTAN
KUWAIT
LATVIA
LEBANON
LITHUANIA
MALTA
MEXICO
MOROCCO
MOZAMBIQUE
NEW ZEALAND
NIGERIA
PAKISTAN
PORTUGAL
QATAR
ROMANIA
RUSSIA
SAMOA
SAUDI ARABIA
SERBIA
SLOVAKIA
SLOVENIA
SPAIN
SWITZERLAND
TUNISIA
TURKEY
UAE
UKRAINE
UNITED KINGDOM
UNITED STATES
YEMEN



The Mark Office Tower · Bucharest, Romania



Qatar Olympic Sport Museum Qosm At Khalifa Stadium · Doha



Mill Park Cognizant offices · Budapest, Hungary



Japanese University · Alexandria, Egypt



Memorial Hermann Medical Plaza · Houston, USA



Openville · Timisoara, Romania



Coop hypermarket · Terni, Italy



Aston Building · Košice, Slovakia



Officine Garibaldi · Pisa, Italy



Equilibrium Office Tower · Bucharest, Romania



Hotel Hilton · Tallin, Estonia



Comune di Livorno · Livorno, Italy



Conad hypermarket
Ancona, Italy



EGYPT

Japanese University · Edf Electricità
De France · Alexandria · Mercedes-Benz
Showroom El Dokki District · Media Production
City · Administrative Premises for Egyptian
Banks Company (EBC) · Egyptian General
Intelligence · Milks Company · National
Egyptian Bank · Burj Al Arab Branch · Arab
Investment Bank · Minya Governorate Branch
Arab Investment Bank: 5th District Branch,
Al About District Branch, Al Arab Mall Branch
6th October City · Export Development Bank
of Egypt · Shobra District Branch · Ahly United
Bank · Bloom Bank · Cairo Airport · Cib Bank
· Cairo · Marsa Matrouh · Hurghada · Aswan
Sport Stadium · Aswan City · Nile Sat
Extension Building · October City

EQUATORIAL GUINEA

Sipopo Congress Center · Malabo

ESTONIA

Conference center Maakri tn.19 · Hotel Hilton
Strategic Communication Centre · Hansapank
Server Building · Tallin

GREECE

Cosmote office building · OPAP office
building · Aspropyrgos office building ·
Dol office building · Glyfada office building ·
Opera House · Eurobank Head Quarter ·
Regency Casino Mont Parnes · S&B Industrial
Minerals S.A. Tennis Pavilion · Olympics 2004
Yamaha Building · Athens · Opera House ·
Technical School Of Kalamaria · Thessaloniki

HUNGARY

Promenade Garden offices · Mill Park
Cognizant offices · Budapest

ICELAND

Isavia Airport authorities · Orkubú Vestfjarða
Ossur head office · Mjólkursamsalan
company Ríkisútvarpið · State Television
Lýsi hf · Íshúsfélag Vestmannaeyja plant
Municipal office in Greenland · Reiknistofa
bankanna · IT service head office ·
Íbúðalánasjóður · Housing Financing
Fund office · Bp Head office · Reykjavik

IRAQ

Çalik Holding

IRELAND

Langan Quay Office Development
· Belfast · Cherrywood Block F ·
Shop On Liffey Street · Dublin · City Gate
Business Center Mahon · Cork · City Square
shopping centre · Student Accomodation
Waterford Institute · Waterford

ISRAEL

Galil Medical · Boston Scientific BTG Group
Offices · Yokne'am Illit

ITALY

Sala Asia Poste Italiane · Palazzo di via
del Serafico 200 · Palazzo Italia · Pontificio
Collegio Americano in Vaticano · Nuova
stazione Tiburtina · Banca Popolare di
Vicenza · Roma · Sede Amazon · Bosch Italia
Siderurgica Latina Martin Spa · Gesa Vending
· Milano · Istituto Zooprofilattico Sperimentale
Sige Spa · Ancona · Sala Danza Liceo Pascal
· Pompei (NA) · Cejn Italy · Sesto San Giovanni
Unigrà Srl · Conselice (RA) · New Efore ·
Osimo · Coop · Terni · Conad · Pescara · Centro
Polifunzionale di Campotenesse · Parco del
Pollino Calabria · Comune di Livorno · Ufficio
Anagrafe · Livorno · Officine Garibaldi di Pisa
· Pisa · USL Teramo · Teramo · Hops! birreria
F.lli Simonetti Spa · Civitanova Marche ·
Teatro Acca · Montella · Nuovo Auditorium
· Camposanpiero (PD) · Istituto Patriarcale
del Vaticano · Venezia · Enel SpA · Energy
Resources · Jesi · Ferrero SpA Office Building
· Alba · Infissi Design · Treia · Elerico Home
· Recanati · Liomatic · Rieti · Colonna Park Hotel
· Porto Cervo · Studio Brunetti e Catanossi ·
Sistema Edilizia Perugia · Scai · Perugia ·
Hotel Le Grotte · Genga (AN) · Pineta Hotel
· Monsano (AN) · Villa Rugani · Siena · CPF
Costruzioni SPA · Firenze · Marcelloni · Terni ·
Cepu · Villaggio Olimpico Sestriere · Lavazza
SpA · Torino · Serrature Meroni · Lentate sul

Seveso (MI) · Glem Gas · Modena · Associazione
Industriali · Reggio Emilia · Customs offices port
· La Spezia · Colonnara Park Hotel · Porto Cervo
Security Offices · La Spezia · Findomestic ·
Assilichi Spa · Firenze · Novartis SpA · Siena ·
Sandy caffè · Arezzo · Ufficio Anagrafe · Pistoia
Interporto · Chieti · Bacchicocchi · Somacis
Group · Castelfidardo (AN) · Banca d'Italia · Terni
Camera di Commercio · Lucca · Piaggio SpA
· Pontedera · Ospedale di Todì · Todì · Office
Development · Pisa · Fellowes Leonardi Spa
· Camerano (AN) · Elica Spa · Fabriano · Ferro
Adriatica Spa · SMA Rinascente Group · Osimo
Agroalimentare Monaldi Spa · Ascoli Piceno ·
Cartechini Argenterie · Corridonia (MC) · Bieffe
Spa · Sapore di Mare Spa · Macerata · Cort
House Office · Tolentino (MC) · Di.Ba · Pesaro ·
Cepu · Città di Castello (PG) · Hospital of Andria ·
Andria (BA) · Banca Popolare · Università di Bari
· Bari · Università di Foggia · Foggia · Antonio
Capaldo Spa · Avellino · Oleificio Rocchi · Lucca ·
Azienda Ospedaliera Rummo · Benevento · Enel
· Caserta · Futura Line Industrie · Alenia Spa ·
Capodichino Airport · Centro Commerciale CIS
Centro Commerciale Mandi · Corallo Oromare
Project · Poste Centrali · Il Tarì Project · Intesa
Bank · Napoletanagas Spa · Porto di Napoli ·
Sanpaolo IMI Bank · Alenia Spa · Regione
Campania · Tribunale · Uffici Inail · Napoli ·
Telecom SpA · Palermo · Università di Fisciano
· Salerno · Ospedale di Matera · Matera · Call
Centre · Enna · Life Guard · Catania · Azienda
Ospedaliera Papardo · Messina · Base Nato ·
Sigonella (CT) · Tribunale di Siracusa · Siracusa



Cosmote head quarter, Karela Office Park · Paiania, Greece
The first building in Greece to be awarded the Gold Level of LEED certification in 2013

JORDAN

Telecom › *Shaban* · Crowne Plaza Dead Sea Resort › *Swemeh* · Arab Islamic Bank Jordanian–Syrian border–Jabber · Army Financial dept · Housing Bank · Communication board › *Amman* · Mafrag Military Hospital › *Al Mafrag* · Housing Bank › *Salt Gate & Aqaba Br.*

KAZAKHISTAN

Astana Expo 2017 · KazMunayGas › *Astana* Almaty Metro › *Almaty* · Broadcast relay station › *Semey* · Kaztelradio › *Ridder*

KUWAIT

Kuwait National Petroleum Company › *Al Ahmadi* · The Training Vocational Institute for Girls › *Al-Jahra* · Kuwait National Guard · Kuwait Institute of judicial & Legal Studies Wataniya HQ · KIPCO Tower · KOC Fire Station · Ministry of Health · PAAET project Arabization Medical Center · KISR Admin building · KOTC Building · Ministry of Public Works › *Safat* · Khlijia Tower Gulf Consult · New Japanese Embassy · Mushrif · Middle East Digital Communication · Symphony Complex Project › *Salmiya* · Mubarakiya Tower Kuwait Airport · Kuwait University · Khlijia Tower · Gulf Consult · Koc · Kuwait Oil Co. Artaal Office Project · Al Bahar Tower Al Dhow Tower › *Kuwait City*



Famfa Oil Tower · Lagos, Nigeria

Swan Office Park · Bucharest, Romania
Winner of the RoGBC Green Building Project of the year award · 2011**LATVIA**

Riga Forest School · International Airport › *Riga*

LEBANON

Future TV › *Beirut*

LITHUANIA

Eika Business centre · Green Hall 2 · Baltijos Gildija · Apranga Office · Ainava Project Problematika Project · Park Town · The Museum Of Genocide Victims › *Vilnius* Magnum business center · Kauno Dokas · Shopping center Molas · Business Centre 349 › *Kaunas*

MALTA

Life Sciences Park › *San Gwann* · Malta Information Technology Agency (MITA) › *St Venera* · Wurth New Premises › *Zebbug* · Vodafone Offices · Aps Bank › *Swatar* · Melita Cable Plc › *Madliena* · The Point Commercial Centre › *Tigne* · University Of Malta · ICT Faculty Building › *Msida* · Go Plc › *Marsa* · Connection Café · Malta International Airport · Malta Air Traffic Control (MATS) › *Luqa*

MOROCCO

Morocco ONE · Marine Royale · Direction des statistiques › *Rabat* · OCP Group › *Safi/ Youssoufia* · Amendis › *Tétouan* · Sevam › *Casablanca* · Jeers Industrie /Novatis Group › *Berrechid*

MOZAMBIQUE

Eni Headquarter › *Maputo*

NEW ZEALAND

Half Moon Bay · Kingsway College · Pakuranga Library · Birkenhead Library · Botany Clinic Albany Office Park · St Margaret's College · Unitec Institute of Technology · Extreme › *Auckland* · Christchurch Hospital › *Christchurch* · Alpha Pharmaceuticals › *East Tamaki* · Cameron Road › *Tauranga* · Furniture City · City Fitness Hamilton · MOE › *Hamilton* · City Motor Group · Gilmore Brown › *Whangarei*

NIGERIA

Famfa Oil Tower › *Lagos* · CBN Central Bank of Nigeria · Head quarter › *Abuja*

PAKISTAN

Office Complex › *Karachi*

PORTUGAL

Miranda Law Firm › *Lisbon* · Casa da Calçada Hotel › *Amarante* · PNB Building › *Braga* · Royal Óbidos Spa & Golf Resort › *Óbidos* Casfil Headquarters › *Santo Tirso* · Trielle

Offices › *Aveiro* · Enviroil Offices › *Chamusca* Tecmaia · Science and Technology Park › *Maia* Project Raeye · Atlantic Network of Geodynamical and Space Stations › *Santa Maria, Azores* · Novo Banco – Agencies › *Coimbra and other cities* · Fidelidade Insurance · *Lisboa* · Gaia City Hall · Data Center › *Gaia* · Borgwarner Production Plant › *Viana do Castelo* Edp Ribeiradio – Ermida Dam › *Sever do Vouga* · Ctt Post Office › *Coimbra* · Epimetheus Offices · AVIZ Building Porto Business School National Union of Bank Employees · *Sã Carneiro Airport* › *Oporto* Portucel · Data Center › *Figueira da Foz* · Nato Operational Command · Data Center › *Oeiras*

QATAR

Lusail Office Tower (COM 18) · Qatar Olympic Sport Museum Qosm At Khalifa Stadium · Qatar Petroleum District Qpd Tower 10 Noc Tower · Qiib Qatar International · Islamic Bank Gulf Mall Building › *Doha* · Qatar Petroleum hoffice · Al Samerya Tower Le Mirage Hotel Beach House · Urbacon Co. Head Office · MOI Criminal Department · Al Duhail Police Complex · QP Main Serve Room Abu About Area · Living In Car ShowRoom · Industrial Area · Ooredoo Office · 14 Sever & Qtel Rooms Guard House at Qatar University · Gulf east trading & contracting West bay Area · Al Faisal Tower · Qatar University · Room lekhiya stadium · Qatar General Insurance World Trade Center Tower · QP Tower · Club House Al Wajba › *Dukhan Area* QGIRCO Branches at Murra & Al Khore area Project › *Al Khour*

ROMANIA

Tiriac Tower Buzesti Olympic Swimming Pool Project · One Tower One Floreasca City · Equilibrium Office Tower The Mark Office Tower · Campus 6.2 6.3 · Campus 6.1 Office Tower · Stefan cel Mare Building · AFI Business Park · Interio Eurobank · HP Hewlett Packard · Kandia Chocolate Factory · Piata Vitian · Dagesh Group Constructi · General Construct · Swan Office Park · Cascade Park › *Bucharest* · Openville › *Timisoara*

RUSSIA

Airport Kurumoch › *Kazan'* · Mission Control Center › *Korolev city* · Lesoparkovaya metro station · Park Pobedi metro station · Zhulebino metro station · Yandex Office · Silver City Project · Panasonic · Rosnano Office · Yandex Office › *Moscow*



Lusail Office Tower (COM 18) · Lusail, Qatar



Magnum business center · Kaunas, Lithuania



University of Nicosia · Nicosia, Cyprus



Aquatics Center, Baku · Azerbaijan



Nestlé E2V · La-Tour-de-Peilz, Switzerland



Qatar Petroleum, WTC · Doha



Office Biovet · Peshtera, Bulgaria



Nespresso · Romont, Switzerland



International Airport · Riga, Latvia



Noc Tower, Qiib Qatar International Bank · Doha




Queen Mary University · London, UK



New line 9 metro · Barcelona, Spain



Astana Expo · Kazakhstan



Nespresso · Romont, Switzerland

Conference center, Maakri · Tallin



Sipopo Congress Center · Malabo, Equatorial Guinea



Uffici Inail · Napoli, Italy



Nuova stazione Tiburtina · Roma, Italy Doha



Tiriac Tower Buzesti · Bucarest, Romania



SAMOA

Bank of Samoa H/O · Apia

SAUDI ARABIA

Faculty of Science College · Support Academic area · National Guard · Mobily offices · Argaam 3M Offices · Nat · Pfizer · Souq.com · Riyadh Bank · Deanary Building Imam University · ANB Bank · Riyadh · Transportation building · Qassim University Dental college · Qassim Bureda - Ksa · NT3 Naval base · Jeddah · Ksa · Girls college Al Khabji · Girls college Nariyah · Dammam University · Dammam · Ksa · Qassim University · Riyadh · Pfizer Offices · Jeddah

SERBIA

Municipality of Rakovica · Belgrade · FIAT · Kragujevac

SLOVAKIA

Aston Building head quarters · Offices Buiding · Kosice

SLOVENIA

Eda center · Nova Gorica

SPAIN

Instituto de Enseñanza les Reus · Tarragona International Airport · Valencia · New line 9 metro · Illacuna New Business Park · Design Center Library · Vopi · Barcellona Girona University · Girona · Campus Palmas Altas · Tecnology Park Palmas Altas · Sevilla Alei Center Office Complex · Malaga Maillorca Hospital · Maillorca · Banco Mare Nostrum (Bmn) Caixa Penedes · Corporate headquarters Expansion · Vilafranca

SWITZERLAND

CEJN Ag · Swiss headquarters · Cham · Nestlé E2V · La Tour-de-Peilz · Nespresso · Romont STG Creation Precigems · Satigny · UBS Rhône · Rolex Offices · Geneve

TUNISIA

Tunis Carthage International Airport Tunisiana · Orange · Tunisie Telecom · Siemens · STEG · Ekon · Carthage · Tav Aéroport Hammamet Enfidha · Aéroport de Monastir · Carrefour · Henkel · Total · Tunisi

TURKEY

Yildirimlar Holding · Akplaza Istanbul Municipality · Isbank New Head Quarter Çalık Holding Irak · Anadolu insurance headquarter · Yapı Kredi Plaza · Vodafone Tuzla Mtx Building · Tekfen · Levent Office Building · Tfkb Bank · Tophane Center

Management Building · Turkish Ground Forces · Yıldız Teknik Üniversitesi Davutpaşa Teknopark · Mercedes Benz · Bosch Termoteknik Genel Müdürlüğü · Simeks · Garanti Koza · Nt Headquarter · Opet Genel Müdürlüğü · Helis Metro Yapı · UTS Makine Kalıp Yönetim Binası · Doğuş Teknoloji; Kristal Kule · Tekstilbank Genel Müdürlüğü · Anadolu Sigorta Genel Müdürlüğü · Çalık Holding Iraq Borsa Istanbul Data Center · Metro Gross market · Vodafone · T.B.M.M. · Peugeot Genel Müdürlüğü · Herball Life · Vodafone Esenyurt Garanti Bankası · Eczacıbaşı · Tnt · Akfirat

Çalık Holding A.Ş. · University Of Economy · Izmir · Tekfen Office Building · Kağıthane Mercedes Benz · Bahcesehir · Aksaray / Hoşde-re Management Building · Doğuş İnşaat Ayazağa/Istanbul · Çalık Holding A.Ş. · Irak Power Plant · Bosch Çerkezköy · Garanti Bankası · Kredi Kartlar Birliği · Tübitak Uekae Yk Bank · Yapı Kredi Plaza/Banking Base · Clariant · Yapı Kredi Bankası · Atatürk Airport · Institute of Technology Turkcell · Gebze

UKRAINE

IQ Business Centre · Kiev



One Tower - One Floreasca City · Bucarest, Romania

Holding Building · Hurriyet Media · Maslak · Haci Omer Sabanci Holding · Ibm · Eczacibi Yıldız Tekno Park · Tskb Bank · Asja Bank · Avea Telecom · Garanti Koza · Koza Plaza Kutuk Mermer · Renault Bursa · Istanbul Turkcell Data Center · Beyoğlu · Akbank Departments (All over Türkiye) · Tskb Bank · Tophane Bepaş (İstikbal & Bellona) Garanti Bank Branch Over Turkey · Tnt Management Building · Ümraniye · Silkar Holding Building Bayrampaşa Zorlu Center · Eczacıbaşı · Levent Istanbul · Tfkb Bank · Kartal General Management · Yıldız Teknopark · Davutpaşa Campus · Vodafone TuzlaMtx Building · Yeşilköy Airport Tekyapi Tekyapi Vodafone Esenyurt Anel · Mtx Building Ergo · Hp · Ümraniye · Bosch · Çerkezköy Diem · Bsh – Kartal · Tekstil Bank Küçükalyi · Aktürk Zorlu Project · Levent · Tekfen · Kağıthane Building Yeni Teknik Yapı · Bosch General Management Building · Kare It Systems · Avea Güneşli · Dogan Engineering · Elaziğ Airport · Gürsel Transport · Kartal Management Building ·

UAE

Ruler's Court · Emitac Mobile Solutions Ilc · International City · Gate Village · Mercantile Exchange · Philip Morris · Dubai · National Chemicals Co Chemawajaat Offices · Company for Onshore Oil Operations · ADCO Offices · Abu Dhabi

UNITED KINGDOM

Queen Mary University · London

UNITED STATES

Memorial Hermann Hospital · Langham Creek YMCA · Federal Reserve Bank · Jacobs Engineering · Rice University Autry Courts · Ten West Corporate Center · Texas Children's Hospital West Campus · Memorial Hermann Medical Plaza · Houston Pavilions · Eldridge Green Office Building · Houston Baptist University · Weekley YMCA · Lake Houston YMCA · Houston

YEMEN

Public Telecommunication Corporation · Sanaa

Ogni attenzione è stata riservata alla compilazione di questi documenti prima della stampa.

Tuttavia, a causa della continua evoluzione tecnologica ed essendo costantemente impegnati sul fronte dello sviluppo e del miglioramento della nostra gamma di prodotti, ci riserviamo il diritto di modificare senza preavviso le relative specifiche tecniche.

Great care has been taken in the drafting of these document before going to print.

Nonetheless, owing to the continuous technological change and our ongoing commitment to develop and improve our range of products, we reserve the right to develop and improve our range of products and the right to modify the specifications of any product without prior notice.

Une attention particulière a été portée à la production de ces documents avant leur impression.

Cependant, en raison de l'évolution constante des technologies et étant nous-mêmes engagés dans le développement et l'amélioration de notre gamme de produits, nous nous réservons le droit de modifier les spécifications techniques de ceux-ci sans préavis.

Tutti i nostri prodotti sono realizzati in Italia.

All products are entirely made in Italy.