



Raised access floors

FACTORY FINISHED PANELS

WOODCORE PANELS

SOFT COVERINGS

 **CBI**
EUROPE
HI-TECH INTERIORS

WOODCORE PANELS › ALUFOIL BACKING · SOFT COVERINGS


PANNELLO IN CONGLOMERATO LIGNEO CON LAMINA DI ALLUMINIO · SOFT COVERINGS

woodcore high density conglomerato ligneo 600 x 600 mm




aluminum foil backing lamina di alluminio 0.05 mm

soft coverings: alufoil, HPL, PVC, linoleum, rubber, parquet

soft coverings: lamina di alluminio, HPL, PVC, linoleum, gomma, parquet



TECHNICAL SPECIFICATIONS	PT30	PT38
	h 30 mm / kg 7,60	h 38 mm / kg 10,00
fire reaction UNI EN 13501-1	Bfl-s1	
fire resistance UNI EN 13501-2	REI 30	
EPD® registration number	S-P-03624	

TECHNICAL FEATURES UNI EN 12825			
CBI/ST 	center of panel - deflection 2,5 mm	3,2 › 4,0 KN	
	center of panel - ultimate load	9,0 › 11,5 KN	
	loading class	4 › 5	
CBI/CR 	center of panel - deflection 2,5 mm	3,3 › 4,2 KN	
	center of panel - ultimate load	9,5 › 12,0 KN	
	loading class	4 › 6	
IF tubolar 	center of panel - deflection 2,5 mm	3,5 › 4,4 KN	
	center of panel - ultimate load	10,0 › 12,6 KN	
	loading class	5 › 6	

EN The load resistance tests have been performed in CBI Europe's internal laboratory and simulate the test method indicated by UNI EN 12825: 2001. The results obtained at a height of 20 cm may vary depending on the installation and the general conditions of the site. If the project requires a certification from a third party this must be explicitly requested. **IT** Le prove di resistenza al carico sono state eseguite nel laboratorio interno CBI Europe e simulano il metodo di prova indicato dalla normativa UNI EN 12825:2001. I risultati ottenuti ad un'altezza di 20 cm possono variare in funzione dell'installazione e delle condizioni generali del cantiere. Qualora il progetto richieda una certificazione da un ente terzo questa dovrà essere espressamente richiesta.

WOODCORE PANELS › GALVANIZED STEEL DISH · SOFT COVERINGS

PANNELLO IN CONGLOMERATO LIGNEO CON VASCHETTA IN ACCIAIO ZINCATO · SOFT COVERINGS

woodcore high density *conglomerato ligneo* 600 x 600 mm




galvanized steel *acciaio zincato* 0.5 mm

soft coverings: alufoil, HPL, PVC, linoleum, rubber, parquet

soft coverings: lamina di alluminio, HPL, PVC, linoleum, gomma, parquet

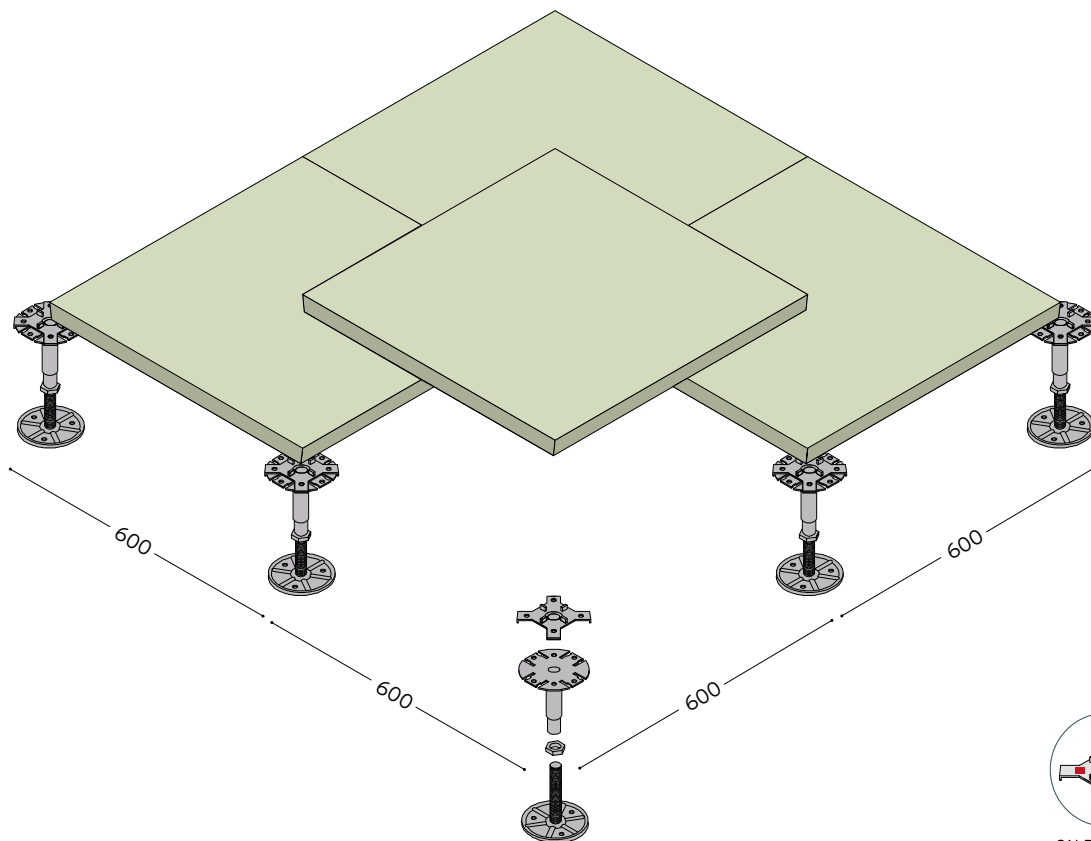


TECHNICAL SPECIFICATIONS	PT30V h 30,5 mm / kg 9,00	PT38V h 38,5 mm / kg 11,50
fire reaction UNI EN 13501-1	Bfl-s1	
fire resistance UNI EN 13501-2	REI 30	
EPD® registration number	S-P-03625	S-P-03626

TECHNICAL FEATURES UNI EN 12825		
CBI/ST 	center of panel - deflection 2,5 mm	3,5 > 5,5 KN
	center of panel - ultimate load	10,6 > 14,5 KN
	loading class	5 > 6
CBI/CR 	center of panel - deflection 2,5 mm	3,6 > 5,8 KN
	center of panel - ultimate load	11,2 > 15,2 KN
	loading class	5 > 6
IF tubular 	center of panel - deflection 2,5 mm	3,9 > 6,1 KN
	center of panel - ultimate load	11,8 > 16,0 KN
	loading class	5 > 6

EN The load resistance tests have been performed in CBI Europe's internal laboratory and simulate the test method indicated by UNI EN 12825: 2001. The results obtained at a height of 20 cm may vary depending on the installation and the general conditions of the site. If the project requires a certification from a third party this must be explicitly requested. **IT** Le prove di resistenza al carico sono state eseguite nel laboratorio interno CBI Europe e simulano il metodo di prova indicato dalla normativa UNI EN 12825:2001. I risultati ottenuti ad un'altezza di 20 cm possono variare in funzione dell'installazione e delle condizioni generali del cantiere. Qualora il progetto richieda una certificazione da un ente terzo questa dovrà essere espressamente richiesta.

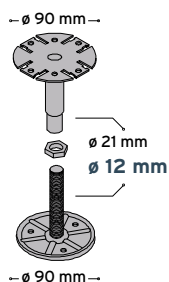
FLOOR SYSTEM **CBI/ST** without stringers



ON REQUEST
conductive washer
 guarnizione conduttiva
HGT 300/C.1

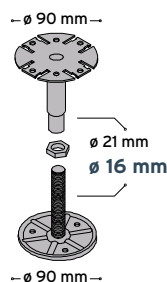
adjustable pedestal piedino regolabile

CBI F12



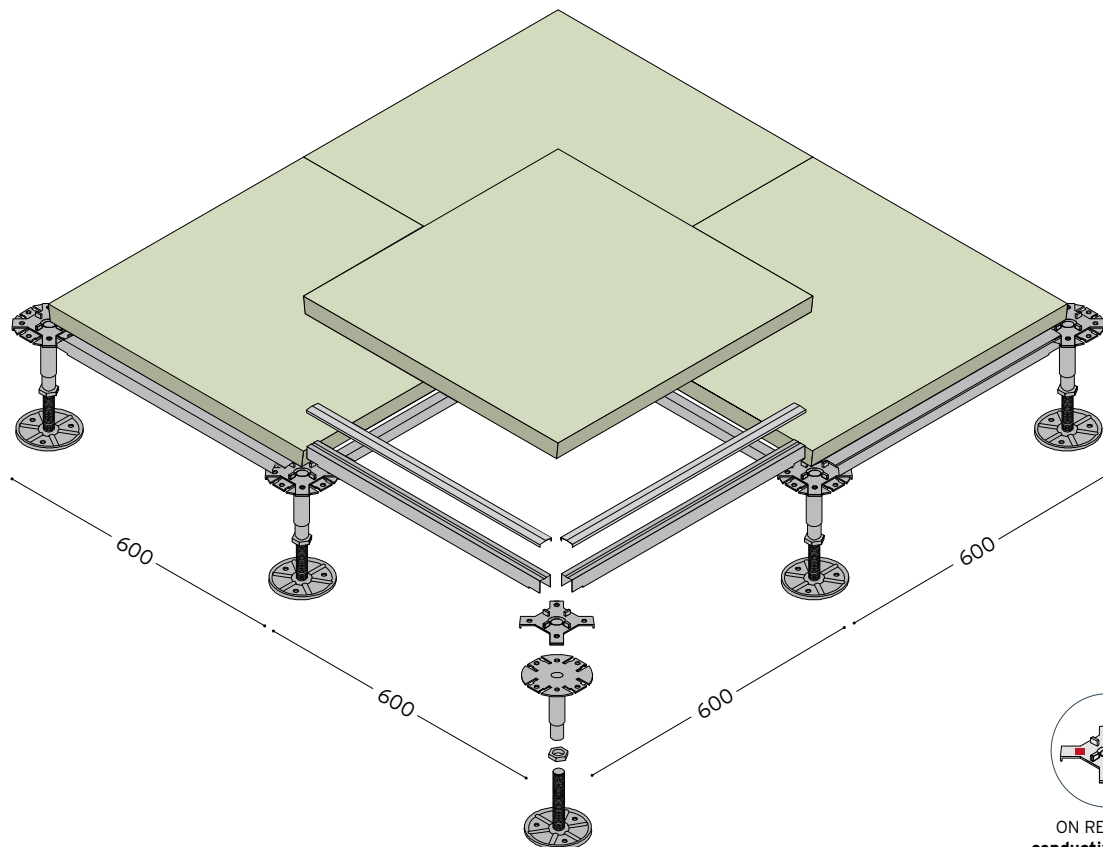
code codice	height/mm altezza/mm	weight/pcs peso/pcs
CBIO3F12	45/65	0,23 Kg
CBIO4F12	61/90	0,24 Kg
CBIO5F12	83/130	0,27 Kg
CBIO6F12	120/200	0,30 Kg

CBI F16



code codice	height/mm altezza/mm	weight/pcs peso/pcs
CBIO3F16	45/65	0,30 Kg
CBIO4F16	61/90	0,34 Kg
CBIO5F16	83/130	0,39 Kg
CBIO6F16	120/200	0,45 Kg
CBIO7F16	170/290	0,55 Kg

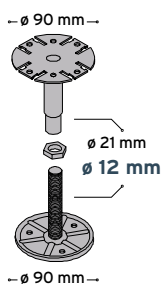
FLOOR SYSTEM **CBI** with stringers



ON REQUEST
conductive washer
 guarnizione conduttiva
HGT 300/C.1

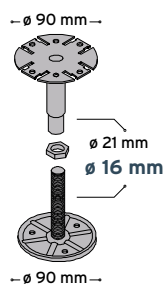
adjustable pedestal piedino regolabile

CBI F12



code codice	height/mm altezza/mm	weight/pcs peso/pcs
CBIO3F12	45/65	0,23 Kg
CBIO4F12	61/90	0,24 Kg
CBIO5F12	83/130	0,27 Kg
CBIO6F12	120/200	0,30 Kg

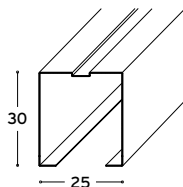
CBI F16



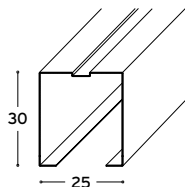
code codice	height/mm altezza/mm	weight/pcs peso/pcs
CBIO3F16	45/65	0,30 Kg
CBIO4F16	61/90	0,34 Kg
CBIO5F16	83/130	0,39 Kg
CBIO6F16	120/200	0,45 Kg
CBIO7F16	170/290	0,55 Kg
CBIO8F16	250/390	0,70 Kg
CBIO9F16	350/490	0,83 Kg
CBIO10F16	450/650	1,00 Kg

stringers traversa

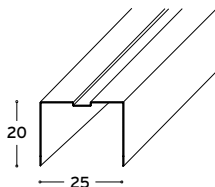
T536/A HEAVY



T536/L LIGHT



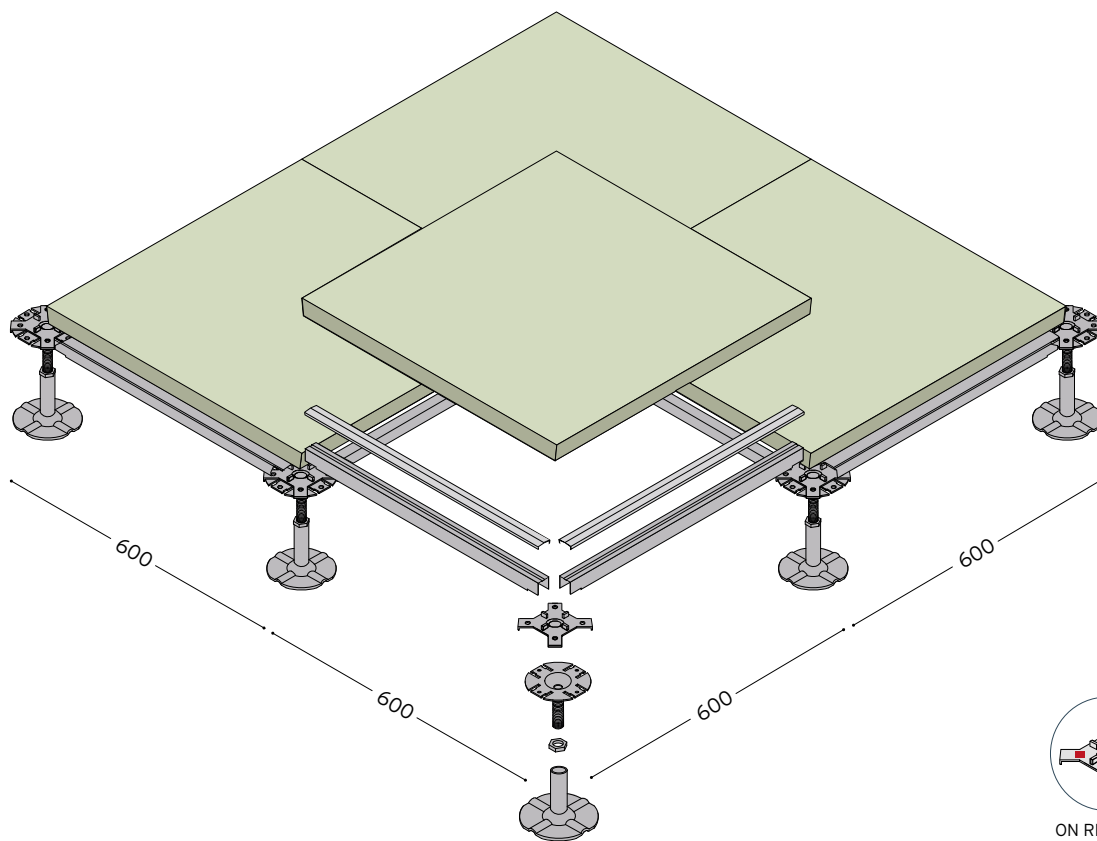
T536/S SPACER



open section stringer made with galvanised steel,
 Clip-On System with PVC washer.
 traversa di collegamento a sezione aperta in acciaio zincato
 mod. Clip-On con guarnizioni di tenuta.

T536/A 30 x 25 · thk sp.1 mm
T536/L 30 x 25 · thk sp.0,7 mm
T536/S 20 x 25 · thk sp.0,7 mm

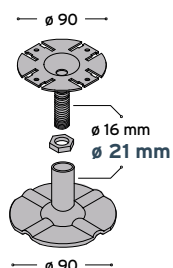
FLOOR SYSTEM **CR**



ON REQUEST
conductive washer
 guarnizione conduttiva
HGT 300/C.1

adjustable pedestal piedino regolabile

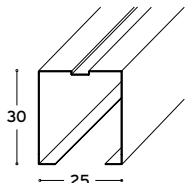
CR



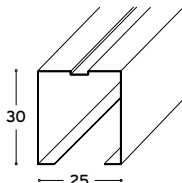
code codice	height/mm altezza/mm	weight/pcs peso/pcs
CRO0F16	120/200	0,55 Kg
CRO1F16	200/350	0,68 Kg
CRO2F16	350/550	0,94 Kg
CRO3F18	550/800	1,34 Kg
CRO4F20	800/1050	1,85 Kg
CRO5F20	1050/1300	2,14 Kg

stringers traversa

T536/A
HEAVY



T536/L
LIGHT



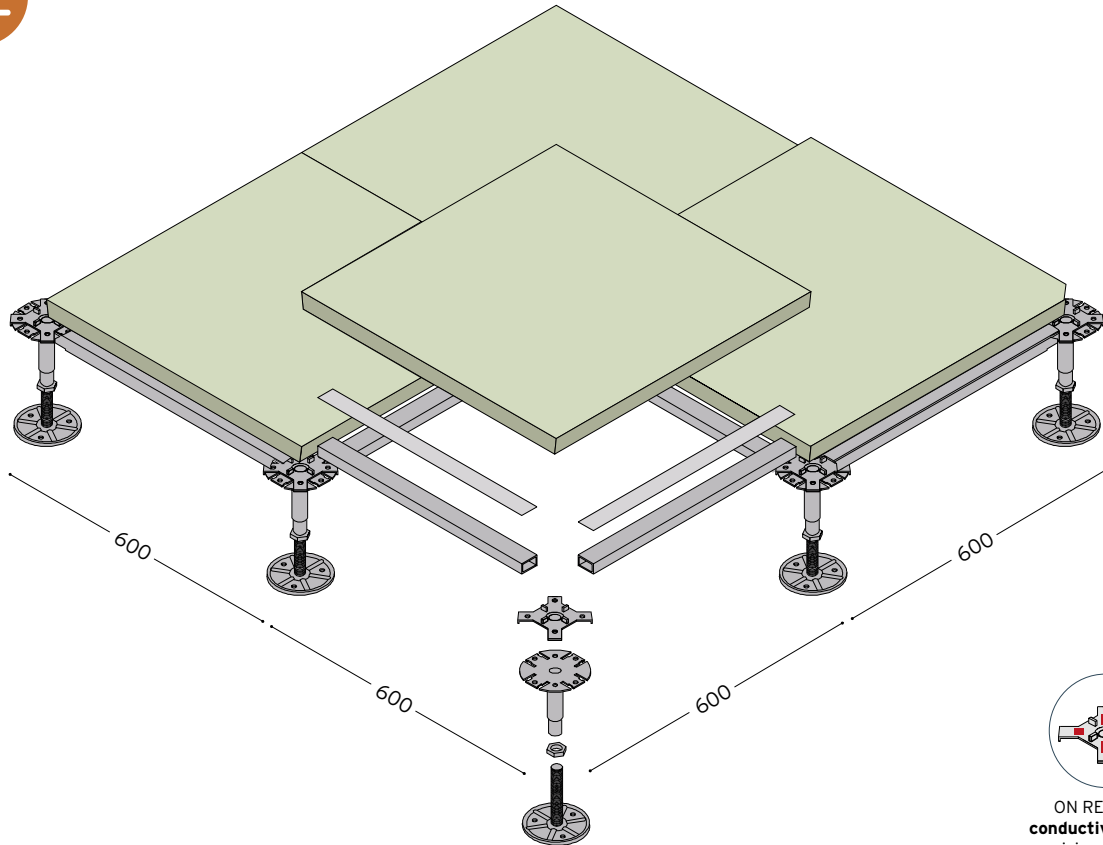
open section stringer made with galvanised steel, Clip-On / Screw Down System with PVC washer. traversa di collegamento a sezione aperta in acciaio zincato mod. Clip-On / Screw Down con guarnizioni di tenuta.

T536/A 30 x 25 · thk sp. 1 mm
T536/L 30 x 25 · thk sp. 0,7 mm

FLOOR SYSTEM **CBI/CR**

high load-bearing capacity dedicated to data centres, technical rooms, laboratories

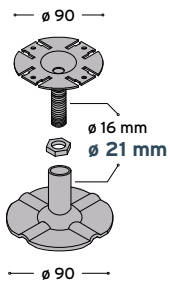
alta resistenza al carico dedicata a data center, locali tecnici, laboratori



ON REQUEST
conductive washer
 guarnizione conduttiva
HGT 300/C.1

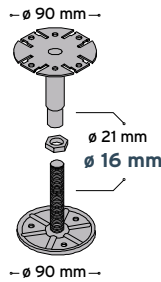
adjustable pedestal piedino regolabile

CR



code codice	height/mm altezza/mm	weight/pcs peso/pcs
CR00F16	120/200	0,55 Kg
CR01F16	200/350	0,68 Kg
CR02F16	350/550	0,94 Kg
CR03F18	550/800	1,34 Kg
CR04F20	800/1050	1,85 Kg
CR05F20	1050/1300	2,14 Kg

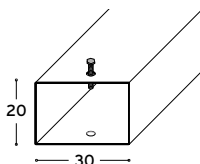
CBI F16



code codice	height/mm altezza/mm	weight/pcs peso/pcs
CBI03F16	45/65	0,30 Kg
CBI04F16	61/90	0,34 Kg
CBI05F16	83/130	0,39 Kg
CBI06F16	120/200	0,45 Kg
CBI07F16	170/290	0,55 Kg
CBI08F16	250/390	0,70 Kg
CBI09F16	350/490	0,83 Kg
CBI10F16	450/650	1,00 Kg

stringers traversa

TT545



tubular stringers closed section 30x20x1 mm Screws Down System, including screws for fixing on top of pedestals including washer.
 traversa tubolare sezione chiusa 30x20x1 mm sistema Screw Down, comprensiva di viti per il fissaggio sulla testa del piedino e guarnizione.

TT545 20 x 30 · thk sp. 1 mm

SOLID WOOD PARQUET essences *essenze*

available sizes *formato disponibile* **600 x 600**

standard thickness *spessore standard* **4 mm** · other thickness on request *altri spessori a richiesta*

 **SOFT COVERINGS**




wengé · *wengé*




teak · *teak*



doussié africa · *africa doussié*



iroko · *iroko*



afromosia · *afromosia*



europe cherry · *ciliegio europa*



beech · *faggio*




europe walnut · *noce europe*



oak · *rovere*

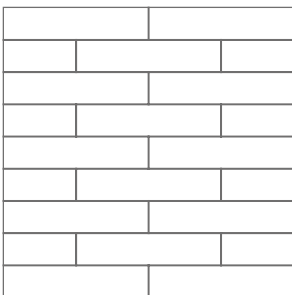


ash · *frassino*

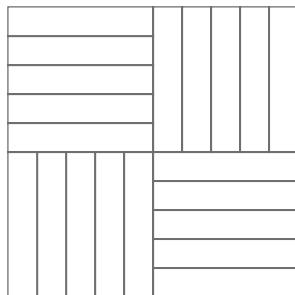


europe maple · *acero europa*

PARQUET DESIGN




quarterdeck · *cassero*



mosaic · *mosaico*



main deck · *tolda di nave*



friuli · *friuli*

Other types of solid wood parquet available on request *Altri tipi di parquet disponibili a richiesta*

SOLID WOOD BAMBOO bamboo bambú

available sizes *formato disponibile* 600 x 600

standard thickness *spessore standard* 5 mm

▼ SOFT COVERINGS



oak bamboo · *rovere bamboo*



ash bamboo · *frassino bamboo*

Strong, environment-friendly, and extremely stable.

The addition of a bamboo finish to CBI Europe's raised access floor range offers a greener, alternative floor surface. The introduction of bamboo is tangible proof of CBI Europe's commitment to protecting the environment.

Bamboo is not only extremely strong but is the world's fastest growing plant (it can grow up to a metre a day in tropical regions). Use of bamboo therefore makes a major contribution to reducing the problem of deforestation. Often referred to as "natural steel", bamboo is cool to the touch in the summer and warm in the winter.

Resistente, ecocompatibile ed altamente stabile.

L'inserimento della finitura in bambu all'interno della gamma Raised Access Floors rappresenta la scelta verde ed alternativa di CBI, frutto di un concreto impegno a vantaggio dell'ambiente: il bambu non è solamente una pianta molto resistente, ma è anche quella con la crescita più rapida al mondo - oltre un metro al giorno nelle regioni tropicali - fattore che riduce di fatto il problema delle deforestazioni.

Denominato anche "acciaio naturale", risulta al tatto fresco d'estate e caldo d'inverno.


LINOLEUM

available sizes *formato disponibile* 600 x 600 mm
thickness *spessore* 2,0 / 2,5 / 3,2 mm

▼ SOFT COVERINGS



672 aluminum



911 burlap



679 cork



711 ecru



703 fog



906 graphite



793 grey



633 horizon



604 pebble



625 silk



611 sisal



608 smoke



673 steel



702 storm



671 zinc

The linoleum tiles used from CBI Europe are all original Tarkett *I linoleum utilizzati da CBI Europe sono tutti originali Tarkett*
Other types of linoleum, available on request *Altri tipi di linoleum disponibili a richiesta*

ANTISTATIC HPL - STANDARD

available sizes *formato disponibile* 600 x 600 mm

thickness *spessore* 0,9 mm · other thickness on request *altri spessori a richiesta*

SOFT COVERINGS




577 grey · *grigio*



576 ivory · *avorio*



546 rocks · *tivoli*



2810 cement · *cemento*



548 rocks · *piasentina*

Other types of antistatic HPL available on request *Altri tipi di laminato antistatico disponibili a richiesta.* · The standard coverings used are all original Abet Walkprint finishing type SEI. *I rivestimenti standard utilizzati sono tutti originali Abet Walkprint finitura SEI.*


ANTISTATIC HPL - STANDARD

available sizes *formato disponibile* 600 x 600 mm

thickness *spessore* 0,9 mm · other thickness on request *altri spessori a richiesta*

 SOFT COVERINGS


CBI Europe exclusive finish
finitura esclusiva CBI Europe




9792 planked walnut · *noce listellare*



616 walnut sabec · *noce sabec*



1329 doussié · *doussié*



1661 oak · *rovere montano*



671 rustic beech · *faggio rustico*

Other types of antistatic HPL available on request *Altri tipi di laminato antistatico disponibili a richiesta*. · The standard coverings used are all original Abet Walkprint finishing type SEI. *I rivestimenti standard utilizzati sono tutti originali Abet Walkprint finitura SEI.*

ANTISTATIC HPL - STANDARD

available sizes *formato disponibile* 600 x 600 mm


thickness *spessore* 0,9 mm · other thickness on request *altri spessori a richiesta*

▼ SOFT COVERINGS

<<



650 oak texas · *rovere texas*



1666 beech · *faggio*



1611 maple · *acero*



1385 ash white · *bianco cenere*

Other types of antistatic HPL available on request *Altri tipi di laminato antistatico disponibili a richiesta.* · **The standard coverings used are all original Abet Walkprint finishing type SEI.** *I rivestimenti standard utilizzati sono tutti originali Abet Walkprint finitura SEI.*

ANTISTATIC PVC - MIPOLAM CLASSIC

available sizes *formato disponibile* 600 x 600 mm

thickness *spessore* 2,0 mm

 SOFT COVERINGS



0003 ivory



0010 azure



0120 borneo



0108 pepper



0002 platinum

Total Thickness	EN ISO 24346 (EN 428)	mm	2.0
Weight	EN ISO 23997 (EN 430)	g/sq.m	3300
Width/Length of Sheet	EN ISO 24341 (EN 426)	cm/lm	200/20
Tile size	EN ISO 24342 (EN 427)	mm	300 x 300* / 608 x 608
Number of tiles per package	-	-	50/20
CLASSIFICATION			
Norm/Product Specification	-	-	EN ISO 10581 (EN 649)
European classification	EN ISO 10874 (EN 685)	class	34-43
Fire rating	EN 13 501-1	class	Bfl-s1
Static electrical propensity	EN 1815	kV	< 2
PERFORMANCE			
Wear resistance	EN 660.2	mm ³	7.5
Wear Group	NF 189	group	M
Type Binder content	EN ISO 10581	type	II
Dimensional stability	EN ISO 23999 (EN 434)	%	sheet 0.40 tile 0.25
Residual indentation	EN ISO 24343-1 (EN 433)	mm	0.03
Castor Chair test (type W)	ISO 4918 (EN 425)	-	OK
Thermal Conductivity	EN ISO 10456 (EN 12524)	W/(m.K)	0.25
Colour Fastness	EN 20 105-B 02	degree	6
Surface Treatment	-	-	PUR
Chemical Products fastness	EN ISO 26987 (EN 423)	class	OK
ENVIRONMENT / INDOOR AIR QUALITY			
TVOC after 28 days	ISO 16000-6	µg/ m ³	< 10




DISSIPATIVE PVC - MIPOLAM ROBUST EL7 STATIC

available sizes *formato disponibile* 600 x 600 mm

thickness *spessore* 2,0 mm

 SOFT COVERINGS



0002 platinum

0003 ivory

0005 steel

0013 pewter

0112 storm

0306 green

Total Thickness	EN ISO 24346 (EN 428)	mm	2.0
Weight	EN ISO 23997 (EN 430)	g/sq.m	3300
Width/Length of Sheet	EN ISO 24341 (EN 426)	cm/lm	200/20
Tile size	EN ISO 24342 (EN 427)	mm	608 x 608
Number of tiles per package	-	-	20
CLASSIFICATION			
Norm/Product Specification	-	-	EN ISO 10581 (EN 649)
European classification	EN ISO 10874 (EN 685)	class	34-43
Fire rating	EN 13 501-1	class	Bfl-s1
Electrical resistance (1)	EN 1081	Ohm	106 R t 10 8
Static electrical propensity	EN 1815	kV	< 2
PERFORMANCE			
Wear resistance	EN 660.2	mm ³	< 7.5
Wear Group	NF 189	group	M
Type Binder content	EN ISO 10581	type	II
Dimensional stability	EN ISO 23999 (EN 434)	%	sheet 0.40 tile 0.25
Residual indentation	EN ISO 24343-1 (EN 433)	mm	0.03
Castor Chair test (type W)	ISO 4918 (EN 425)	-	OK
Thermal Conductivity	EN ISO 10456 (EN 12524)	W/(m.K)	0.25
Colour Fastness	EN 20 105-B 02	degree	6
Surface Treatment	-	-	PUR
Chemical Products fastness	EN ISO 26987 (EN 423)	class	OK
ENVIRONMENT / INDOOR AIR QUALITY			
TVOC after 28 days	ISO 16000-6	µg/ m ³	< 10

(1) Measured before installation

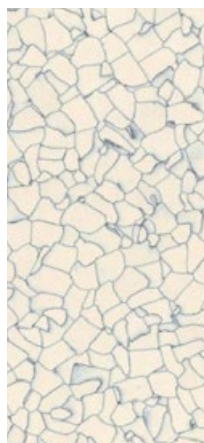


CONDUCTIVE PVC - MIPOLAM TECHNIC EL5

available sizes *formato disponibile* 600 x 600 mm

thickness *spessore* 0,9 mm · other thickness on request *altri spessori a richiesta*

 SOFT COVERINGS



0635 white



0636 grey



0637 light blue



0638 blue



0639 green



0640 beige

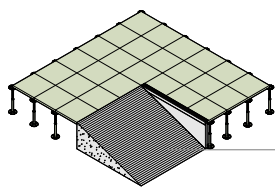
Total Thickness	EN ISO 24346 (EN 428)	mm	2.0
	ASTM F386-02	inch	0.08
Weight	EN ISO 23997 (EN 430)	g/m ²	3800
Tile size	EN ISO 24342 (EN 427)	mm	608 x 608
Number of tiles per package	-	-	20
CLASSIFICATION			
Standard/Product Specification	-	-	EN ISO 10581 (EN 649)
European classification	EN ISO 10874 (EN 685)	class	34-43
Fire rating	EN 13 501-1	class	Bfs1
	EN 1081	Ohm	106 < Rt < 10 8
Electrical resistance (1)	IEC 61340 - 4 - 1	Ohm	< 10 9
	ANSI / ESD STM 7.1	Ohm	< 10 9
Static electrical propensity	EN 1815	kV	< 2
	IEC 61340 - 4 - 1	V	< 100 (2)
Protection against electrostatic discharges	ESD S20.20	-	OK
	IEC 61340 - 5 - 1	-	OK
PERFORMANCE			
Wear resistance	EN 660.2	mm ³	< 4.0
Wear Group	NF 189	group	P
Type Binder content	EN ISO 10581	type	II
Dimensional stability	EN ISO 23999 (EN 434)	%	< 0.25
Residual indentation	EN ISO 24343-1 (EN 433)	mm	0.03
Castor Chair test (type W)	ISO 4918 (EN 425)	-	OK
Thermal Conductivity	EN ISO 10456 (EN 12524)	W/(m.K)	0.25
Colour Fastness	EN 20 105-B 02	degree	> 6
Chemical Products fastness	EN ISO 26987 (EN 423)	class	OK
ENVIRONMENT / INDOOR AIR QUALITY			
TVOC after 28 days	ISO 16000-6	µg/ m ³	< 10

(1) Measured before installation (2) Measured with ESD shoes (ABEBA and Uvex)



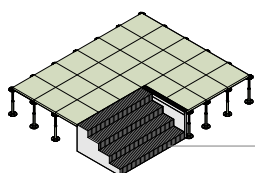
ACCESSORIES ACCESSORI

RAMPS AND CONNECTION STEPS RAMPE E GRADINI DI COLLEGAMENTO



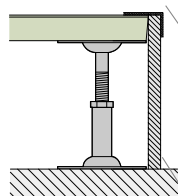
*mdf, connection step with anti-slip black rubber
*rampa di collegamento in mdf con gomma millerighe antiscivolo

R/RAC



*mdf, connection step with anti-slip black rubber
*rampa di collegamento in mdf con gomma millerighe antiscivolo

G/Gan



A/ALL
extruded aluminium molding
angolare antiscivolo in alluminio
L 3400 x 40 x 25 mm

● 436 grey

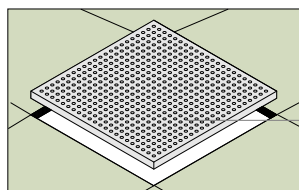
FTN/12
vertical upstand
fascia di tamponamento verticale
thickness 12 mm

● 436 grey ● 421 black

○ 422 white

*other ramp finishes available on request: HPL, PVC, linoleum · *altre finiture rampa disponibili su richiesta: HPL laminato, PVC vinile, linoleum


PERFORATED PANEL PANNELLO FORATO



perforated panel for ventilation
pannello forato per areazione

AF1

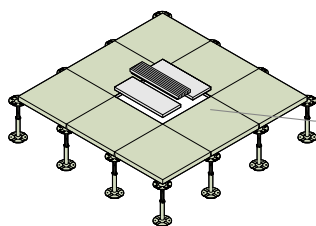
AF2



AF1
AF2

600 x 600 mm
AF1 holes ϕ 8 mm $S=1.45 \text{ dm}^2$ -20%
/ holes ϕ 10 mm $S=2.26 \text{ dm}^2$ -15%
AF2 holes ϕ 8 mm $S=2.72 \text{ dm}^2$ -20%
/ holes ϕ 10 mm $S=4.27 \text{ dm}^2$ -15%

ALUMINIUM VENTILATION GRID GRIGLIA DI VENTILAZIONE

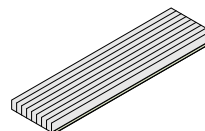


aluminium ventilation grid
with dumper for air regulation
griglia di ventilazione comprensiva
di dispositivo taratura del flusso

GRS/150

GRS/300

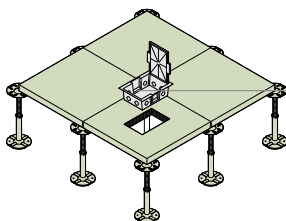
GRS/600



GRS/150
GRS/300
GRS/600

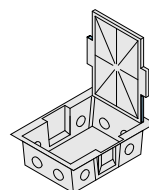
600 x 150/300/600 mm

ELECTRICAL OUTLET BOX TORRETTA A SCOMPARSA



electrical outlet box
torretta a scomparsa
per impianto elettrico

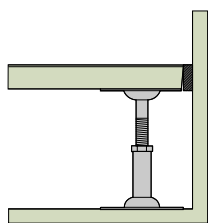
TS/8



TS/8
*electrical outlet box, 8 partitions
*torretta a scomparsa per impianto
elettrico, 8 moduli

*available on request 16 modules version
*disponibile su richiesta versione 16 moduli

PERIMETRAL GASKET FOR FIXING *GUARNIZIONE PERIMETRALE ADESIVA*



*perimetral gasket for fixing
*guarnizione perimetrale adesiva

X105

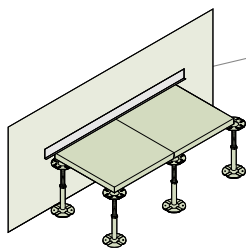


X105/30
X105/40

X105/30 : 5x30 mm lenght 28 ml/root
X105/40 : 5x40 mmlenght 28 ml/root

*one-component polyuretane based foam available on request instead of the perimetral seal
*in sostituzione della guarnizione perimetrale, è disponibile su richiesta schiuma poliuretana monocomponente

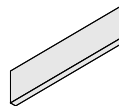
SKIRTING *BATTISCOPIA*



perimeter skirting
battiscopa perimetrale

BT/PVC

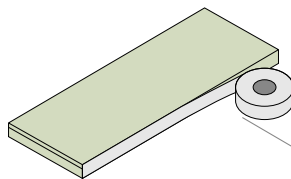
○ 422 white ● 436 grey
● 421 black



BT/PVC

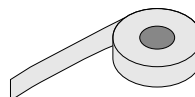
60/80 x 5 x 3000 mm

SELF-ADHESIVE ALUMINIUM *ADESIVO IN ALLUMINIO*



self-adhesive aluminium tape
euro class A1 incombustibile
adesivo in alluminio
euro classe A1 incombustibile

SA/ALL
SA/ALL.1

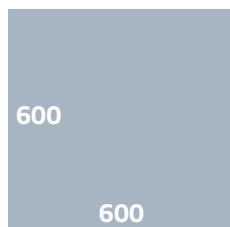


SA/ALL/30
SA/ALL/40

SA/ALL/30 : 30 mm - lenght 50 ml/root
SA/ALL/40 : 40 mm - lenght 50 ml/root

INCIDENCE *INCIDENZA*

PANEL *PANNELLO*



The standard 600 x 600 mm format effectively optimises usage.

Il formato standard 600 x 600 mm consente una efficace ottimizzazione di impiego.

incidence *incidenza*

surface <i>superficie</i>	panel <i>pannello</i>	pedestal <i>pedino</i>	stringer <i>traversa</i>
25 mq	2.78 pcs/mq	4,0 pcs/mq	7,2 pcs/mq
50 mq	2.78 pcs/mq	3,5 pcs/mq	6,4 pcs/mq
100 mq	2.78 pcs/mq	3,3 pcs/mq	6,2 pcs/mq
200 mq	2.78 pcs/mq	3,2 pcs/mq	6,1 pcs/mq
400 mq	2.78 pcs/mq	3,2 pcs/mq	5,9 pcs/mq
1000 mq	2.78 pcs/mq	2,8 pcs/mq	5,6 pcs/mq

The average incidence is theoretic. It changes according to the dimension and shape of the space.

Le incidenze riportate sono teoriche in quanto variano in relazione alle dimensioni ed alla conformazione dei locali.

PEDESTAL *PIEDINO*

pcs/box *pcs/confezione*

CBIF12	height <i>altezza</i>	packaging <i>imballo</i>	CBIF16	height <i>altezza</i>	packaging <i>imballo</i>	CR	height <i>altezza</i>	packaging <i>imballo</i>
CBI03F12	45/65 mm	75 pcs	CBI01F16	26/35 mm	100 pcs	CR00F16	120/200 mm	50 pcs
CBI04F12	61/90 mm	60 pcs	CBI02F16	32/48 mm	100 pcs	CR01F16	200/350 mm	30 pcs
CBI05F12	83/130 mm	60 pcs	CBI03F16	45/65 mm	75 pcs	CR02F16	350/550 mm	30 pcs
CBI06F12	120/200 mm	50 pcs	CBI04F16	61/90 mm	60 pcs	CR03F18	550/800 mm	15 pcs
CBI07F12	170/290 mm	45 pcs	CBI05F16	83/130 mm	60 pcs	CR04F20	800/1050 mm	15 pcs
			CBI06F16	120/200 mm	50 pcs	CR05F20	1050/1300 mm	10 pcs
			CBI07F16	170/290 mm	45 pcs			
			CBI08F16	250/390 mm	30 pcs			
			CBI09F16	350/490 mm	20 pcs			
			CBI10F16	450/650 mm	20 pcs			

IF Pedestal are sold individually.

I piedini del sistema IF sono venduti al pezzo.

recommendations for installation

raccomandazioni per l'installazione

care and installation

Premises where the floor is stored or installed must have a dry climate and completed window and floor frames; the temperature must be maintained between 5 and 35 °C and the humidity between 40% and 75%.

The floor should be installed 60 days after the concrete casting and 30 days from completion of internal finishings.

The foundation must be dry, smooth and clean; if a slab is used it is advisable to adopt a selflevelling floor foundation. It is advisable to treat the floor foundation with an anti-dust paint.

The distribution of the equipment must observe the technical requirements of the floor.

The floor has to be installed only after completion of internal equipment and finishing. Only the installer can walk on the floor during installation. As soon as installation is completed and before any other application is made, the floor has to be tested.

use and maintenance

When moving considerable loads over the floor, use trolleys and non-flexible panels between the floor and the wheels.

When laying or removing the panels, use suitable tools.

Do not damage or move the gasket of the pede-stals and of the stringers. Removed panels must be mounted again in the original position.

For any intervention remove the fewer panels than possible. Floor can be cleaned with a damp cloth; do not use water or cleaning agents directly and be careful when near an electric cable system. Do not wash plenum with water.

Do not use alkaline detergents, soda, soaps, solvents, pumice, sandpaper, and any kind of abrasive.

Before waxing the floor, make preliminary test on a limited floor surface. If the floor has particular electrical characteristics, use an electrical compatible wax.

custodia e installazione

I locali in cui dovrà essere immagazzinato o installato il pavimento sopraelevato, dovranno essere asciutti e con serramenti completati; la temperatura dovrà essere compresa tra i 5 e i 35 °C e l'umidità relativa tra il 40 ed il 75%. Prima di installare il pavimento le opere murarie dovranno essere terminate da almeno 60 giorni e le opere di finitura a umido da almeno 30 giorni.

Il sottofondo dovrà essere asciutto, liscio e pulito; in caso di soletta a getto è consigliabile prevedere l'adozione di un sottofondo autolivellante. È consigliabile un trattamento di verniciatura antipolvere del sottofondo. La distribuzione degli impianti dovrà rispettare lamodularità del pavimento sopraelevato e dovrà tenere conto degli ingombri dello stesso. Il montaggio del pavimento sopraelevato dovrà essere effettuato solo quando saranno completati tutti gli impianti e le finiture interne.

Nessuno, a eccezione degli installatori, dovrà camminare sopra il pavimento durante il montaggio.

Il pavimento sopraelevato dovrà essere collaudato e consegnato non appena ultimata l'installazione, prima dell'applicazione di eventuali cere protettive e dell'intervento degli impiantisti.

uso e manutenzione

Utilizzare sempre carrelli per spostare carichi notevoli al di sopra del pavimento, interponendo tra le ruote ed il piano di calpestio dei pannelli rigidi al fine di ripartirne i carichi. La rimozione e la posa dei pannelli deve essere eseguita utilizzando tassativamente gli appositi attrezzi di sollevamento. Fare attenzione a non danneggiare o spostare le guarnizioni di tenuta dei piedini e delle traverse; in caso di danneggiamento provvedere alla sostituzione. I pannelli rimossi dovranno essere ricollocati nella posizione originaria.

Dovendo smontare diversi pannelli, evitare la formazione di "isole" o "canali" togliendo solo la minima quantità necessaria all'intervento. Per la pulizia non usare acqua o detergenti liquidi direttamente sul pavimento sopraelevato; utilizzare panni inumiditi e ben strizzati e porre molta attenzione nelle vicinanze dei sistemi di distribuzione elettrica; non usare acqua per la pulizia del plenum.

Non usare detersivi alcalini, soda, saponi, solventi, pomice, carta vetrata ed abrasivi vari.

Dovendo cerare il pavimento, è consigliabile eseguire una prova preliminare su una porzione limitata dello stesso.

Nel caso debba essere cerato un pavimento con particolari caratteristiche elettriche, utilizzare cere elettricamente compatibili.

RAISED ACCESS FLOORS - HIGHLIGHTS

where

New-build and refurbished offices, banks, operations centres, control rooms, hospitals, homes and public buildings.

how

Using easy access, inspectable panel structures to create high-tech raised floors in a wide range of types and finishes.

why

CBI Europe's integrated floor systems are versatile, high-tech, sustainable, easy to install and inspect, and the perfect solution for all types of structural and design requirements.

dove

Realizzazioni o ristrutturazioni di uffici, banche, sale quadri, ospedali, abitazioni residenziali e locali pubblici.

come

Strutture sopraelevate tecnologicamente avanzate e pannelli accessibili ed ispezionabili in varie tipologie e finiture.

perchè

Versatili, tecnologici, ecosostenibili, facili da installare ed accessibili in qualsiasi momento, i sistemi integrati Floors sono la risposta per ogni tipo di esigenza realizzativa e progettuale.



MOISTURE RESISTANCE
RESISTENZA ALL'UMIDITÀ



EXTENDED WORKING LIFE
DURABILITÀ



HIGH TRAFFIC RESISTANCE
ALTA RESISTENZA AL CALPESTIO



LOAD BEARING RESISTANCE
RESISTENZA AL CARICO



QUICK INSTALLATION
INSTALLAZIONE RAPIDA



INSPECTABILITY
ISPEZIONABILITÀ



100%
MADE IN ITALY



EUROCLASS A1 · Bfl-s1
REI 30 · REI 60



ACOUSTIC ABSORPTION
FONOASSORBENZA



POINTS LEED
PUNTEGGIO LEED

EPD[®]

EPD ENVIRONMENTAL
PRODUCT DECLARATION[®]



EUROFINS
INDOOR AIR COMFORT GOLD

CBI EUROPE RAISED ACCESS FLOORS

Versatile, functional, 100% made in Italy.

CBI Europe is a leading manufacturer of raised access floors, with an output of over a 5 million square metres a year. Forty years of development and the experience gained from installations in 70 different countries around the world ensure that CBI Europe's raised floor systems

solve all the problems normally caused by incompatibility between architectural restrictions and the perpetual changes demanded by evolving technology. CBI Europe's floors also create environments with a high level of sustainability and livability.

PAVIMENTI TECNICI SOPRAELEVATI CBI EUROPE

Versatili, funzionali, 100% made in Italy.

CBI Europe è un'azienda leader nella produzione di sistemi integrati per pavimenti tecnici sopraelevati, con una produzione annua di oltre 5.000.000 m². Elaborati in oltre 40 anni di esperienza e confronto con progettisti e realizzazioni in 70 paesi nel mondo,


i pavimenti tecnici dei sistemi CBI Europe risolvono con successo tutte le problematiche legate all'incompatibilità tra must strutturali e le continue metamorfosi imposte dall'evoluzione tecnologica. Con particolare attenzione all'ecosostenibilità ed alla vivibilità degli ambienti realizzati.

PLANCHERS TECHNIQUES SURÉLEVÉS CBI EUROPE

Polyvalent, fonctionnel, 100% fabriqué en Italie.

Fabriqués à 100 % en Italie, les planchers surélevés de CBI Europe sont le résultat de plus de 40 ans de recherche continue et de comparaison avec des concepteurs dans plus de 70 pays du monde entier.

Ils allient performances techniques, sécurité et rapidité d'installation : la réponse la plus significative à la demande de solutions innovantes et éco-durables pour l'architecture intérieure contemporaine.



CBI EUROPE

Via Mons. A.O. Romero, 14 · 60027 Osimo (AN) Italy
T +39 071 71 08 688 · fax +39 071 71 08 63
info@cbi-europe.com · www.cbi-europe.com

